
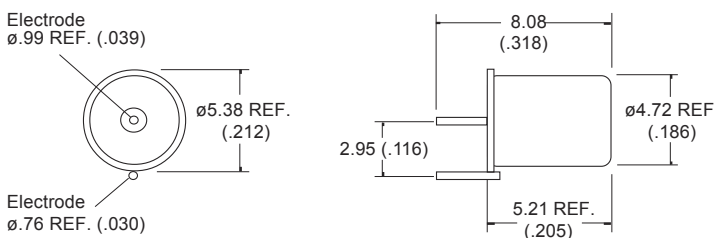
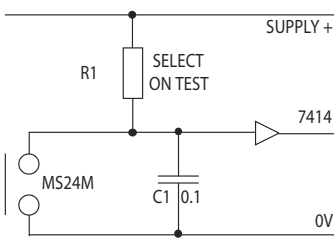
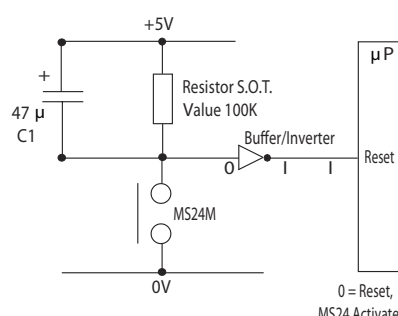


Part Number : MS24M (AU2401-1)
Movement / Vibration Sensor - Non Mercury Contacts
Product Data Sheet

PICTURE	DIMENSIONS
	
✓RoHS Compliant	Drawings not to scale. All Dimension in mm(in) nominal

This miniature non-mercury sensor has been specifically designed for the detection of movement and vibration. The sensor is non position sensitive offering a similar level of sensitivity whatever its position and has been designed for use with analogue or digital circuitry. The sensor reacts when disturbed by giving a fleeting change of state (ie n/o to n/c or vice versa). The time taken to settle depends on the amount of energy absorbed by the device, the settled state will be random unless mounting attitude is chosen for a n/c output. The low contact resistance of this device makes it ideal for incorporating into new or existing designs.

TECHNICAL SPECIFICATIONS		
Switching Voltage	Max. Vac	24
Switching Current	Max. A	0.20
Switching Capacity	Max. VA	5
Contact Resistance	Max. Ω	100 at 5 VDC
Operating Temperature	$^{\circ}\text{C}$	-37 $^{\circ}$ +100 $^{\circ}$
Storage Temperature	$^{\circ}\text{C}$	-40 $^{\circ}$ +125 $^{\circ}$
Case Material		Metal - Gold Plated
Cable/Termination		Pin
Features		Non-Mercury Contacts
		Omni-Directional

DAMPING CIRCUIT	LOW CURRENT RESET CIRCUIT
 <p>The output of the MS24M may be damped when less sensitivity is required by using a Schmitt trigger device as shown. Lowering the value of R1 (100 ohm min) will reduce the sensitivity of the switch.</p>	 <p>Inverter input held at 0V (logic 0) with no disturbance, a charge is permanently held in C1. With movement the MS24M goes momentarily open circuit allowing the charged capacitor to be seen at the inverter input which would change state giving a pulse to reset.</p> <p>0 = Reset, MS24 Activated</p>

REV. NO.	REVISION NOTE	DATE	SIGNATURE
A	Datasheet Update	March 2010	LG

As part of the company policy of continued product improvement, specifications may change without notice. Our sales office will be pleased to help you with the latest information on this product range and the details of our full design and manufacturing service. All products are supplied to our standard conditions of sale unless otherwise agreed in writing.

© 2010 Copyright Comus International Inc.

454 Allwood Road, Clifton, New Jersey 07012 USA. Website: www.comus-intl.com

USA: + (1) 973 777 6900 - UK: +44 (0) 1255 862236 - Belgium: + 32 (0)12 390400 - France: + 33 (0) 1 43 96 86 10



TAKE A LOOK AT OUR VARIETY OF PRODUCTS

