

# 1.25GBPS 850NM VCSEL LC TOSA PACKAGE

## HFE418X-421

### FEATURES:

- Designed for small form factor transceivers
- Prealigned connector sleeve that is compatible with the LC™ standard (LC is a trademark of Lucent Technologies)
- Designed for drive currents between 5 and 15 mA
- Optimized for low dependence of electrical properties over temperature
- High speed  $\geq 1$  GHz
- Two different laser/ photodiode polarities
- Attenuating coating
- Packaged with a photodetector

The HFE418x-421 is a high-performance 850 nm VCSEL (Vertical Cavity Surface-Emitting Laser) packaged for high-speed data communications. This product combines all the performance advantages of the VCSEL with a custom designed power monitor diode. The power monitor diode can be used with appropriate feedback control circuitry to set a maximum power level for each VCSEL. In addition, built-in power attenuation reduces the effective slope efficiency. These combined features simplify design for high data rate communication and eye safety.

Packaged in a fiber receptacle sleeve, this high radiance VCSEL is designed to convert electrical current into optical power that can be used in fiber optic communications and other applications. As the current varies above threshold, the light intensity increases proportionally. Data rates can vary from DC to above 2 Gb/s.

The HFE418x-421 is designed to be used with inexpensive silicon or gallium arsenide detectors, but excellent performance can also be achieved with some indium gallium arsenide detectors.

The low drive current requirement makes direct drive from PECL (Positive Emitter Coupled Logic) or EML (Emitter Coupled Logic) gates possible and eases driver design.

The HFE418x-421 is a prealigned and focused fiber optic transmitter designed to interface with 50/125 and 62.5/125  $\mu\text{m}$  multi-mode fiber.

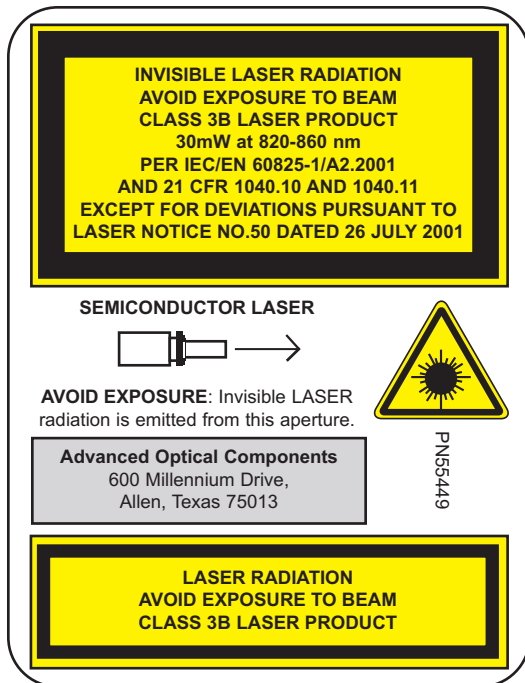


Part Number	Description
HFE4180-421	LC TOSA with attenuated TO-46 component, VCSEL with Back Monitor Photodiode, Anode of VCSEL common with Photodiode Cathode
HFE4181-421	LC TOSA with attenuated TO-46 component, VCSEL with Back Monitor Photodiode, Cathode of VCSEL common with Photodiode Anode

*Finisar*

Advanced Optical Components Division

## ABSOLUTE MAXIMUM RATINGS



Parameter	Rating
Storage temperature	-40°C to +85°C
Operating temperature	0 to +70°C
Lead solder temperature	260°C, 10 seconds
Continuous Optical Output Power (Any Current)	5 mW
Laser Diode Reverse Voltage ( $I_R=10 \mu A$ )	5 V
Laser Continuous Forward Current, Heat-Sinked	15 mA
PIN Photodiode Forward Current	10 mA

**NOTICE:** Stresses greater than those listed under "Absolute Maximum Ratings" may cause permanent damage to the device. This is a stress rating only and functional operation of the device at these or any other conditions above those indicated in the operations section for extended periods of time may affect reliability.

## ELECTRICAL-OPTICAL CHARACTERISTICS

VCSEL Parameters	Test Condition	Symbol	Min.	Typ.	Max.	Units	Notes
Average Fiber Coupled Power	$I_F=12\text{ mA}$	$P_{OC}$		350 -4.5		$\mu\text{W}$ dBm	2
Coupling Efficiency	$I_F=12\text{ mA}$	PO_PCT	65			%	2
Threshold Current		$I_{TH}$		3.5	6	mA	
Threshold Current Temperature Variation	$T_A = 0^\circ\text{C to } 70^\circ\text{C}$	$\Delta I_{TH}$	-1.5		1.5	mA	3
Slope Efficiency	$P_{OC}=0.35\text{ mW}$	$\eta$	0.02	0.04	0.1	mW/mA	4
Slope Efficiency Temperature Variation	$T_A = 0^\circ\text{C to } 70^\circ\text{C}$	$\Delta\eta/\Delta T$		-0.5		%/ $^\circ\text{C}$	
Peak Wavelength	$I_F=12\text{ mA}$	$\lambda_P$	830	850	860	nm	
$\lambda_P$ Temp Coefficient	$I_F=12\text{ mA}$	$\Delta\lambda_P/\Delta T$		0.06		nm/ $^\circ\text{C}$	
Spectral Bandwidth	$I_F=12\text{ mA, FWHM}$	$\Delta\lambda$			1.0	nm	
Laser Forward Voltage	$I_F=12\text{ mA}$	$V_F$	1.6	1.8	2.2	V	
Laser Reverse Voltage	$I_R=10\text{ }\mu\text{A}$	$BVR_{LD}$	5	10		V	
Rise and Fall Time	Bias Above Threshold (20%-80%)	$t_R$ $t_F$		150 200	300 300	ps	5
Relative Intensity Noise	1 GHz BW	RIN		-128	-122	dB/Hz	
Series Resistance	$I_F=12\text{ mA}$	$R_S$	15	25	50	Ohms	

Photodiode Parameters	Test Condition	Symbol	Min.	Typ.	Max.	Units	Notes
Monitor Current	$P_{OC}=0.35\text{ mW}$	$I_{PD}$	0.09		0.58	mA	
Monitor Current Temperature Variation	$P_{OC}=0.35\text{ mW}$	$\Delta I_{PD}/\Delta T$		0.0		%/ $^\circ\text{C}$	
Dark Current	$P_o=0\text{ mW, } V_R=3\text{ V}$	$I_D$			20	nA	
PD Reverse Voltage	$P_o=0\text{ mW, } I_R=10\text{ }\mu\text{A}$	$BVR_{PD}$	30	115		V	
PD Capacitance	$V_R=0\text{ V, Freq}=1\text{ MHz}$ $V_R=3\text{ V, Freq}=1\text{ MHz}$	C		75 40	100 55	pF	

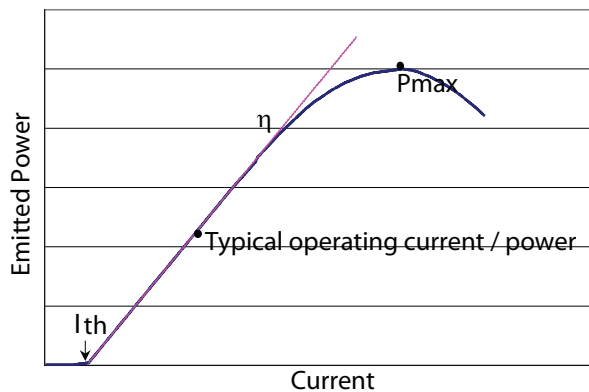
ELECTRO-OPTICAL CHARACTERISTICS ( $T_A=25^\circ\text{C}$  unless otherwise stated)

## NOTES

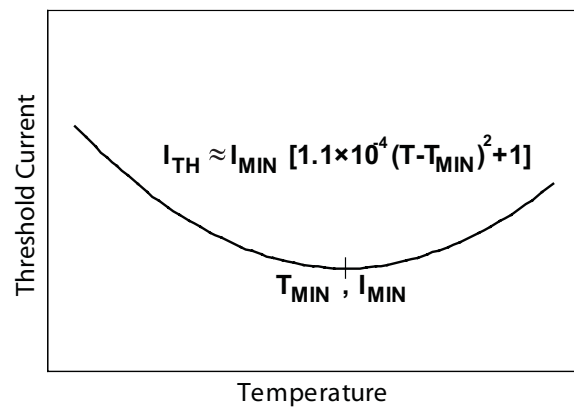
1. Reliability is a function of temperature, see [www.finisar.com/aoc.php](http://www.finisar.com/aoc.php) for details.
2. For the purpose of these tests,  $I_F$  is DC current.
3. Threshold current varies as  $(T_A - T_O)^2$ . It may either increase or decrease with temperature, depending upon relationship of  $T_A$  to  $T_O$ . The magnitude of the change is proportional to the threshold at  $T_O$ .
4. Slope efficiency is defined as  $\Delta P_O / \Delta I_F$ .
5. Rise and fall times specifications are the 20% - 80%. Most of the devices will measure <135ps fall time. Rise and fall times are sensitive to drive electronics.

## TYPICAL PERFORMANCE CURVES

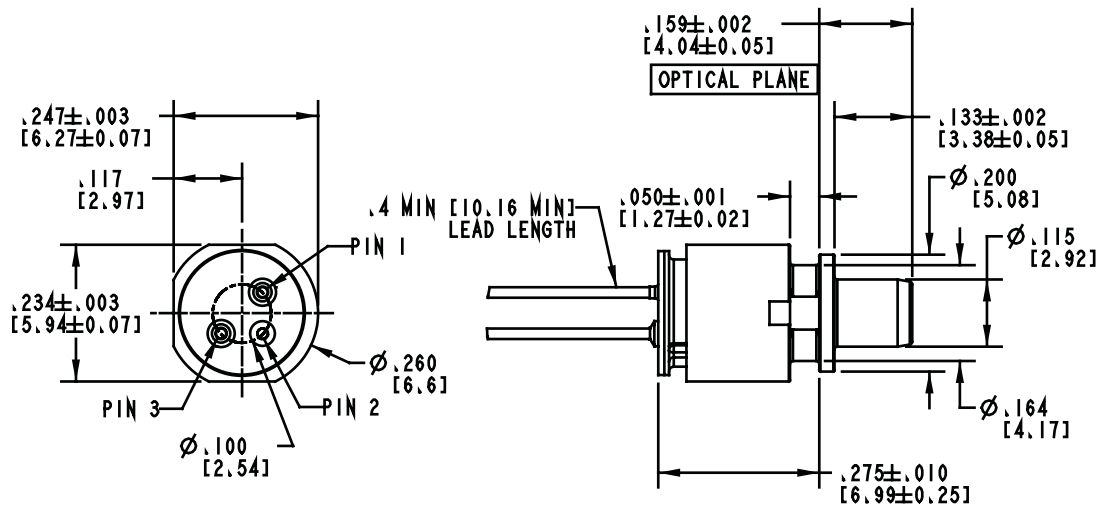
**Emitted Power vs. Current:** Power varies approximately linearly with current above threshold.



**Threshold Current vs. Temperature:** Threshold current varies parabolically with temperature; thus it can be nearly constant for a limited temperature range.



## MOUNTING DIMENSIONS



MOUNTING DIMENSIONS (for reference only): All dimensions are in inches.

## PINOUT

HFE4180-421		HFE4181-421	
Number	Function	Number	Function
1	K <sub>LD</sub>	1	A <sub>LD</sub>
2	K <sub>PD</sub> , A <sub>LD</sub>	2	K <sub>LD</sub> , A <sub>PD</sub>
3	A <sub>PD</sub>	3	K <sub>PD</sub>

## PINOUT DEFINITIONS

A <sub>LD</sub>	VCSEL Anode	A <sub>PD</sub>	Monitor Photodiode Anode
K <sub>LD</sub>	VCSEL Cathode	K <sub>PD</sub>	Monitor Photodiode Cathode

## ADVANCED OPTICAL COMPONENTS

Finisar's ADVANCED OPTICAL COMPONENTS division was formed through strategic acquisition of key optical component suppliers. The company has led the industry in high volume Vertical Cavity Surface Emitting Laser (VCSEL) and associated detector technology since 1996. VCSELS have become the primary laser source for optical data communication, and are rapidly expanding into a wide variety of sensor applications. VCSELS' superior reliability, low drive current, high coupled power, narrow and circularly symmetric beam and versatile packaging options (including arrays) are enabling solutions not possible with other optical technologies. ADVANCED OPTICAL COMPONENTS is also a key supplier of Fabrey-Perot (FP) and Distributed Feedback (DFB) Lasers, and Optical Isolators (OI) for use in single mode fiber data and telecommunications networks

## LOCATION

- Allen, TX - Business unit headquarters, VCSEL wafer growth, wafer fabrication and TO package assembly.
- Fremont, CA – Wafer growth and fabrication of 1310 to 1550nm FP and DFB lasers.
- Shanghai, PRC – Optical passives assembly, including optical isolators and splitters.

## SALES AND SERVICE

Finisar's ADVANCED OPTICAL COMPONENTS division serves its customers through a worldwide network of sales offices and distributors. For application assistance, current specifications, pricing or name of the nearest Authorized Distributor, contact a nearby sales office or call the number listed below.

## AOC CAPABILITIES

ADVANCED OPTICAL COMPONENTS' advanced capabilities include:

- 1, 2, 4, 8, and 10Gbps serial VCSEL solutions
- 1, 2, 4, 8, and 10Gbps serial SW DETECTOR solutions
- VCSEL and detector arrays
- 1, 2, 4, 8, and 10Gbps FP and DFB solutions at 1310 and 1550nm
- 1, 2, 4, 8, and 10Gbps serial LW DETECTOR solutions
- Optical Isolators from 1260 to 1600nm range
- Laser packaging in TO46, TO56, and Optical subassemblies with SC, LC, and MU interfaces for communication networks
- VCSELS operating at 670nm, 780nm, 980nm, and 1310nm in development
- Sensor packages include surface mount, various plastics, chip on board, chip scale packages, etc.
- Custom packaging options

*Finisar*

Advanced Optical Components Division

**Phone:** 1-866-MY-VCSEL USA (toll free)  
 1-214-509-2700 USA (Direct dial)  
 44 (0) 174 336 5533 Europe  
 886-935-409898 China & Taiwan  
 81-90-4437-1130 Japan  
 82-11-220-6153 Asia Pacific & Korea

**Fax:** 1-214-509-3709 USA

Email: support@adopco.com  
 WEB: www.finisar.com/aoc.php