

NSVF5501SK

RF Transistor for Low Noise Amplifier

10 V, 70 mA, $f_T = 5.5$ GHz typ. RF Transistor

This RF transistor is designed for RF amplifier applications. SSFP package is contribute to down size of application because it is small surface mount package. This RF transistor is AEC-Q101 qualified and PPAP capable for automotive applications.

Features

- High Cut-off Frequency: $f_T = 5.5$ GHz typ. ($V_{CE} = 5$ V)
- High Gain: $|S_{21e}|^2 = 11$ dB typ. ($f = 1$ GHz)
 $|S_{21e}|^2 = 19$ dB typ. ($f = 400$ MHz)
- SSFP Package is Pin-compatible with SOT-623
- AEC-Q101 Qualified and PPAP Capable
- These Devices are Pb-Free, Halogen Free/BFR Free and are RoHS Compliant

Typical Applications

- RF Amplifier for RKE
- RF Amplifier for ADAS
- RF Amplifier for Remote Engine Starter



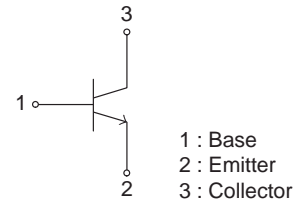
ON Semiconductor®

www.onsemi.com

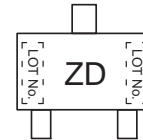


SOT-623 / SSFP
CASE 631AC

ELECTRICAL CONNECTION NPN



MARKING DIAGRAM



ZD = Specific Device Code

ORDERING INFORMATION

See detailed ordering and shipping information in the package dimensions section on page 8 of this data sheet.

NSVF5501SK

SPECIFICATIONS

ABSOLUTE MAXIMUM RATINGS at Ta = 25°C

| Parameter | Symbol | Value | Unit |
|--|----------------|-------------|------|
| Collector to Base Voltage | V_{CBO} | 20 | V |
| Collector to Emitter Voltage | V_{CEO} | 10 | V |
| Emitter to Base Voltage | V_{EBO} | 3 | V |
| Collector Current | I_C | 70 | mA |
| Collector Dissipation | P_C | 250 | mW |
| Operating Junction and Storage Temperature | T_j, T_{stg} | -55 to +150 | °C |

Stresses exceeding those listed in the Maximum Ratings table may damage the device. If any of these limits are exceeded, device functionality should not be assumed, damage may occur and reliability may be affected.

ELECTRICAL CHARACTERISTICS at Ta = 25°C

| Parameter | Symbol | Conditions | Value | | | Unit |
|------------------------------|-----------------|--|-------|------|-----|---------------|
| | | | Min | Typ | Max | |
| Collector Cutoff Current | I_{CBO} | $V_{CB} = 10\text{ V}, I_E = 0\text{ A}$ | | | 0.1 | μA |
| Emitter Cutoff Current | I_{EBO} | $V_{EB} = 2\text{ V}, I_C = 0\text{ A}$ | | | 1 | μA |
| DC Current Gain | h_{FE} | $V_{CE} = 5\text{ V}, I_C = 10\text{ mA}$ | 100 | | 160 | |
| Gain-Bandwidth Product | f_T1 | $V_{CE} = 3\text{ V}, I_C = 5\text{ mA}$ | 3.0 | 4.5 | | GHz |
| | f_T2 | $V_{CE} = 5\text{ V}, I_C = 20\text{ mA}$ | | 5.5 | | GHz |
| Output Capacitance | C_{ob} | $V_{CB} = 10\text{ V}, f = 1\text{ MHz}$ | | 0.95 | 1.2 | pF |
| Reverse Transfer Capacitance | C_{re} | | | 0.6 | | pF |
| Forward Transfer Gain | $ S_{21e} ^2_1$ | $V_{CE} = 5\text{ V}, I_C = 20\text{ mA}, f = 1\text{ GHz}$ | 8 | 11 | | dB |
| | $ S_{21e} ^2_2$ | $V_{CE} = 5\text{ V}, I_C = 20\text{ mA}, f = 400\text{ MHz}$ | 16 | 19 | | dB |
| Noise Figure | NF | $V_{CE} = 3\text{ V}, I_C = 5\text{ mA}, f = 1\text{ GHz}$ $Z_S = Z_L = 50\ \Omega$ | | 1.9 | | dB |

Product parametric performance is indicated in the Electrical Characteristics for the listed test conditions, unless otherwise noted. Product performance may not be indicated by the Electrical Characteristics if operated under different conditions.

1. Pay attention to handling since it is liable to be affected by static electricity due to the high-frequency process adopted.

TYPICAL CHARACTERISTICS

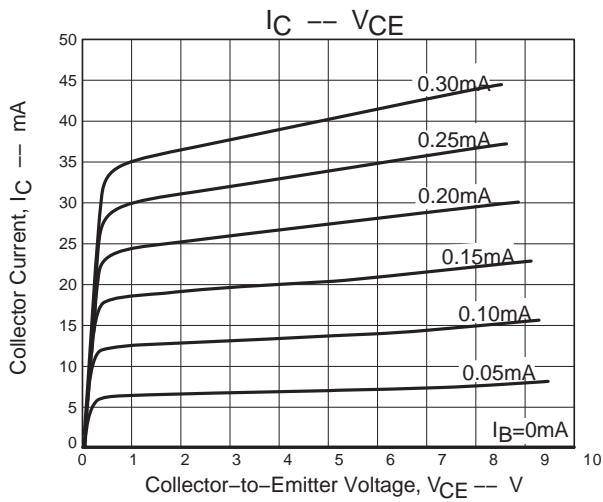


Figure 1.

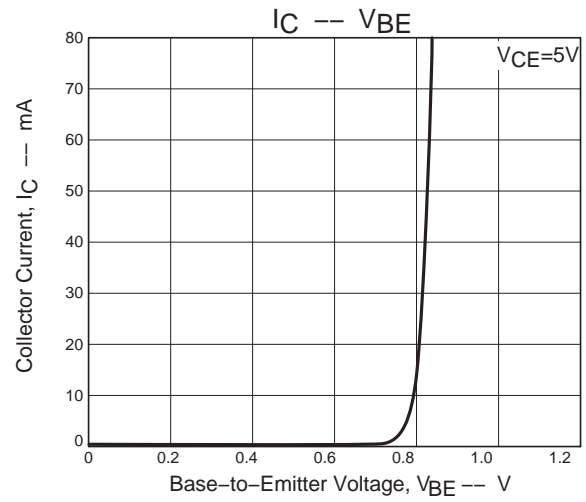


Figure 2.

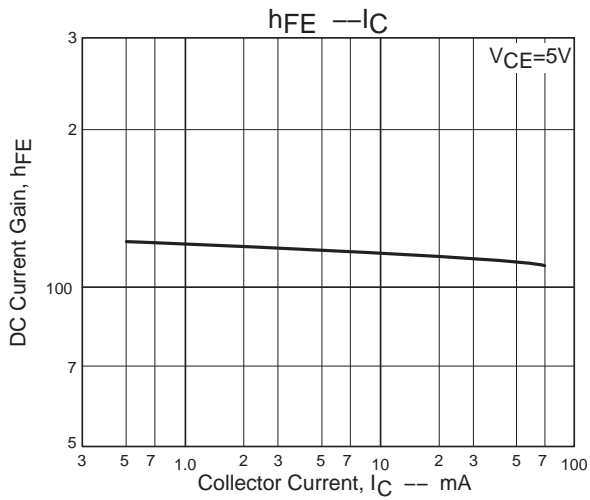


Figure 3.

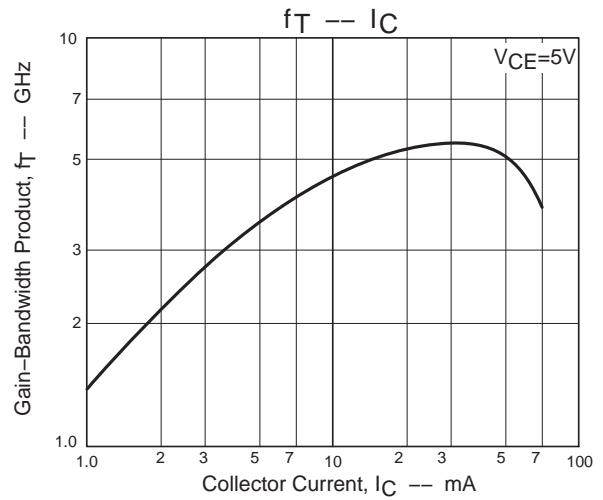


Figure 4.

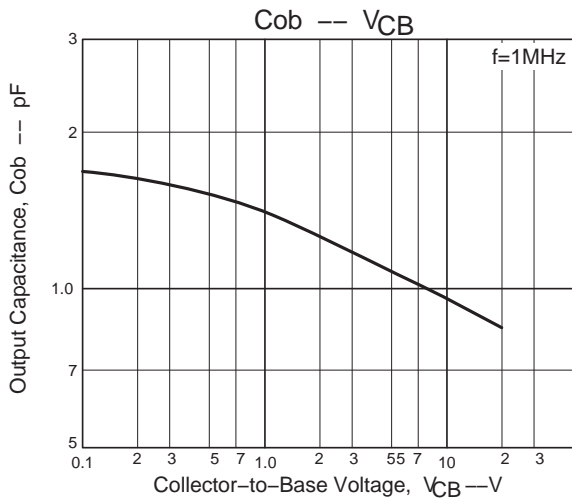


Figure 5.

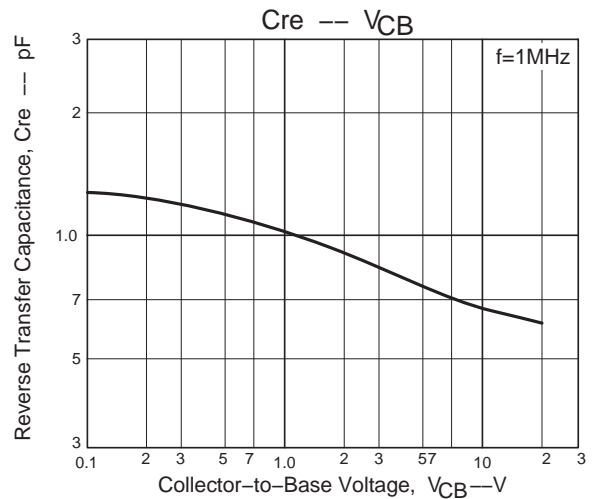


Figure 6.

NSVF5501SK

TYPICAL CHARACTERISTICS

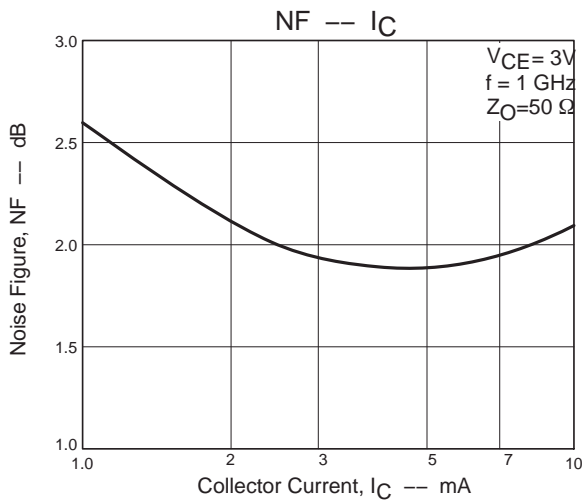


Figure 7.

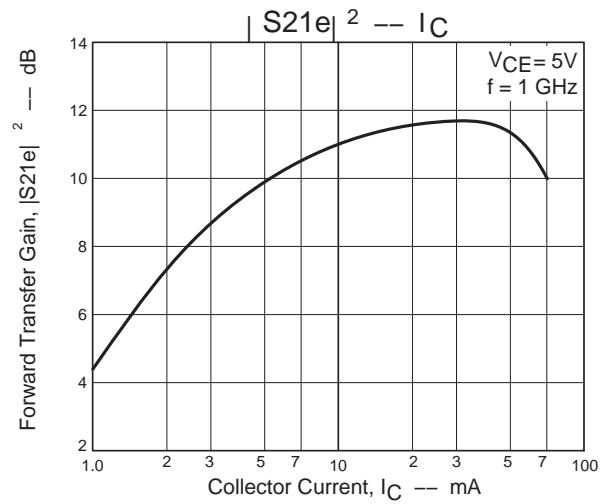


Figure 8.

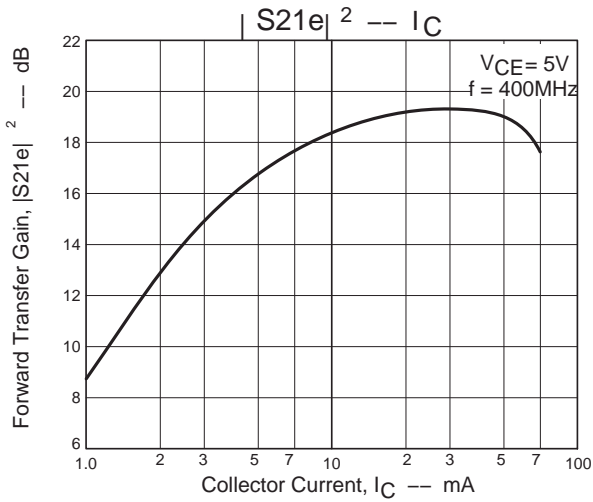


Figure 9.

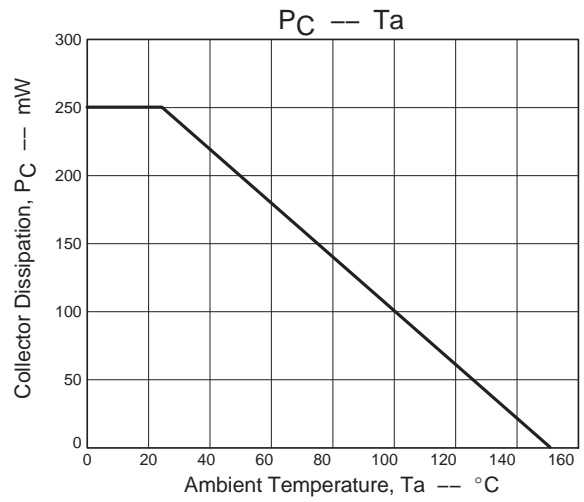


Figure 10.

NSVF5501SK

S PARAMETERS (COMMON EMITTER)

| Freq(MHz) | S11 | ∠S11 | S21 | ∠S21 | S12 | ∠S12 | S22 | ∠S22 |
|-----------|-----|------|-----|------|-----|------|-----|------|
|-----------|-----|------|-----|------|-----|------|-----|------|

$V_{CE} = 5 \text{ V}$, $I_C = 1 \text{ mA}$, $Z_0 = 50 \Omega$

| | | | | | | | | |
|------|-------|---------|-------|--------|-------|-------|-------|--------|
| 100 | 0.960 | -21.33 | 3.404 | 164.99 | 0.046 | 77.57 | 0.986 | -9.38 |
| 200 | 0.943 | -40.21 | 3.215 | 151.43 | 0.085 | 64.91 | 0.938 | -18.56 |
| 400 | 0.888 | -72.87 | 2.700 | 128.23 | 0.139 | 46.91 | 0.838 | -31.44 |
| 600 | 0.853 | -97.36 | 2.288 | 110.64 | 0.167 | 34.66 | 0.757 | -40.30 |
| 800 | 0.816 | -115.67 | 1.926 | 96.26 | 0.179 | 26.17 | 0.706 | -46.95 |
| 1000 | 0.788 | -129.19 | 1.659 | 84.81 | 0.180 | 19.95 | 0.676 | -52.20 |
| 1200 | 0.767 | -140.35 | 1.451 | 74.89 | 0.174 | 16.50 | 0.664 | -56.92 |
| 1400 | 0.749 | -149.12 | 1.286 | 66.48 | 0.168 | 14.89 | 0.662 | -61.86 |
| 1600 | 0.734 | -156.38 | 1.162 | 59.19 | 0.160 | 14.19 | 0.668 | -66.10 |
| 1800 | 0.719 | -163.17 | 1.061 | 52.60 | 0.149 | 15.77 | 0.677 | -70.98 |
| 2000 | 0.705 | -169.31 | 0.977 | 46.28 | 0.141 | 19.10 | 0.683 | -75.24 |
| 2200 | 0.694 | -174.71 | 0.893 | 41.12 | 0.136 | 24.16 | 0.695 | -79.81 |
| 2400 | 0.683 | -179.60 | 0.825 | 36.38 | 0.135 | 30.74 | 0.705 | -84.33 |
| 2600 | 0.675 | -174.53 | 0.765 | 32.38 | 0.141 | 38.01 | 0.717 | -88.85 |
| 2800 | 0.664 | -169.68 | 0.709 | 29.26 | 0.149 | 45.42 | 0.729 | -93.41 |
| 3000 | 0.653 | -165.11 | 0.667 | 26.87 | 0.163 | 51.07 | 0.737 | -97.77 |

$V_{CE} = 5 \text{ V}$, $I_C = 3 \text{ mA}$, $Z_0 = 50 \Omega$

| | | | | | | | | |
|------|-------|---------|-------|--------|-------|-------|-------|--------|
| 100 | 0.897 | -35.17 | 8.858 | 157.25 | 0.044 | 71.22 | 0.940 | -17.73 |
| 200 | 0.846 | -64.07 | 7.795 | 138.86 | 0.073 | 55.30 | 0.816 | -31.57 |
| 400 | 0.761 | -104.22 | 5.532 | 114.15 | 0.100 | 39.30 | 0.626 | -45.72 |
| 600 | 0.727 | -127.47 | 4.177 | 99.10 | 0.110 | 33.80 | 0.530 | -52.62 |
| 800 | 0.698 | -142.65 | 3.306 | 87.99 | 0.115 | 31.00 | 0.483 | -57.50 |
| 1000 | 0.681 | -152.69 | 2.715 | 79.36 | 0.120 | 30.86 | 0.461 | -61.55 |
| 1200 | 0.670 | -160.54 | 2.308 | 72.11 | 0.121 | 33.53 | 0.456 | -65.03 |
| 1400 | 0.656 | -166.79 | 2.012 | 65.45 | 0.124 | 35.60 | 0.461 | -69.34 |
| 1600 | 0.647 | -172.10 | 1.793 | 59.66 | 0.130 | 38.30 | 0.468 | -72.55 |
| 1800 | 0.635 | -176.87 | 1.621 | 54.21 | 0.135 | 41.86 | 0.479 | -76.57 |
| 2000 | 0.628 | -178.54 | 1.481 | 48.73 | 0.144 | 45.68 | 0.490 | -80.11 |
| 2200 | 0.616 | -173.99 | 1.351 | 44.05 | 0.153 | 48.13 | 0.501 | -83.71 |
| 2400 | 0.611 | -169.80 | 1.246 | 39.67 | 0.167 | 50.77 | 0.518 | -87.42 |
| 2600 | 0.601 | -166.00 | 1.157 | 35.62 | 0.178 | 53.54 | 0.528 | -91.49 |
| 2800 | 0.597 | -162.06 | 1.079 | 32.28 | 0.196 | 55.92 | 0.543 | -95.09 |
| 3000 | 0.588 | -158.02 | 1.015 | 29.15 | 0.215 | 56.86 | 0.555 | -98.59 |

NSVF5501SK

S PARAMETERS (COMMON EMITTER)

| Freq(MHz) | S11 | ∠S11 | S21 | ∠S21 | S12 | ∠S12 | S22 | ∠S22 |
|-----------|-----|------|-----|------|-----|------|-----|------|
|-----------|-----|------|-----|------|-----|------|-----|------|

V_{CE} = 5 V, I_C = 5 mA, Z_O = 50 Ω

| | | | | | | | | |
|------|-------|---------|--------|--------|-------|-------|-------|--------|
| 100 | 0.842 | -46.44 | 13.174 | 151.15 | 0.040 | 64.28 | 0.891 | -24.16 |
| 200 | 0.777 | -81.34 | 10.723 | 130.44 | 0.062 | 50.01 | 0.716 | -39.59 |
| 400 | 0.699 | -121.57 | 6.861 | 106.89 | 0.080 | 39.73 | 0.508 | -52.96 |
| 600 | 0.679 | -141.39 | 4.942 | 94.02 | 0.089 | 37.45 | 0.424 | -58.67 |
| 800 | 0.661 | -153.84 | 3.830 | 84.43 | 0.096 | 38.27 | 0.390 | -62.90 |
| 1000 | 0.648 | -162.04 | 3.117 | 77.09 | 0.103 | 40.59 | 0.376 | -66.27 |
| 1200 | 0.641 | -168.02 | 2.643 | 70.51 | 0.111 | 43.94 | 0.374 | -69.52 |
| 1400 | 0.629 | -173.53 | 2.286 | 64.60 | 0.120 | 46.56 | 0.382 | -73.45 |
| 1600 | 0.620 | -177.70 | 2.039 | 59.33 | 0.130 | 48.48 | 0.390 | -76.69 |
| 1800 | 0.610 | 177.97 | 1.841 | 54.24 | 0.139 | 50.63 | 0.400 | -79.97 |
| 2000 | 0.603 | 173.76 | 1.676 | 49.26 | 0.153 | 53.08 | 0.413 | -83.21 |
| 2200 | 0.594 | 169.87 | 1.528 | 44.84 | 0.167 | 53.92 | 0.426 | -86.71 |
| 2400 | 0.588 | 166.14 | 1.413 | 40.43 | 0.181 | 55.16 | 0.441 | -89.93 |
| 2600 | 0.580 | 162.49 | 1.313 | 36.57 | 0.195 | 56.19 | 0.453 | -93.54 |
| 2800 | 0.576 | 158.82 | 1.231 | 33.47 | 0.213 | 57.85 | 0.466 | -96.88 |
| 3000 | 0.565 | 155.09 | 1.156 | 30.12 | 0.232 | 57.84 | 0.481 | -99.87 |

V_{CE} = 5 V, I_C = 10 mA, Z_O = 50 Ω

| | | | | | | | | |
|------|-------|---------|--------|--------|-------|-------|-------|---------|
| 100 | 0.739 | -68.53 | 20.705 | 140.20 | 0.033 | 59.97 | 0.784 | -35.06 |
| 200 | 0.678 | -107.92 | 14.465 | 118.48 | 0.048 | 46.54 | 0.555 | -51.65 |
| 400 | 0.639 | -142.44 | 8.256 | 98.88 | 0.060 | 44.77 | 0.362 | -62.32 |
| 600 | 0.636 | -156.46 | 5.721 | 88.62 | 0.070 | 47.35 | 0.306 | -66.66 |
| 800 | 0.628 | -165.41 | 4.393 | 80.84 | 0.082 | 51.17 | 0.286 | -70.68 |
| 1000 | 0.620 | -171.30 | 3.549 | 74.44 | 0.094 | 53.84 | 0.280 | -73.86 |
| 1200 | 0.615 | -176.02 | 2.981 | 68.87 | 0.108 | 55.37 | 0.285 | -76.55 |
| 1400 | 0.606 | 179.70 | 2.584 | 63.58 | 0.121 | 57.13 | 0.297 | -80.44 |
| 1600 | 0.599 | 176.38 | 2.298 | 58.72 | 0.134 | 58.54 | 0.307 | -83.02 |
| 1800 | 0.589 | 173.12 | 2.065 | 54.21 | 0.149 | 58.63 | 0.319 | -86.36 |
| 2000 | 0.586 | 169.27 | 1.889 | 49.40 | 0.165 | 59.48 | 0.329 | -88.76 |
| 2200 | 0.573 | 165.75 | 1.719 | 45.30 | 0.179 | 59.22 | 0.344 | -91.59 |
| 2400 | 0.567 | 162.49 | 1.589 | 41.42 | 0.195 | 59.66 | 0.362 | -94.36 |
| 2600 | 0.562 | 158.91 | 1.481 | 37.55 | 0.211 | 59.11 | 0.374 | -97.29 |
| 2800 | 0.558 | 155.91 | 1.385 | 34.30 | 0.229 | 59.13 | 0.388 | -100.28 |
| 3000 | 0.548 | 152.46 | 1.310 | 31.07 | 0.248 | 58.50 | 0.400 | -102.49 |

NSVF5501SK

S PARAMETERS (COMMON EMITTER)

| Freq(MHz) | S11 | ∠S11 | S21 | ∠S21 | S12 | ∠S12 | S22 | ∠S22 |
|-----------|-----|------|-----|------|-----|------|-----|------|
|-----------|-----|------|-----|------|-----|------|-----|------|

V_{CE} = 5 V, I_C = 15 mA, Z_O = 50 Ω

| | | | | | | | | |
|------|-------|---------|--------|--------|-------|-------|-------|---------|
| 100 | 0.680 | -83.50 | 24.897 | 133.56 | 0.029 | 56.21 | 0.704 | -41.82 |
| 200 | 0.639 | -122.13 | 16.056 | 112.77 | 0.040 | 47.85 | 0.468 | -57.53 |
| 400 | 0.621 | -151.34 | 8.769 | 95.48 | 0.052 | 50.10 | 0.300 | -67.15 |
| 600 | 0.623 | -162.54 | 6.015 | 86.49 | 0.064 | 53.63 | 0.258 | -70.98 |
| 800 | 0.620 | -170.29 | 4.606 | 79.25 | 0.079 | 57.27 | 0.244 | -74.71 |
| 1000 | 0.611 | -175.21 | 3.708 | 73.36 | 0.093 | 58.61 | 0.243 | -78.49 |
| 1200 | 0.606 | -179.14 | 3.121 | 67.87 | 0.107 | 60.22 | 0.249 | -80.66 |
| 1400 | 0.599 | 176.96 | 2.697 | 63.02 | 0.122 | 61.45 | 0.262 | -84.17 |
| 1600 | 0.593 | 174.14 | 2.394 | 58.44 | 0.138 | 61.14 | 0.275 | -86.76 |
| 1800 | 0.584 | 170.85 | 2.158 | 54.02 | 0.153 | 61.15 | 0.287 | -89.61 |
| 2000 | 0.577 | 167.75 | 1.973 | 49.36 | 0.168 | 61.74 | 0.298 | -91.80 |
| 2200 | 0.569 | 164.22 | 1.790 | 45.54 | 0.184 | 61.18 | 0.314 | -94.29 |
| 2400 | 0.564 | 160.80 | 1.659 | 41.46 | 0.201 | 60.23 | 0.330 | -97.05 |
| 2600 | 0.556 | 157.53 | 1.542 | 37.83 | 0.216 | 60.12 | 0.342 | -99.52 |
| 2800 | 0.552 | 154.68 | 1.446 | 34.40 | 0.234 | 59.34 | 0.352 | -101.94 |
| 3000 | 0.543 | 151.47 | 1.361 | 31.44 | 0.253 | 58.86 | 0.366 | -103.99 |

V_{CE} = 5 V, I_C = 20 mA, Z_O = 50 Ω

| | | | | | | | | |
|------|-------|---------|--------|--------|-------|-------|-------|---------|
| 100 | 0.641 | -94.49 | 27.471 | 128.94 | 0.027 | 55.26 | 0.649 | -46.11 |
| 200 | 0.620 | -130.76 | 16.818 | 109.44 | 0.036 | 46.79 | 0.413 | -61.30 |
| 400 | 0.615 | -156.41 | 9.019 | 93.57 | 0.048 | 53.11 | 0.265 | -70.11 |
| 600 | 0.619 | -165.97 | 6.162 | 85.24 | 0.062 | 57.92 | 0.228 | -73.77 |
| 800 | 0.615 | -172.83 | 4.701 | 78.51 | 0.078 | 61.14 | 0.223 | -77.54 |
| 1000 | 0.608 | -177.23 | 3.787 | 72.80 | 0.092 | 61.33 | 0.223 | -81.02 |
| 1200 | 0.605 | 179.19 | 3.189 | 67.44 | 0.108 | 63.68 | 0.231 | -83.24 |
| 1400 | 0.597 | 175.70 | 2.755 | 62.79 | 0.123 | 63.07 | 0.245 | -86.33 |
| 1600 | 0.590 | 172.88 | 2.442 | 58.12 | 0.138 | 62.89 | 0.255 | -88.33 |
| 1800 | 0.581 | 169.98 | 2.201 | 53.81 | 0.156 | 63.03 | 0.272 | -91.87 |
| 2000 | 0.578 | 166.61 | 2.013 | 49.41 | 0.172 | 62.58 | 0.281 | -93.44 |
| 2200 | 0.567 | 163.21 | 1.834 | 45.29 | 0.187 | 61.81 | 0.298 | -95.50 |
| 2400 | 0.564 | 160.39 | 1.691 | 41.48 | 0.204 | 61.15 | 0.311 | -98.00 |
| 2600 | 0.556 | 157.07 | 1.572 | 37.96 | 0.218 | 61.01 | 0.326 | -100.45 |
| 2800 | 0.552 | 153.99 | 1.478 | 34.76 | 0.239 | 59.99 | 0.337 | -102.57 |
| 3000 | 0.544 | 151.04 | 1.389 | 31.49 | 0.256 | 58.80 | 0.349 | -104.89 |

NSVF5501SK

S PARAMETERS (COMMON EMITTER)

| Freq(MHz) | S11 | ∠S11 | S21 | ∠S21 | S12 | ∠S12 | S22 | ∠S22 |
|-----------|-----|------|-----|------|-----|------|-----|------|
|-----------|-----|------|-----|------|-----|------|-----|------|

$V_{CE} = 5 \text{ V}$, $I_C = 30 \text{ mA}$, $Z_O = 50 \Omega$

| | | | | | | | | |
|------|-------|---------|--------|--------|-------|-------|-------|---------|
| 100 | 0.606 | -108.75 | 29.954 | 123.54 | 0.022 | 52.56 | 0.574 | -51.26 |
| 200 | 0.604 | -140.73 | 17.448 | 105.68 | 0.031 | 50.23 | 0.355 | -64.86 |
| 400 | 0.610 | -161.95 | 9.185 | 91.52 | 0.044 | 57.91 | 0.229 | -71.81 |
| 600 | 0.617 | -169.73 | 6.244 | 83.80 | 0.061 | 62.49 | 0.202 | -74.91 |
| 800 | 0.612 | -175.60 | 4.752 | 77.41 | 0.077 | 64.49 | 0.201 | -79.23 |
| 1000 | 0.608 | -179.42 | 3.833 | 71.88 | 0.091 | 66.02 | 0.204 | -82.01 |
| 1200 | 0.604 | 177.51 | 3.213 | 66.72 | 0.108 | 65.81 | 0.214 | -84.26 |
| 1400 | 0.598 | 174.16 | 2.786 | 62.07 | 0.124 | 64.91 | 0.229 | -87.74 |
| 1600 | 0.591 | 171.45 | 2.465 | 57.60 | 0.141 | 64.74 | 0.242 | -89.81 |
| 1800 | 0.584 | 168.71 | 2.221 | 53.24 | 0.156 | 64.27 | 0.255 | -92.03 |
| 2000 | 0.582 | 165.57 | 2.027 | 48.84 | 0.173 | 63.95 | 0.266 | -93.76 |
| 2200 | 0.569 | 162.47 | 1.842 | 44.77 | 0.189 | 62.96 | 0.281 | -96.01 |
| 2400 | 0.566 | 159.27 | 1.707 | 41.02 | 0.205 | 62.39 | 0.298 | -98.15 |
| 2600 | 0.560 | 156.39 | 1.589 | 37.71 | 0.221 | 61.62 | 0.312 | -100.74 |
| 2800 | 0.555 | 153.39 | 1.489 | 34.29 | 0.241 | 60.71 | 0.324 | -103.01 |
| 3000 | 0.546 | 150.41 | 1.401 | 31.06 | 0.260 | 59.58 | 0.339 | -104.84 |

$V_{CE} = 5 \text{ V}$, $I_C = 50 \text{ mA}$, $Z_O = 50 \Omega$

| | | | | | | | | |
|------|-------|---------|--------|--------|-------|-------|-------|---------|
| 100 | 0.587 | -124.93 | 30.667 | 118.01 | 0.020 | 53.81 | 0.493 | -53.52 |
| 200 | 0.607 | -151.01 | 17.135 | 101.95 | 0.027 | 56.26 | 0.302 | -62.86 |
| 400 | 0.618 | -167.42 | 8.863 | 89.36 | 0.042 | 61.87 | 0.204 | -65.99 |
| 600 | 0.625 | -173.36 | 6.015 | 82.09 | 0.057 | 67.05 | 0.188 | -69.08 |
| 800 | 0.625 | -178.39 | 4.579 | 75.84 | 0.073 | 68.51 | 0.192 | -73.08 |
| 1000 | 0.621 | 178.24 | 3.676 | 70.38 | 0.090 | 67.50 | 0.200 | -76.57 |
| 1200 | 0.617 | 175.49 | 3.102 | 65.41 | 0.106 | 67.96 | 0.213 | -79.88 |
| 1400 | 0.611 | 172.50 | 2.675 | 60.74 | 0.123 | 67.75 | 0.228 | -83.13 |
| 1600 | 0.605 | 170.02 | 2.371 | 56.11 | 0.138 | 67.29 | 0.245 | -85.73 |
| 1800 | 0.598 | 167.32 | 2.131 | 51.76 | 0.155 | 65.91 | 0.261 | -88.36 |
| 2000 | 0.594 | 164.43 | 1.944 | 47.33 | 0.173 | 65.72 | 0.273 | -90.18 |
| 2200 | 0.587 | 161.08 | 1.771 | 43.20 | 0.189 | 64.76 | 0.291 | -93.08 |
| 2400 | 0.582 | 158.20 | 1.636 | 39.59 | 0.204 | 63.82 | 0.308 | -95.85 |
| 2600 | 0.575 | 155.22 | 1.517 | 36.00 | 0.222 | 63.08 | 0.325 | -98.58 |
| 2800 | 0.571 | 151.88 | 1.420 | 32.74 | 0.241 | 62.62 | 0.341 | -100.91 |
| 3000 | 0.564 | 149.04 | 1.345 | 29.50 | 0.259 | 61.30 | 0.351 | -102.73 |

ORDERING INFORMATION

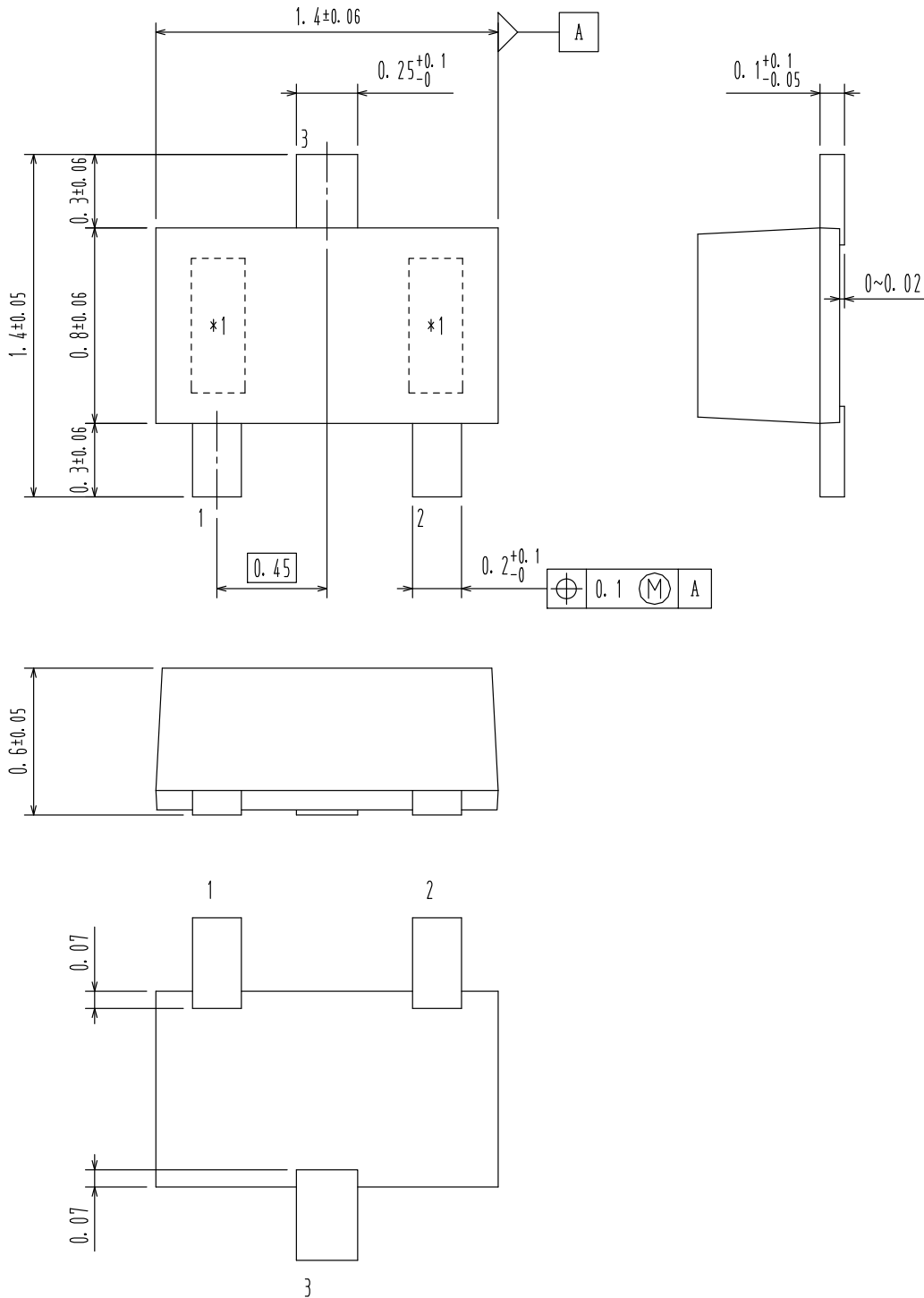
| Device | Marking | Package | Shipping† |
|---------------|---------|--|---------------------|
| NSVF5501SKT3G | ZD | SOT-623 / SSFP (Pb-Free / Halogen Free) | 8,000 / Tape & Reel |

†For information on tape and reel specifications, including part orientation and tape sizes, please refer to our Tape and Reel Packaging Specifications Brochure, BRD8011/D

MECHANICAL CASE OUTLINE
PACKAGE DIMENSIONS

SOT-623 / SSFP
CASE 631AC
ISSUE 0

DATE 29 FEB 2012



| | | |
|-------------------------|----------------------------------|--|
| DOCUMENT NUMBER: | 98AON67431E | Electronic versions are uncontrolled except when accessed directly from the Document Repository. Printed versions are uncontrolled except when stamped "CONTROLLED COPY" in red. |
| STATUS: | ON SEMICONDUCTOR STANDARD | |
| NEW STANDARD: | | |
| DESCRIPTION: | SOT-623 / SSFP | PAGE 1 OF 2 |

ON Semiconductor and  are trademarks of Semiconductor Components Industries, LLC dba ON Semiconductor or its subsidiaries in the United States and/or other countries. ON Semiconductor owns the rights to a number of patents, trademarks, copyrights, trade secrets, and other intellectual property. A listing of ON Semiconductor's product/patent coverage may be accessed at www.onsemi.com/site/pdf/Patent-Marking.pdf. ON Semiconductor reserves the right to make changes without further notice to any products herein. ON Semiconductor makes no warranty, representation or guarantee regarding the suitability of its products for any particular purpose, nor does ON Semiconductor assume any liability arising out of the application or use of any product or circuit, and specifically disclaims any and all liability, including without limitation special, consequential or incidental damages. Buyer is responsible for its products and applications using ON Semiconductor products, including compliance with all laws, regulations and safety requirements or standards, regardless of any support or applications information provided by ON Semiconductor. "Typical" parameters which may be provided in ON Semiconductor data sheets and/or specifications can and do vary in different applications and actual performance may vary over time. All operating parameters, including "Typicals" must be validated for each customer application by customer's technical experts. ON Semiconductor does not convey any license under its patent rights nor the rights of others. ON Semiconductor products are not designed, intended, or authorized for use as a critical component in life support systems or any FDA Class 3 medical devices or medical devices with a same or similar classification in a foreign jurisdiction or any devices intended for implantation in the human body. Should Buyer purchase or use ON Semiconductor products for any such unintended or unauthorized application, Buyer shall indemnify and hold ON Semiconductor and its officers, employees, subsidiaries, affiliates, and distributors harmless against all claims, costs, damages, and expenses, and reasonable attorney fees arising out of, directly or indirectly, any claim of personal injury or death associated with such unintended or unauthorized use, even if such claim alleges that ON Semiconductor was negligent regarding the design or manufacture of the part. ON Semiconductor is an Equal Opportunity/Affirmative Action Employer. This literature is subject to all applicable copyright laws and is not for resale in any manner.

PUBLICATION ORDERING INFORMATION

LITERATURE FULFILLMENT:

Literature Distribution Center for ON Semiconductor
19521 E. 32nd Pkwy, Aurora, Colorado 80011 USA
Phone: 303-675-2175 or 800-344-3860 Toll Free USA/Canada
Fax: 303-675-2176 or 800-344-3867 Toll Free USA/Canada
Email: orderlit@onsemi.com

N. American Technical Support: 800-282-9855 Toll Free
USA/Canada
Europe, Middle East and Africa Technical Support:
Phone: 421 33 790 2910

ON Semiconductor Website: www.onsemi.com

Order Literature: <http://www.onsemi.com/orderlit>

For additional information, please contact your local
Sales Representative