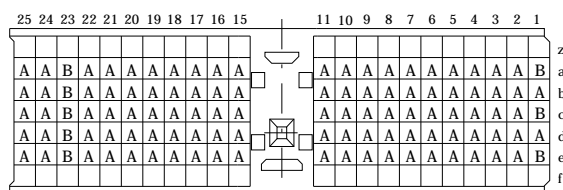
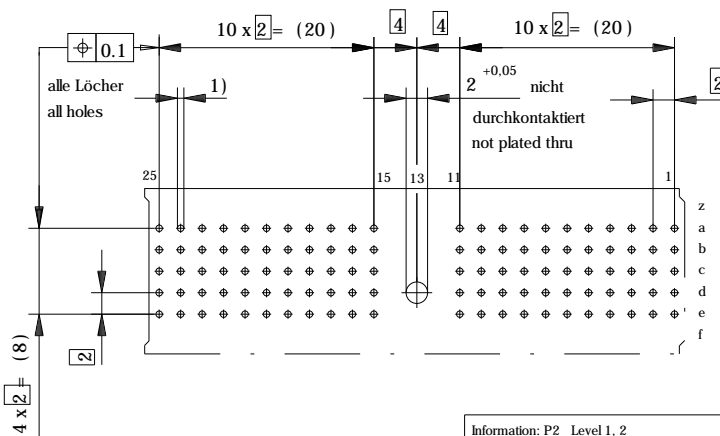


Bestückungsplan - contact layout



Lochbild für Leiterplatte
(Bestückungsseite)

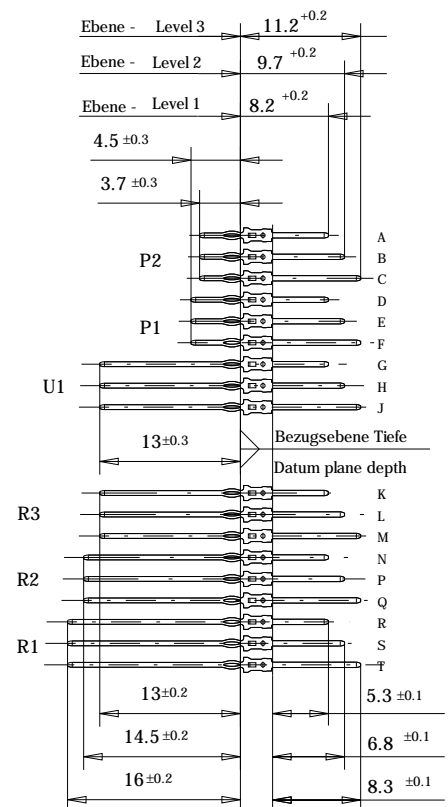
Board hole pattern
(Component mounting side)



- 1) $\varnothing 0.6 \pm 0.05$ Durchmesser des metallisierten Loches
 $\varnothing 0.6 \pm 0.05$ Diameter of finished plated-through hole
 $\varnothing 0.7 \pm 0.02$ Bohrungsdurchmesser des Loches
 $\varnothing 0.7 \pm 0.02$ Diameter of drilled hole

Schichtaufbau im metallisierten Loch siehe Zeichnung 114406
 Metal plating of plated-through hole see drawing 114406

Fehlende Masse und Angaben nach IEC 61076-4-101
 Missing information and dimensions per IEC 61076-4-101



Kontaktfläche befeuchtet
 nach GR 1217 Core
 The connectors shall be
 lubricated per "Belcore"
 Gr 1217 core

Consider protection memo from DIN 34

| | |
|---|------------|
| Information: P2 Level 1, 2 siehe Bestückungsplan/ see contact layout Anforderungsstufe 2 / class 2 | |
| All rights reserved. Only for information. To insure that this is the latest version of this drawing, please contact one of the ERNI companies before using. | 18.01.2005 |
| a | Index |

| | |
|--|-------------------------|
| Tolerances | All Dimensions in mm |
| Subject to modification without prior notice. Drawing will not be updated. | |
| ERNI | www.ERNI.com |
| N:00045490.SZA | |

| | |
|--|-----|
| Scale | 2:1 |
| Designation | |
| ERmet Messerleiste A ERmet Male Wide Type A | |
| 923378 | |
| 1 | |
| ERMA | |