




# Siretta

Inspired Wireless M2M Technology



*Antennas, RF Cables & Adaptors*

## *airCONNECT Antenna Mounting Styles*

**Siretta antennas started as a necessity** – they say that necessity is the mother of invention – so it was with Siretta and antennas. With many years of wireless knowledge and ‘know-how’ in designing Cellular and related wireless data modems and routers, having to add antennas proved difficult. It’s somewhat a black art and we found very few suppliers of antennas and those that there were did not know the ‘art’ and could not advise beyond their ‘odd’ part number and a long lead time. Consequently, we grasped the nettle ten years ago and set about ‘making life easier’ for us and our customers by designing our own and understanding the performance of them. That’s the history of our antenna range – probably the widest range – where the use and performance of each antennas is clear and with test figures to demonstrate. We have also created a part number system that describes each antenna accurately and is easily remembered.

**‘An antenna is just a piece of wire....’** The notion that we find many people have is that an antenna is just a convenient sized piece of wire in air. We would love that to be the case, however the reality of wireless is that antennas have to conform to a set of physics suitable to the application that they are to be used in. It is the understanding of the physics of what is required in an antenna, coupled with the equipment it is to be used with, that needs careful consideration before the overall equipment design is done.

**Why doesn’t my antenna work well??** - this is a very common question for us and as the ‘black art’ that it is the reasons could be manifold. But central to the question is generally a few considerations that will ensure the right type of antenna is used for the design – or modification of the design to accommodate the limitations or characteristics of the chosen antenna.

Our success in Antenna design and supply is the unbeatable combination of advising customers on antenna selection or customized antenna design and how to use them – and also offering volume supply via our distributors at an unbeatable price.



## *Customer Services*

*We want to talk to you about your antennas...*

### **Technical and solution advice...**

Whether you want to find out why your current antenna solutions is not working the way you think it should or to ask us about an antenna solution for a new project you are working on - **we welcome your call.**

### **Competitive products.....**

Put us to the test on how competitive we are for our quality antennas and RF cables – **call us with your product requirement for a quote** – whether you want technical advice or not.

Antenna and RF cable hotline...

**+44 (0)118 976 9014**

# Brochure Contents

## airCONNECT Antennas



**About airCONNECT Antennas** 7

---

**airCONNECT Antenna Ranges** 8  
Breakdown of airCONNECT Antennas by Range

---



**GSM / UMTS / LTE** 19

---



**GPS / GLONASS** 33

---



**Combined GSM / GPS & WiFi** 37

---



**ISM Bands** 41

---



**WiFi / Bluetooth** 47

---

# RF Cables

**About RF Cables** 57

---



**RF Internal Cables** 58  
Our Most Popular Range of RF Internal Cables

---



**RF Extension Cables** 60  
Our Most Popular Range of RF Extension Cables

---



**RF Cable Sizes** 66

---

For more information contact:

+44 (0)118 976 9014

# RF Connectors & Adaptors

**About RF Connectors & Adaptors** 69

---



**RF Connectors** 70  
Our Most Popular Range of RF Connectors

---



**RF Adaptors** 71  
Our Most Popular Range of RF Adaptors

---

For more information contact:

+44 (0)118 976 9014

## About airCONNECT Antennas

Siretta is the partner of choice when it comes to advice and supply of quality antenna systems and solutions. Our airCONNECT antenna solutions are tested for high performance and have proven endurance when used in service. All antennas can be customized to individual customer requirements

The airCONNECT range offers the largest range of high performance antennas operating at the widest range of frequencies - 2G, 3G, 4G, WiFi, GPS, Bluetooth, ISM.



For more information contact:

+44 (0)118 976 9014

## airCONNECT Antenna Mounting Styles

To simplify selection and to aid identification we have organised our antennas into different physical mounting ranges and given them an easily remembered name:

### ALPHA

Self-adhesive range of antennas, great for attaching anywhere you wish. Alpha antennas can be for inside mounting or external – open to the elements - mounting depending on actual type.

### DELTA

Direct connect antennas with no cable. These can be miniature antennas to large knuckle jointed or flexi whip antennas but they all connect directly with your equipment.

### ECHO

ECHO antennas are embedded types that are either placed on your PCB or within your equipment's enclosure. Mostly PCB or ceramic types.

### MIKE

MIKE antennas have a magnetic base range and can be used for any temporary application or where 're-siting' the antenna is important.

### OSCAR

OSCAR antennas are wall mounted or pole mounted external antennas and comprise omni, dipole and yagi types.

### TANGO

TANGO antennas are through hole mounted antennas with a stud and nut, suitable for most external applications where an antenna has to be fitted to a panel or equipment box.

Within these ranges you will find different variations of antennas including sizing and frequencies. **See Antenna finder for frequency band way of selecting an antenna.** All of our antennas can be customized to fit your requirements, whether it is changing the connector type or increasing the length of cable or other element of the design – Siretta are here to help.

# Antenna Finder

## Alpha Range - Self Adhesive

Antenna	GSM	UMTS	LTE	GPS	ISM	WiFi	Combined	Page/s
Alpha 1A 	•	•				•		19 47
Alpha 3A 	•	•				•		19 47
Alpha 4A 				•				33
Alpha 6 	•			•			•	37
Alpha 7 	•			•			•	37
Alpha 8 	•	•			•			19 41
Alpha 9 	•			•			•	37
Alpha 10 						•		47
Alpha 11 	•	•			•			20
Alpha 14 	•	•			•			20 41
Alpha 15 	•	•			•			20 41

Antenna	GSM	UMTS	LTE	GPS	ISM	WiFi	Combined	Page/s
Alpha 16 						•		48
Alpha 18 	•	•						21
Alpha 19 				•				33
Alpha 20 	•	•						21
Alpha 40 	•	•	•					21

## Delta Range - Direct Connect

Antenna	GSM	UMTS	LTE	GPS	ISM	WiFi	Combined	Page/s
Delta 1A 	•	•						22 42
Delta 1C 	•							22
Delta 2A 	•	•						22 42
Delta 2C 	•							23
Delta 5 					•			42





# Antenna Finder

Antenna	GSM	UMTS	LTE	GPS	ISM	WiFi	Combined	Page/s
Delta 5A 					•			43
Delta 6A 	•	•						23
Delta 6B 						•		48
Delta 6C 						•		48
Delta 7A 						•		49
Delta 7B 	•	•						23
Delta 8A 						•		49
Delta 10A 						•		49
Delta 11 					•			43
Delta 12 					•			43
Delta 12A 					•			44

# Antenna Finder

Antenna	GSM	UMTS	LTE	GPS	ISM	WiFi	Combined	Page/s
Delta 12B 					•			44
Delta 12C 					•			44
Delta 14 						•		50
Delta 15 						•		50
Delta 40 	•	•	•					24
Delta 41 	•	•	•					24





## Echo Range - Embedded

Antenna	GSM	UMTS	LTE	GPS	ISM	WiFi	Combined	Page/s
Echo 1A 	•	•						24
Echo 2 	•	•			•	•		25 45 50
Echo 5 				•				33
Echo 11 						•		51






# Antenna Finder

Antenna	GSM	UMTS	LTE	GPS	ISM	WiFi	Combined	Page/s
Echo 12 	•	•						25
Echo 14 	•	•	•		•			25 45
Echo 17 						•		51
Echo 18 						•		51
Echo 19 				•				34
Echo 26 				•				34
Echo 27 				•				34
Echo 28 						•		52
Echo 29 						•		52
Echo 30 	•	•						26
Echo 32 				•				35



## Mike Range - Magnetic Mount

Antenna	GSM	UMTS	LTE	GPS	ISM	WiFi	Combined	Page/s
Mike 1A 	•	•						26
Mike 1B 	•				•			45
Mike 2A 	•	•						26
Mike 3A 				•				35

## Oscar Range - Wall Mount

Antenna	GSM	UMTS	LTE	GPS	ISM	WiFi	Combined	Page/s
Oscar 1A 	•	•						27
Oscar 3A 	•							27
Oscar 17 	•	•						27
Oscar 18 	•	•				•		28 52
Oscar 20 	•	•	•					28

# Antenna Finder

Antenna	GSM	UMTS	LTE	GPS	ISM	WiFi	Combined	Page/s
Oscar 40 	•	•	•			•		28 53
Oscar 41 	•	•	•			•		28 53

## Tango Range - Through Hole

Antenna	GSM	UMTS	LTE	GPS	ISM	WiFi	Combined	Page/s
Tango 1 	•	•						29
Tango 3 	•	•						29
Tango 6A 	•			•			•	38
Tango 6B 	•			•		•	•	38
Tango 11A 	•	•						30
Tango 14 	•	•						30
Tango 15 	•			•			•	38
Tango 16 	•			•			•	39

# Antenna Finder

Antenna	GSM	UMTS	LTE	GPS	GNSS	ISM	WiFi	Combined	Page/s
Tango 17 	•	•							30
Tango 18 	•	•							31
Tango 19 	•			•				•	39
Tango 20 				•					35
Tango 20A 				•	•				36
Tango 21 				•					36
Tango 22 	•	•		•			•	•	39
Tango 23 							•		53
Tango 24 							•		54
Tango 25 							•		54
Tango 25A 							•		54

# Antenna Finder

Antenna	GSM	UMTS	LTE	GPS	ISM	WiFi	Combined	Page/s
Tango 26 						•		55
Tango 27 	•	•						31
Tango 33 	•	•						31
Tango 34 	•							32
Tango 35 						•		55
Tango 40 	•	•	•					32
Tango 41 	•	•	•					32
Tango 43 			•			•		40
Tango 44 			•	•		•		40

Learn more about our antennas at  
[www.siretta.co.uk/antennas](http://www.siretta.co.uk/antennas)

or call us on

+44 (0)118 976 9014

## Alpha 1A - T-Bar Antenna

Frequencies	850, 900, 1800, 1900MHz, 2.1, 2.4GHz
Operating temp	-40 to +85°C
Impedance	50 ohm
Gain	2dBi
VSWR	2 max
Polarization	Vertical
Size	130 x 11 x 4mm
Cable	RG174

ADHESIVE



Cable length and connector as required

## Alpha 3A - Small Flat Blade Antenna

Frequencies	850, 900, 1800, 1900MHz, 2.1, 2.4GHz
Operating temp	-40 to +85°C
Impedance	50 ohm
Gain	2.15dBi
VSWR	<1.5:1
Polarization	Vertical
Size	75 x 25 x 2.5mm
Cable	RG174

ADHESIVE



Cable length and connector as required

## Alpha 8 - Flat Blade Antenna (IP67)

Frequencies	850, 868, 900, 1800, 1900MHz, 2.1GHz
Operating temp	-40 to +85°C
Impedance	50 ohm
Gain	2dBi
VSWR	<1.5:1
Polarization	Vertical
Size	113 x 21 x 3mm
Cable	RG174

ADHESIVE



Cable length and connector as required

ADHESIVE



Cable length and connector as required

### Alpha 11 - Flat Blade Antenna

Frequencies	850, 868, 900, 1800, 1900MHz, 2.1GHz
Operating temp	-40 to +85°C
Impedance	50 ohm
Gain	2.5dBi
VSWR	<1.5:1
Polarization	Vertical
Size	115 x 22 x 4mm
Cable	RG174

ADHESIVE



Cable length and connector as required

### Alpha 14 - Thin Plate Antenna

Frequencies	850, 868, 900, 1800, 1900MHz, 2.1GHz
Operating temp	-40 to +85°C
Impedance	50 ohm
Gain	2dBi
VSWR	<2
Polarization	Vertical
Size	40 x 35.5 x 2mm
Cable	RG174

ADHESIVE



Cable length and connector as required

### Alpha 15 - Puck Antenna

Frequencies	850, 868, 900, 1800, 1900MHz, 2.1GHz
Operating temp	-40 to +85°C
Impedance	50 ohm
Gain	2dBi
VSWR	<2.5:1
Polarization	Vertical
Size	Ø71.5 x 14.5mm
Cable	RG174

## Alpha 18 - Dipole Antenna

Frequencies	850, 900, 1800, 1900MHz, 2.1GHz
Operating temp	-40 to +85°C
Impedance	50 ohm
Gain	3dBi
VSWR	<2.0
Polarization	Linear
Size	96.2 x 21.5 x 9.2mm
Cable	RG174

ADHESIVE



Cable length and connector as required

## Alpha 20 - Flat Blade Antenna

Frequencies	900, 1800MHz, 2.1GHz
Operating temp	-40 to +75°C
Impedance	50 ohm
Gain	3dB
VSWR	≤1.5.1
Polarization	Vertical
Size	106 x 14.8 x 5mm
Cable	RG174

ADHESIVE



Cable length and connector as required

## Alpha 40 - T-Bar Antenna

Frequencies	1700, 1900MHz, 2.1, 2.6GHz
Operating temp	-30 to +60°C
Impedance	50 ohm
Gain	700 - 824MHz @ 0.5dBi / 1710 - 2170MHz @ 1dBi / 2300 - 2700MHz @ 2dBi
VSWR	≤3.0
Polarization	Vertical
Size	155 x 30 x 4.5mm
Connector	PRO100 low loss

ADHESIVE



Cable length and connector as required

DIRECT CONNECT



### Delta 1A - Stubby Antenna

Frequencies 850, 900, 1800, 1900MHz, 2.1GHz  
 Operating temp -30 to +75°C  
 Impedance 50 ohm  
 Gain 2dBi  
 VSWR 2 max  
 Polarization Vertical  
 Size 56mm  
 Connector SMA male

DIRECT CONNECT



### Delta 1C - Stubby Antenna

Frequencies 850, 900, 1800, 1900MHz  
 Operating temp -45 to +75°C  
 Impedance 50 ohm  
 Gain 2.16dBi  
 VSWR <1.5 to 1.7:1  
 Polarization Vertical  
 Size 48 x 8mm  
 Connector SMA male

DIRECT CONNECT



### Delta 2A - Hinged Antenna

Frequencies 850, 900, 1800, 1900MHz, 2.1GHz  
 Operating temp -30 to +75°C  
 Impedance 50 ohm  
 Gain 2dBi  
 VSWR 2 max  
 Polarization Vertical  
 Size 53 x 7.3mm  
 Connector SMA male

## Delta 2C - Right Angle Stubby Antenna

Frequencies	850, 900, 1800, 1900MHz
Operating temp	-45 to +75°C
Impedance	50 ohm
Gain	2.15dB
VSWR	<1.5:1 to < 1.7:1
Polarization	Vertical
Size	45 x 8mm
Connector	SMA male / SMA male RP

DIRECT CONNECT



## Delta 6A - Hinged Antenna

Frequencies	850, 900, 1800, 1900MHz, 2.1GHz
Operating temp	-40 to +85°C
Impedance	50 ohm
Gain	6.8dB (peak)
VSWR	<2:1
Polarization	Vertical
Size	187.5 x 9.6mm
Connector	SMA male

DIRECT CONNECT



## Delta 7B - ¼ Wave Hinged Antenna

Frequencies	850, 900, 1800, 1900MHz
Operating temp	-20 to +60°C
Impedance	50 ohm
Gain	1dB
VSWR	<2.0:1
Polarization	Vertical
Size	110 x 10mm
Connector	SMA male

DIRECT CONNECT



DIRECT CONNECT



LTE

Delta 41 - Swivel Antenna

Frequencies	850, 900, 1800, 1900MHz, 2.1, 2.6GHz
Operating temp	-20 to 65°C
Impedance	50 ohm
Gain	790 - 960MHz @ 0dBi / 1710 - 2170MHz @ 1dBi / 2500 - 2700MHz @ 3dBi
VSWR	≤3.0
Polarization	Vertical
Size	161 x 22mm
Connector	SMA male

DIRECT CONNECT




LTE

Delta 41 - Swivel Antenna

Frequencies	850, 900, 1800, 1900MHz, 2.1, 2.6GHz
Operating temp	-20 to +65°C
Impedance	50 ohm
Gain	689 - 960MHz @ 1dBi / 1710 - 2170 @ 2dBi / 2500 - 2700MHz @ 3dBi
VSWR	≤3.0
Polarization	Vertical
Size	237 x 40mm
Connector	SMA male

EMBEDDED



Cable length and connector as required


Echo 1A - PCB Antenna

Frequencies	850, 900, 1800, 1900MHz, 2.1GHz
Operating temp	-40 to 85°C
Impedance	50 ohm
Gain	3.66dB @ 2.1GHz
VSWR	<2.0:1
Polarization	Vertical
Size	36 x 6 x 0.6mm
Cable	1.13mm Coax

## Echo 2 - PCB Antenna

Frequencies	850, 868, 900, 1800, 1900MHz, 2.1, 2.4GHz
Operating temp	-40 to +85°C
Impedance	50 ohm
Gain	2dBi
VSWR	<1.5:1
Polarization	Vertical
Size	75 x 25 x 1mm
Cable	1.13mm Coax

EMBEDDED



Cable length and connector as required

## Echo 12 - PIFA Antenna

Frequencies	850, 900, 1800, 1900MHz, 2.1GHz
Operating temp	-35 to +85°C
Impedance	50 ohm
Gain	0.67 to 5.25dB
VSWR	3.0:1 max
Polarization	Linear
Size	24 x 5.5 x 4.4mm
Connector	Solder


EMBEDDED



## Echo 14 - PCB Antenna

Frequencies	850, 868, 900, 1800, 1900MHz, 2.1, 2.6GHz
Operating temp	-20 to +60°C
Impedance	50 ohm
Gain	0dBi
VSWR	3.2:1
Polarization	Vertical
Size	20 x 105 x 1mm
Cable	1.13mm Coax

EMBEDDED



Cable length and connector as required

EMBEDDED



Cable length and connector as required

Echo 30 - PCB Antenna

Frequencies	850, 900, 1800, 1900MHz, 2.1GHz
Operating temp	-40 to +85°C
Impedance	50 ohm
Gain	2dBi
VSWR	<3.0
Polarization	Linear
Size	40 x 6.7 x 1.2mm
Cable	1.13mm Coax

MAGNETIC MOUNT

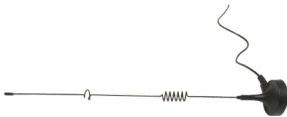


Cable length and connector as required

Mike 1A - 1/4 Wave Antenna

Frequencies	850, 900, 1800, 1900, 2100MHz
Operating temp	-40 to +75°C
Impedance	50 ohm
Gain	5dBi
VSWR	<2:1
Polarization	Vertical
Size	311mm
Cable	RG174

MAGNETIC MOUNT



Cable length and connector as required

Mike 2A - 1/2 Wave Antenna

Frequencies	850, 900, 1800, 1900, 2100MHz
Operating temp	-40 to +75°C
Impedance	50 ohm
Gain	5dBi
VSWR	<2:1
Polarization	Vertical
Size	311mm
Cable	RG174

## Oscar 1A - Bracket Antenna

Frequencies	850, 900, 1800, 1900MHz, 2.1GHz
Operating temp	-30 to +70°C
Impedance	50 ohm
Gain	5dBi
VSWR	<1.8:1
Polarization	Vertical
Size	151 x 3 x 284mm
Connector	TNC female

WALL MOUNT




Cable length and connector as required

## Oscar 3A - Yagi Antenna

Frequencies	850, 900, 1800, 1900MHz
Operating temp	-30 to +70°C
Impedance	50 ohm
Gain	12dBi
VSWR	<2:1
Polarization	Vertical/Horizontal
Size	170 x 35 x 147mm
Cable	RG58

WALL MOUNT



Cable length and connector as required

## Oscar 17 - Omnidirectional Antenna

Frequencies	900, 1800, 1900MHz, 2.1GHz
Operating temp	-40 to +80°C
Impedance	50 ohm
Gain	10dBi
VSWR	<1.6
Polarization	Linear Vertical
Size	∅34 x 850mm
Connector	TNC female

WALL MOUNT



Cable length and connector as required

WALL MOUNT



Cable length and connector as required

Oscar 18 - Yagi Antenna

Frequencies	850, 900, 1800, 1900MHz, 2.1, 2.4GHz
Operating temp	-40 to +85°C
Impedance	50 ohm
Gain	10dBi
VSWR	<2.0:1
Polarization	Vertical/Horizontal
Size	294 x 210 x 85mm
Connector	N-Type female

WALL MOUNT



LTE

Cable length and connector as required

Oscar 20 - Yagi Antenna

Frequencies	850, 900, 1800, 1900MHz, 2.1, 2.6GHz
Operating temp	-30 to +70°C
Impedance	50 ohm
Gain	7 - 8dB
VSWR	2.0:1
Polarization	Vertical
Size	170 x 35 x 147mm
Cable	RG58

WALL MOUNT



LTE

Cable length and connector as required

Oscar 40 - Omnidirectional Antenna

Frequencies	800 - 960 MHz, 1710MHz - 2.7GHz
Operating temp	
Impedance	50 ohm
Gain	800-960MHz @ 3dBi / 1710MHz - 2.7GHz @ 5.5dBi
VSWR	<1.5
Polarization	Vertical, Linear
Size	240 x 60mm
Cable	LMR195

## Oscar 41 - Omnidirectional Antenna

Frequencies	790-862MHz, 1710 - 2170MHz, 2.3 - 2.7GHz
Operating temp	-30 to +60°C
Impedance	50 ohm
Gain	790-862MHz @ 1dBi / 1710 - 2170MHz @ 3dBi 2.3 - 2.7GHz @ 3dBi
VSWR	≤3.0
Polarization	Vertical
Size	∅22 x 216mm
Connector	N-Type female

### WALL MOUNT



LTE

Cable length and connector as required

## Tango 1 - Low Profile Antenna

Frequencies	850, 900, 1800, 1900MHz, 2.1GHz
Operating temp	-40 to +85°C
Impedance	50 ohm
Gain	2dBi
VSWR	<1.5:1
Polarization	Vertical
Size	95 x 42 x 17mm
Cable	RG174

### THROUGH HOLE



Cable length and connector as required

## Tango 3 - Bolt Through Antenna (IP60)

Frequencies	900, 1800, 1900MHz, 2.1GHz
Operating temp	-40 to +85°C
Impedance	50 ohm
Gain	3dBi
VSWR	<2.1
Polarization	Vertical
Size	76 x 29mm
Cable	RG58

### THROUGH HOLE



Cable length and connector as required

THROUGH HOLE



Cable length and connector as required

**Tango 11A - Puck Antenna (IP67)**

Frequencies	850, 900, 1800, 1900MHz, 2.1GHz
Operating temp	-40 to +85°C
Impedance	50 ohm
Gain	3dBi
VSWR	<1.8
Polarization	Linear vertical
Size	ø80 x 23mm
Cable	RG174

THROUGH HOLE



Cable length and connector as required

**Tango 14 - Low Profile Antenna (IP65)**

Frequencies	850, 900, 1800, 1900MHz
Operating temp	-30 to +75°C
Impedance	50 ohm
Gain	3dBi
VSWR	≤2
Polarization	Vertical
Size	ø29 x 61mm
Cable	RG174

THROUGH HOLE



Cable length and connector as required

**Tango 17 - Waterproof Antenna (IP67)**

Frequencies	850, 900, 1800, 1900MHz
Operating temp	-30 to +75°C
Impedance	50 ohm
Gain	3dBi
VSWR	≤2
Polarization	Vertical
Size	ø29 x 61mm
Cable	RG174

## Tango 18 - 1/2 Wave Antenna (IP67)

Frequencies	850, 900, 1800, 1900MHz, 2.1GHz
Operating temp	-40 to +85°C
Impedance	50 ohm
Gain	4dBi
VSWR	<1.8:1
Polarization	Vertical
Size	320mm
Cable	RG174



## Tango 27 - Puck Antenna (IP67)

Frequencies	850, 900, 1800, 1900MHz, 2.1GHz
Operating temp	-30 to +65°C
Impedance	50 ohm
Gain	2.16dBi
VSWR	≤2 : 1
Polarization	
Size	∅46 x 15mm
Cable	RG174



## Tango 33 - Hinged Antenna

Frequencies	850, 900, 1800, 1900MHz, 2.1GHz
Operating temp	-45 to +75°C
Impedance	50 ohm
Gain	5dBi
VSWR	≤2
Polarization	Vertical
Size	266mm
Cable	RG178



THROUGH HOLE



Cable length and connector as required

**Tango 34** - Stubby Antenna

Frequency	850, 900, 1800, 1900MHz
Operating temp	-30 to +75°C
Impedance	50 ohm
Gain	3dBi
VSWR	≤2
Polarization	Vertical
Size	∅29 x 61mm
Cable	RG174

THROUGH HOLE



Cable length and connector as required

**Tango 40** - Stubby Antenna (IP65)

Frequency	850, 900, 1800, 1900MHz, 2.1, 2.4GHz
Operating temp	-20 to +65°C
Impedance	50 ohm
Gain	698 - 960MHz @ 1dBi / 1710 - 2170MHz @ 3dBi / 2300 - 2700MHz @ 5dBi
VSWR	≤3.0
Polarization	Vertical
Size	∅39.8 x 77.9mm
Connector	N-type

THROUGH HOLE



Cable length and connector as required

**Tango 41** - Stubby Antenna

Frequency	850, 900, 1800, 1900MHz, 2.1, 2.4GHz
Operating temp	-20 to +65°C
Impedance	50 ohm
Gain	698 - 960MHz @ 1dBi / 1710 - 2170 @ 3dBi / 2300 - 2700MHz @ 5dBi
VSWR	≤3.0
Polarization	Vertical
Size	∅68 x 35mm
Cable	RG174

## GPS / GLONASS

### Alpha 4A - Active GPS Antenna (IP67)

Frequencies	1575.42MHz
Operating temp	-40 to +85°C
Impedance	50 ohm
Gain (LNA)	26±2dB
VSWR	<1.5:1
Polarization	RHCP
Size	37.6 x 33.8 x 13mm
Cable	RG174

ADHESIVE



Cable length and connector as required

### Alpha 19 - Very Small GPS Antenna

Frequency	1575.42MHz
Operating temp	-40 to +85°C
Impedance	50 ohm
Gain (LNA)	26dB
VSWR	1.5:1
Polarization	RHCP
Size	26 x 23 x 12mm
Cable	RG174

ADHESIVE



Cable length and connector as required

### Echo 5 - 13x13mm Active GPS Patch

Frequency	1575.42MHz
Operating temp	-20 to +65°C
Impedance	50 ohm
Gain (LNA)	18dB
VSWR	1.5:1
Polarization	RHCP
Size	13.4 x 13.4 x 8mm
Cable	1.13mm Coax

EMBEDDED



Cable length and connector as required

EMBEDDED



Cable length and connector as required

## Echo 19 - 10x10mm Active GPS Patch

Frequencies	1575.42MHz
Operating temp	-40 to +85°C
Impedance	50 ohm
Gain (LNA)	16dB
VSWR	1.8:1
Polarization	RHCP
Size	10 x 10 x 6.2mm
Cable	1.13mm Coax

EMBEDDED




Cable length and connector as required

## Echo 26 - 18.6 x 18.6mm Active GPS Patch

Frequencies	1575.42MHz (GLONASS option available)
Operating temp	-40 to +85°C
Impedance	50 ohm
Gain (LNA)	28dB
VSWR	<1.5:1
Polarization	Vertical
Size	18.6 x 18.6 x 7.5mm
Cable	1.13mm Coax

EMBEDDED



Cable length and connector as required

## Echo 27 - 15 x 15mm Active GPS Patch

Frequencies	1575.42MHz
Operating temp	-40 to +85°C
Impedance	50 ohm
Gain (LNA)	22dB
VSWR	<1.5:1
Polarization	Vertical
Size	15 x 15 x 7.5mm
Cable	1.13mm Coax

## GPS / GLONASS

### Echo 32 - Passive GPS Patch Antenna

Frequencies	1575.42MHz
Operating temp	-40 to +85°C
Impedance	50 ohm
Gain (LNA)	4dBi
VSWR	<1.5:1
Polarization	RH circular
Size	18 x 18 x 4mm
Mounting	Embedded

EMBEDDED



### Mike 3A - Dual Mount GPS Antenna (IP67)

Frequencies	1575.42MHz
Operating temp	-40 to +85°C
Impedance	50 ohm
Gain (LNA)	28dB
VSWR	2.0 max
Polarization	RHCP
Size	47 x 35 x 17mm
Cable	RG174

MAGNETIC MOUNT



Cable length and connector as required

### Tango 20 - Low Profile GPS Antenna (IP67)

Frequencies	1575.42MHz
Operating temp	-40 to +85°C
Impedance	50 ohm
Gain (LNA)	28dB
VSWR	<1.5
Polarization	RHCP
Size	∅46.6 x 14.5mm
Cable	RG174

THROUGH HOLE



Cable length and connector as required

## THROUGH HOLE



GPS &  
GLONASS

Cable length and connector as required

### Tango 20A - Low Profile GPS/Glonass (IP67)

Frequencies	1592 +- 3MHz
Operating temp	-40 to +85°C
Impedance	50ohm
Gain (LNA)	28dB
VSWR	<2.0
Polarization	RHCP
Size	Ø46.6 x 14.5mm
Cable	RG174

## THROUGH HOLE



Cable length and connector as required

### Tango 21 - GPS Compact Patch Antenna

Frequencies	1575.42 MHz
Operating temp	-40 to +85°C
Impedance	50ohm
Gain (LNA)	28dB
VSWR	<2.0
Polarization	RHCP
Size	30.5 x 30.5 x 13.9mm
Cable	RG178

## Combined GSM / GPS / WiFi

### Alpha 6 - GSM/GPS Puck Antenna (IP68)

Frequencies	850, 900, 1575.42, 1800, 1900MHz
Operating temp	-40 to +85°C
Impedance	50 ohm
GPS Gain (LNA)	28dB
GSM Gain	2dBi @ 900MHz / 1dBi @ 1800MHz
VSWR	2.1
Polarization	GPS - RHCP, GSM - Vertical
Size	Ø71 x 14mm
Cable	RG174

ADHESIVE



Cable length and connector as required

### Alpha 7 - GSM/GPS Puck Antenna

Frequencies	900, 1575.42, 1800MHz
Operating temp	-40 to +85°C
Impedance	50 ohm
GPS Gain (LNA)	27dB
GSM Gain	0dBi
VSWR	<2.0 : 1
Polarization	GPS - RHCP, GSM - Vertical
Size	Ø50 x 17.5mm
Cable	RG174

ADHESIVE



Cable length and connector as required

### Alpha 9 - GSM/GPS Puck Antenna

Frequencies	900, 1575.42, 1800MHz
Operating temp	-40 to +85°C
Impedance	50 ohm
GPS Gain	27dB (LNA)
GSM Gain	2dBi
VSWR	2.0 max
Polarization	RHCP
Size	Ø80 x 14mm
Cable	RG174

ADHESIVE



Cable length and connector as required

## THROUGH HOLE



Cable length and connector as required

### Tango 6A - GSM/GPS Antenna (IP66)

Frequencies	850, 900, 1575.42, 1800, 1900MHz
Operating temp	-40 to +85°C
Impedance	50 ohm
GSM Gain	2dBi @ 900MHz / 2dBi @ 1800MHz
GPS Gain	28dB (LNA)
VSWR	1.5:1
Polarization	RHCP
Size	88 x 53.8 x 62mm
Cable	RG174

## THROUGH HOLE



Cable length and connector as required

### Tango 6B - GSM/GPS/WiFi Antenna (IP66)

Frequencies	850, 900, 1575.42, 1800, 1900MHz, 2.4-2.5GHz
Operating temp	-40 to +85°C
Impedance	50 ohm
GSM Gain	GSM 2dBi / WiFi 2.15dBi
GPS Gain	GPS 28dB (LNA)
VSWR	1.5:1
Polarization	GSM - Vertical / GPS - RHCP
Size	88 x 53.8 x 62mm
Cable	RG174

## THROUGH HOLE



Cable length and connector as required

### Tango 15 - GSM/GPS Antenna (IP65)

Frequencies	850, 900, 1575.42, 1800, 1900MHz, 2.1GHz
Operating temp	-40 to +85°C
Impedance	50 ohm
GSM Gain	2.15dBi
GPS Gain	25dBi (LNA)
VSWR	<2.0 : 1
Polarization	GSM - Vertical / GPS - RHCP
Size	Ø94 x 15mm
Cable	RG174

## Combined GSM / GPS / WiFi

### Tango 16 - GSM/GPS Antenna (IP67)

Frequencies	850, 900, 1575.42, 1800, 1900MHz
Operating temp	-40 to +85°C
Impedance	50 ohm
GSM Gain	GSM 2dBi,
GPS Gain	28dBi (LNA)
VSWR	<1.5
Polarization	GSM - Linear / GPS - RHCP
Size	Ø50 x 48mm
Cable	RG174

THROUGH HOLE



Cable length and connector as required

### Tango 19 - GSM/GPS Antenna (IP67)

Frequencies	850, 900, 1575.42, 1800, 1900MHz
Operating temp	-40 to +85°C
Impedance	50 ohm
GSM Gain	2dBi @ 900MHz / 1dBi @ 1900MHz
Gain (LNA)	28dBi
VSWR	GSM - 2.0 / GPS - 1.5:1
Polarization	GSM - Vertical / GPS - RHCP
Size	Ø46 x 14.5mm
Cable	RG174

THROUGH HOLE



Cable length and connector as required

### Tango 22 - GSM/GPS/WiFi Antenna (IP67)

Frequencies	850, 900, 1575.42, 1800, 1900MHz, 2.1, 2.4Ghz
Operating temp	-40 to +85°C
Impedance	50 ohm
GSM Gain	2dBi / WiFi 0dBi
GPS Gain	28dBi (LNA)
VSWR	GSM - 2.0 / GPS - 1.5 / WiFi - 2.0
Polarization	GSM - Vertical / GPS - RHCP
Size	Ø80 x 15mm
Cable	RG174

THROUGH HOLE



Cable length and connector as required

## Combined GSM / GPS / WiFi

THROUGH HOLE



Cable length and connector as required

### Tango 43 - LTE/WiFi Antenna (IP66)

Frequencies	1880 - 1900, 2400, 2575 - 2635MHz
Operating temp	-40 to +85°C
Impedance	50 ohm
GSM Gain	2dBi @ LTE
GPS Gain	28dB (LNA)
VSWR	≤1.5
Polarization	RHCP
Size	∅44 x 14.5mm
Cable	RG174

THROUGH HOLE



**Coming soon!**

Cable length and connector as required

### Tango 44 - LTE/GPS/WiFi Antenna (IP66)

Frequencies	1575.42, 1800 - 1900, 2575 - 2634MHz, 2.4-2.5GHz
Operating temp	-40 to +85°C
Impedance	50 ohm
GSM Gain	LTE 2dBi / WiFi 2.15dBi
GPS Gain	GPS 28dB (LNA)
VSWR	1.5:1
Polarization	LTE - Vertical / GPS - RHCP
Size	88 x 53.8 x 62mm
Cable	RG174

# ISM Bands

## Alpha 8 - Blade Antenna (IP67)

Frequencies	850, 868, 900, 1800, 1900MHz, 2.1GHz
Operating temp	-40 to +85°C
Impedance	50 ohm
Gain	2dBi
VSWR	<2:1
Polarization	Vertical
Size	113 x 21 x 3mm
Cable	RG174

ADHESIVE



Cable length and connector as required

## Alpha 14 - Thin Plate Antenna

Frequencies	850, 868, 900, 1800, 1900MHz, 2.1GHz
Operating temp	-40 to +85°C
Impedance	50 ohm
Gain	2dBi
VSWR	<2
Polarization	Vertical
Size	40 x 35.5 x 2mm
Cable	RG174

ADHESIVE



Cable length and connector as required

## Alpha 15 - Puck Antenna

Frequencies	850, 868, 900, 1800, 1900MHz, 2.1GHz
Operating temp	-40 to +85°C
Impedance	50 ohm
Gain	2dBi
VSWR	<2.5:1
Polarization	Vertical
Size	ø71.5 x 14.5mm
Cable	RG174

ADHESIVE



Cable length and connector as required

DIRECT CONNECT



## Delta 1A - Stubby Antenna

Frequencies	850, 900, 1800, 1900MHz, 2.1GHz
Operating temp	-30 to +75°C
Impedance	50 ohm
Gain	2dBi
VSWR	2 max
Polarization	Vertical
Size	56mm
Connector	SMA male

DIRECT CONNECT



## Delta 2A - Right Angle Stubby Antenna

Frequencies	850, 900, 1800, 1900MHz, 2.1GHz
Operating temp	-30 to +75°C
Impedance	50 ohm
Gain	2dBi
VSWR	2 max
Polarization	Vertical
Size	53 x 7.3mm
Connector	SMA male

DIRECT CONNECT



## Delta 5 - Flexi Antenna

Frequencies	868MHz
Operating temp	-30 to +75°C
Impedance	50 ohm
Gain	3dBi
VSWR	<2:1
Polarization	Vertical
Size	85mm
Connector	SMA male

## ISM Bands

### Delta 5A - Flexi Antenna

Frequencies	868MHz
Operating temp	-30 to +75°C
Impedance	50 ohm
Gain	3dBi
VSWR	<2:1
Polarization	Vertical
Size	100mm
Connector	SMA male

DIRECT CONNECT



### Delta 11 - Flexi Antenna

Frequencies	433MHz
Operating temp	-40 to +75°C
Impedance	50 ohm
Gain	2,15dB
VSWR	<2,0 : 1
Polarization	Vertical
Size	90,2 x 11,8mm
Conector	SMA Male

DIRECT CONNECT



### Delta 12 - 151/173MHz Whip Antenna

Frequencies	151/173MHz
Operating temp	-30 to +75°C
Impedance	50 ohm
Gain	3dBi
VSWR	≤2,0:1
Polarization	Vertical
Size	130mm
Connector	SMA male, BNC male

DIRECT CONNECT



DIRECT CONNECT



## Delta 12A - 453/458MHz Whip Antenna

Frequencies 433/458MHz  
 Operating temp -30 to +75°C  
 Impedance 50 ohm  
 Gain 3dBi  
 VSWR  $\leq 2.0:1$   
 Polarization Vertical  
 Size 130mm  
 Connector SMA male, BNC male

DIRECT CONNECT



## Delta 12B - 869MHz Whip Antenna

Frequencies 869MHz  
 Operating temp -30 to +75°C  
 Impedance 50 ohm  
 Gain 3dBi  
 VSWR  $\leq 2.0:1$   
 Polarization Vertical  
 Size 130mm  
 Connector SMA male / BNC male

DIRECT CONNECT



## Delta 12C - 915MHz Whip Antenna


Frequencies 915MHz  
 Operating temp -30 to +75°C  
 Impedance 50 ohm  
 Gain 3dBi  
 VSWR  $\leq 2.0:1$   
 Polarization Vertical  
 Size 130mm  
 Connector SMA male, BNC male

# ISM Bands

## Echo 2 - PCB Antenna

Frequencies	850, 868, 900, 1800, 1900MHz, 2.1, 2.4GHz
Operating temp	-40 to +85°C
Impedance	50 ohm
Gain	2dBi
VSWR	<1.5:1
Polarization	Vertical
Size	75 x 25 x 1mm
Cable	1.13mm Coax

EMBEDDED



Cable length and connector as required

## Echo 14 - PCB Antenna

Frequencies	850, 868, 900, 1800, 1900MHz, 2.1, 2.6GHz
Operating temp	-20 to +60°C
Impedance	50 ohm
Gain	0dBi
VSWR	3.2:1
Polarization	Vertical
Size	20 x 105 x 1mm
Cable	1.13mm

EMBEDDED




Cable length and connector as required

## Mike 1B - 1/4 Wave Antenna

Frequencies	850, 868, 900, 1800, 1900MHz
Operating temp	-45 to +75°C
Impedance	50 ohm
Gain	3.5dBi
VSWR	<1.5:1
Polarization	Vertical
Size	95 x 30mm
Cable	RG174

MAGNETIC MOUNT



Cable length and connector as required

Learn more about our antennas at  
[www.siretta.co.uk/antennas](http://www.siretta.co.uk/antennas)

or call us on


+44 (0)118 976 9014

## WiFi / Bluetooth

### Alpha 1A - T-Bar Antenna

Frequencies	850, 868, 900, 1800, 1900MHz, 2.1, 2.4GHz
Operating temp	-40 to +85°C
Impedance	50 ohm
Gain	2dBi
VSWR	<1.5:1
Polarization	Vertical
Size	75 x 25 x 1mm
Cable	1.13mm Coax

ADHESIVE



Cable length and connector as required

### Alpha 3A - Small Flat Blade Antenna

Frequencies	850, 868, 900, 1800, 1900MHz, 2.1, 2.6GHz
Operating temp	-20 to +60°C
Impedance	50 ohm
Gain	0dBi
VSWR	3.2:1
Polarization	Vertical
Size	20 x 105 x 1mm
Cable	1.13mm

ADHESIVE



Cable length and connector as required

### Alpha 10 - Blade Antenna

Frequencies	850, 868, 900, 1800, 1900MHz
Operating temp	-45 to +75°C
Impedance	50 ohm
Gain	3.5dBi
VSWR	<1.5:1
Polarization	Vertical
Size	95 x 30mm
Cable	RG174

ADHESIVE



Cable length and connector as required

## ADHESIVE



Cable length and connector as required

## Alpha 16 - Thin Plate Antenna

Frequencies	2.4 - 2.5GHz
Operating temp	-40 to +60°C
Impedance	50 ohm
Gain	2dBi
VSWR	<2.0:1
Polarization	Vertical
Size	35.5 x 39.9 x 2mm
Cable	RG174

## DIRECT CONNECT



## Delta 6B - Hinged Antenna

Frequencies	2.4 - 2.5GHz
Operating temp	-20 to +65°C
Impedance	50 ohm
Gain	5dBi
VSWR	<2.0:1
Polarization	Vertical
Size	196 x 12.5mm
Connector	SMA male / SMA male RP

## DIRECT CONNECT



## Delta 6C - Hinged Antenna

Frequencies	2.4, 5.8GHz
Operating temp	-20 to +65°C
Impedance	50 ohm
Gain	5dBi
VSWR	<2.0:1
Polarization	Vertical
Size	196 x 12.5mm
Connector	SMA male / SMA male RP

## WiFi / Bluetooth

### Delta 7A - Hinged Antenna

Frequencies	2.4, 5.8GHz
Operating temp	-20 to +65°C
Impedance	50 ohm
Gain	1.5 - 2.1dBi
VSWR	<2.0:1
Polarization	Vertical
Size	110 x 10mm
Connector	SMA male / SMA male RP

DIRECT CONNECT



### Delta 8A - Stubby Antenna

Frequencies	2.4 - 2.5GHz
Operating temp	-40 to +85°C
Impedance	50 ohm
Gain	0dBi
VSWR	<2:1
Polarization	Vertical
Size	27mm
Connector	SMA male / SMA male RP

DIRECT CONNECT



### Delta 10A - Stubby Antenna

Frequencies	2.4GHz
Operating temp	-20 to +65°C
Impedance	50 ohm
Gain	3dBi
VSWR	2.0
Polarization	Vertical
Size	63 x 13.5mm
Connector	SMA male / SMA male RP

DIRECT CONNECT



## DIRECT CONNECT



### Delta 14 - Stubby Antenna

Frequencies	2.4 - 2.5GHz
Operating temp	-20 to +60°C
Impedance	50 ohm
Gain	2dBi
VSWR	<2.0:1
Polarization	Vertical
Size	56mm
Connector	SMA male RP


## DIRECT CONNECT



### Delta 15 - Right Angle Stubby Antenna

Frequencies	2.4 - 2.5GHz
Operating temp	-20 to +60°C
Impedance	50 ohm
Gain	2dBi
VSWR	<2.0:1
Polarization	Vertical
Size	53.5mm
Connector	SMA male RP

## EMBEDDED



Cable length and connector as required

### Echo 2 - PCB Antenna

Frequencies	850, 868, 900, 1800, 1900MHz, 2.1, 2.4GHz
Operating temp	-40 to +85°C
Impedance	50 ohm
Gain	2dBi
VSWR	<1.5:1
Polarization	Vertical
Size	75 x 25 x 1mm
Cable	1.13mm Coax

## WiFi / Bluetooth

### Echo 11 - PCB Antenna

Frequencies	2.4 - 2.5GHz
Operating temp	-20 to +65°C
Impedance	50 ohm
Gain	2.6dBi
VSWR	<1.6:1
Polarization	Vertical
Size	45 x 10 x 1mm
Cable	1.13mm Coax



Cable length and connector as required

EMBEDDED

### Echo 17 - PCB Antenna

Frequencies	2.4 - 2.5GHz
Operating temp	-20 to +60°C
Impedance	50 ohm
Gain	2.6dBi
VSWR	2.0 : 1
Polarization	Vertical
Size	45 x 10 x 0.6mm
Cable	1.13mm Coax




Cable length and connector as required

EMBEDDED

### Echo 18 - PCB Antenna

Frequencies	2.4 - 2.5GHz
Operating temp	-20 to +60°C
Impedance	50 ohm
Gain	2.6dBi
VSWR	2.0:1
Polarization	Vertical
Size	37 x 0.6mm
Cable	1.13mm Coax



Cable length and connector as required

EMBEDDED

## EMBEDDED



Cable length and connector as required

### Echo 28 - Circuit Board Antenna

Frequency	2.4GHz
Operating temp	-10 to +60°C
Impedance	50 ohm
Gain	2dBi
VSWR	1.92:1 max
Polarization	Linear / Vertical
Size	31 x 28.5 x 0.1mm
Cable	1.13mm Coax

## EMBEDDED



### Echo 29 - Micro Embedded Chip Antenna

Frequency	2.4 - 2.5GHz
Operating temp	
Impedance	50 ohm
Gain	2.85 - 3.39dBi
VSWR	3.0:1 max
Polarization	Linear
Size	3.2 x 1.6 x 0.5mm
Connector	Solder

## WALL MOUNT



Cable length and connector as required

### Oscar 18 - Yagi Antenna

Frequency	850, 900, 1800, 1900MHz, 2.1, 2.4GHz
Operating temp	-40 to +85°C
Impedance	50 ohm
Gain	10dBi
VSWR	<2.0:1
Polarization	Vertical/Horizontal
Size	294 x 210 x 85mm
Connector	N-Type female

## WiFi / Bluetooth

### Oscar 40 - Omnidirectional Antenna

Frequencies	800 - 960 MHz, 1710MHz - 2.7GHz
Operating temp	
Impedance	50 ohm
Gain	800-960MHz @ 3dBi / 1710MHz - 2.7GHz @ 5.5dBi
VSWR	<1.5
Polarization	Vertical, Linear
Size	240 x 60mm
Cable	LMR195

WALL MOUNT



LTE

Cable length and connector as required

### Oscar 41 - Omnidirectional Antenna

Frequencies	790-862MHz, 1710 - 2170MHz, 2.3 - 2.7GHz
Operating temp	
Impedance	
Gain	790-862MHz @ 1dBi / 1710 - 2170MHz @ 3dBi 2.3 - 2.7GHz @ 3dBi
VSWR	
Polarization	
Size	∅22 x 216mm
Connector	N-Type female

WALL MOUNT



LTE

Cable length and connector as required

### Tango 23 - 2.4/5.8GHz WiFi Antenna (IP67)

Frequencies	2.4 - 2.5GHz, 5.1 - 5.8GHz
Operating temp	-40 to +85°C
Impedance	50 ohm
Gain	3dBi @ 2.4GHz; 5dBi @ 5GHz
VSWR	<1.7:1
Polarization	Vertical
Size	∅80 x 23mm (not including screw thread)
Cable	RG174

THROUGH HOLE



Cable length and connector as required

## THROUGH HOLE



Cable length and connector as required

### Tango 24 - Puck Antenna (IP67)

Frequencies	2.4 - 2.5GHz
Operating temp	-30 to +60°C
Impedance	50 ohm
Gain	3dBi
VSWR	<1.5:1
Polarization	Vertical
Size	Ø40 x 15mm (not including screw thread)
Cable	RG174

## THROUGH HOLE



Cable length and connector as required

### Tango 25 - Miniature Antenna (IP65)

Frequencies	2.4 - 2.5GHz
Operating temp	-30 to +60°C
Impedance	50 ohm
Gain	2dBi
VSWR	<2.0:1
Polarization	Vertical
Size	Ø22 x 22mm (not including screw thread)
Cable	RG174

## THROUGH HOLE



Cable length and connector as required

### Tango 25A - Miniature Antenna (IP65)

Frequencies	2.4 - 2.5GHz, 5.1 - 5.8GHz
Operating temp	-30 to +60°C
Impedance	50 ohm
Gain	2dBi @ 2.4GHz / 5dBi @ 5GHz
VSWR	<2.0:1
Polarization	Vertical
Size	Ø22 x 22mm (not including screw thread)
Cable	RG174

## WiFi / Bluetooth

### Tango 26 - Miniature Antenna (IP65)

Frequencies	2.4 - 2.5GHz
Operating temp	-30 to +60°C
Impedance	50 ohm
Gain	0.5dBi @ 2.4GHz
VSWR	<2.0:1
Polarization	Vertical
Size	∅22.3 x 14.75mm (not including screw thread)
Cable	RG174

THROUGH HOLE



Cable length and connector as required

### Tango 35 - Bolt Antenna

Frequencies	2.4 - 2.4835GHz
Operating temp	-30 to +60°C
Impedance	50 ohm
Gain	5dBi
VSWR	≤2.0
Polarization	Vertical / Circular
Size	∅95 x 55mm
Cable	PRO100

THROUGH HOLE



Cable length and connector as required

Learn more about our antennas at  
[www.siretta.co.uk/antennas](http://www.siretta.co.uk/antennas)

or call us on

+44 (0)118 976 9014

## About RF Cables

Siretta RF cable assemblies are generally used as an adaptor to connect two devices in RF signal transmission – typically a wireless module and antenna.


### Custom cable assemblies in 10 days

Siretta is the top RF cable assembly manufacturer in the UK. We have several standard RF cable types and variations in stock. In just 10 days, we can assemble your customised requests and/or design a cable suited for your application.

### Meeting our customers needs

For custom cables we will make a price quotation and after the price has been approved by you, we will provide technical drawings for your approval.

Each RF cable assembly is 100% signal continuity tested in process and at completion. Our on-going quality control inspection guarantees every customer will receive the ultimate in quality cables.



## RF Internal Cables

*Our Most Popular Range of RF Internal Cables*

Our internal RF cables are available in all cable styles as shown in the table on page 66.

Some internal cables are more popular than others. The popular styles we strive to have high availability on and we are continuously manufacturing them. Other combinations are less popular but can be made quickly with low minimum order quantities.

**WE ONLY SUPPLY QUALITY CONNECTORS AND CABLES WITH ASSEMBLY TO MATCH AND AT A GREAT PRICE POINT.**



## RF Internal Cables

Connector A	Connector B	Cable Type	Cable Length	Part No
	SMA Female Bulkhead	0.81mm coax	100mm 150mm 200mm	ASMI010X081S11 ASMI015X081S11 ASMI020X081S11
	FME Male Bulkhead	0.81mm coax	100mm 150mm 200mm	ASMI010Y081S11 ASMI015Y081S11 ASMI020Y081S11
	GSC / MCF	0.81mm coax	50mm 100mm 150mm	ASMI010I081S11 ASMI015I081S11 ASMI005I081S11
	SMA Female Bulkhead	1.13mm coax	100mm 150mm 200mm 300mm	ASMG010X113S11 ASMG015X113S11 ASMG020X113S11 ASMG030X113S11
	uFL / IPEX	1.13mm coax	50mm 100mm 150mm	ASMG010G113S11 ASMG015G113S11 ASMG005G113S11
	SMA Female Bulkhead	RG174	100mm 150mm 200mm 250mm	ASMK010X174S11 ASMK015X174S11 ASMK020X174S11 ASMK025X174S11

## RF Extension Cables

### *RG58 and RG174 Standard and Low Loss Versions*

At Siretta we have produced a collection of off-the-shelf or short delivery RF extension cables in RG174 and RG58 standard and low-loss cable styles. These are high quality cables made to a high standard using quality components. Availability, quality and a great price point is the philosophy of Siretta RF cables.

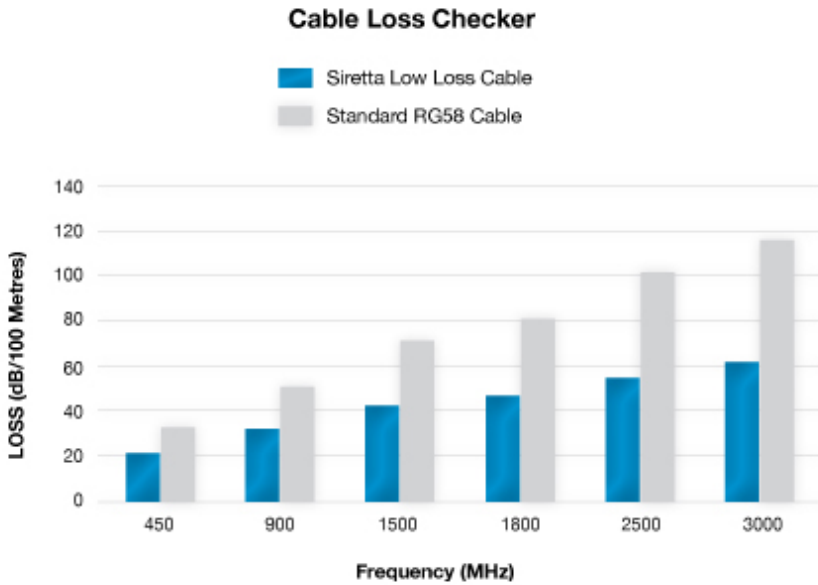


Extension cables are suitable for either direct connection to antennas that feature a pigtail and connector output - such as the Oscar range - or for extending existing cable runs to a longer distance.

Our cables assemblies utilise RG58 and RG174 cables, with a choice of SMA, FME, TNC and N-Type popular connector types. Standard cable lengths offered are 3m, 5m and 10m, although consideration should be given to minimising the overall cable length wherever possible to minimise losses. This is especially important in locations with limited reception.

Please also review our low loss RF cables as we have the same philosophy of quality, availability and a great price point for this range too.

The Siretta cable loss checker shows the difference in frequency loss between low loss cables, and standard RG58 cables.









# Low Loss LLC100A Extension Cables (RG174 replacement)

Connector A	Connector B	Cable Length	Part No	High Stock Availability
SMA Male	SMA Female	3m	ASMA300B174L13	✓
		5m	ASMA500B174L13	✓
		10m	ASMA1000B174L13	
SMA Male	FME Female	3m	ASMA300F174L13	✓
		5m	ASMA500F174L13	✓
		10m	ASMA1000F174L13	
SMA Male	MCX Male	3m	ASMA300T174L13	
		5m	ASMA500T174L13	
		10m	ASMA1000T174L13	
SMA Male	MMCX Male	3m	ASMA300L174L13	
		5m	ASMA500L174L13	
		10m	ASMA1000L174L13	
FME Male	MCX Male	3m	ASME300T174L13	
		5m	ASME500T174L13	
		10m	ASME1000T174L13	
FME Female	FME Male	3m	ASMF300E174L13	✓
		5m	ASMF500E174L13	✓
		10m	ASMF1000E174L13	
FME Female	MCX Male	3m	ASMF300T174L13	
		5m	ASMF500T174L13	
		10m	ASMF1000T174L13	



## Low Loss LLC200A Extension Cables (RG58 replacement)




Connector A	Connector B	Cable Length	Part No	High Stock Availability
	SMA Female	3m	ASMA300B058L13	
		5m	ASMA500B058L13	
		10m	ASMA1000B058L13	
		15m	ASMA1500B058L13	
		20m	ASMA2000B058L13	
	FME Female	3m	ASMA300F058L13	
		5m	ASMA500F058L13	
		10m	ASMA1000F058L13	
		15m	ASMA1500F058L13	
		20m	ASMA2000F058L13	
	N-Type Male	3m	ASMA300R058L13	
		5m	ASMA500R058L13	
		10m	ASMA1000R058L13	
		15m	ASMA1500R058L13	
		20m	ASMA2000R058L13	
	FME Female	3m	ASME300F058L13	
		5m	ASME500F058L13	
		10m	ASME1000F058L13	
		15m	ASME1500F058L13	
		20m	ASME2000F058L13	
	SMA Male	3m	ASMZG300A058L13	
		5m	ASMZG500A058L13	
		10m	ASMZG1000A058L13	
		15m	ASMZG1500A058L13	
		20m	ASMZG2000A058L13	
	FME Female	3m	ASMZG300F058L13	
		5m	ASMZG500F058L13	
		10m	ASMZG1000F058L13	
		15m	ASMZG1500F058L13	
		20m	ASMZG2000F058L13	

# RG174 Extension Cables

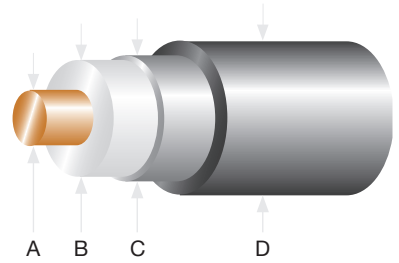
Connector A	Connector B	Cable Length	Part No	High Stock Availability
SMA Male	SMA Female	0.5m	ASMA050B174S13	
		1m	ASMA100B174S13	✓
		3m	ASMA300B174S13	✓
SMA Male	FME Female	0.5m	ASMA050F174S13	
		1m	ASMA100F174S13	✓
		3m	ASMA300F174S13	✓
SMA Male	MCX Male	0.5m	ASMA050T174S13	
		1m	ASMA100T174S13	
		3m	ASMA300T174S13	
SMA Male	MMCX Male	0.5m	ASMA050L174S13	
		1m	ASMA100L174S13	
		3m	ASMA300L174S13	
FME Male	MCX Male	0.5m	ASME050T174S13	
		1m	ASME100T174S13	
		3m	ASME300T174S13	
FME Female	FME Male	0.5m	ASMF050E174S13	
		1m	ASMF100E174S13	✓
		3m	ASMF300E174S13	✓
FME Female	MCX Male	0.5m	ASMF050T174S13	
		1m	ASMF100T174S13	
		3m	ASMF300T174S13	



## RG58 Extension Cables

Connector A	Connector B	Cable Length	Part No	High Stock Availability
	SMA Female	3m	ASMA300B058S13	✓
		5m	ASMA500B058S13	
	FME Female	3m	ASMA300F058S13	✓
		5m	ASMA500F058S13	
	N-Type Male	3m	ASMA300R058S13	✓
		5m	ASMA500R058S13	
	FME Female	3m	ASME300F058S13	
		5m	ASME500F058S13	
	SMA Male	3m	ASMZG300A058S13	✓
		5m	ASMZG500A058S13	✓
		10m	ASMZG1000A058S13	
	FME Female	3m	ASMZG300F058S13	✓
		5m	ASMZG500F058S13	

# RF Cables Sizes



Cable Type	Connector types	Min Bend Radius	Dimensions (mm)				Insulator Material
			A Core	B Insulator	C Shield	D Jacket	
0.81mm	u.FL, IPEX, MHF2, GSC, HSSC	3.24	0.15	0.4	0.65	0.81	PFA
1.13mm	u.FL, GSC, IPEX, SMA, FME, SMB, TNC, TNX, MMCX	4.5	0.24	0.68	0.9	1.13	FEP
1.13mm *	u.FL, GSC, IPEX, SMA, FME, SMB, TNC, TNX, MMCX	4.5	0.22	0.7		1.13	FEP
1.32mm	IPEX, GSC, SMA, FME, SMB, TNC, MCX, MMCX		0.22	0.7		1.32	FEP
1.37mm	u.FL, IPEX, GSC, SMA, FME, SMB, TNC, MCX, MMCX	9	0.32	0.92		1.37	FEP
1.48mm	HFL, IPEX, GSC, SMA, MMCX, MCA, SMB, FME	9	0.31	0.86		1.48	FEP
RG178	IPEX, MHF, MMCX, MCX, SSMB, SMA, FME	9	0.31	0.86		1.8	FEP
RG316	MMCX, SMA, FME, SMB		0.53	1.53		2.53	FEP
RG174	SMA, SMB, MMCX, MCX, FME, TNC, BNC	10.5	0.48	1.55		2.7	XLPE
RG42	SMA	10	0.94	2.95		3.06	Solid PTFE
RG58	SMA, SMB, BNC, TNC, UHF, N	20	19 x 0.18	2.95		4.95	PE

## Low Loss Cables

LLC100A	SMA, SMB, MMCX, MCX, FME, TNC, BNC	6.4	0.46	1.52	2.11	2.79	Solid PE
LLC200A	SMA, SMB, BNC, TNC, UHF, N	20	10.2	2.9	3.4	5	Foam PE
RG213	N-type		2.3	7.24		10.3	PE

PFA	Cross linked poly ethylene
FEP	Fluorinated ethylene propylene - similar to PTFE but flexy - much higher temp before melting
PFA	Perfluoroalkoxy - similar to PTFE but flex
PE	Polyethylene
PVC	Poly Vinyl Chloride
PTFE	Polytetrafluoroethylene

u.FL, IPEX and GSC connectors:

u.FL	Four types depending on cable size.
IPEX	There are 4 sizes - MHF, MHF2, MHF3, MHF4 (smallest). Dictated by cable size. Std is MHF 2.5mm height.
GSC	Only one size.

Check small connector guide details

Jacket Material	Loss dB/M @ 2GHz	Frequency Range	Comments
PFA	4.4	to 6GHz	Internal antenna pigtails
FEP	3.2	to 6GHz	Most popular cable for internal use. Internal antenna pigtails, internal to bulkhead connector cable.
FEP	2.2	to 6GHz	* Low loss version of the standard 1.13mm
FEP	2.8	to 6GHz	
FEP	2.4 @2.5GHz	to 6GHz	Has same size conductor as 1.48mm and RG178 cable, but smaller overall diameter, similar cable loss but more flexible in limited space.
FEP		to 6GHz	1.48mm is the most popular thin RF coaxial cable.
FEP	2.6 @1.8GHz	to 6GHz	
FEP	2.06 @2.4GHz	to 3GHz	Used internally instead of RG174. RG136 can go high temp and is more flexible.
PVC	1.175 @1GHz	to 6GHz	This is the most popular cable for GPS and GSM antennas. Low temp spec.
N/A	0.58	to 6GHz	Outer jacket - tin soaked braid. Semi rigid cable
PVC	1.06 @2.4GHz	to 6GHz	Standard RF cable for outside use.

PVC	1.15	to 6GHz	Low loss version of RG174 and much more flexible
PVC	0.15 @200MHz	to 6GHz	*Low loss version of the standard RG58.
PVC	0.25 @900MHz	to 6GHz	Low loss cable for the base station industry.

Learn more about our cables at  
[www.siretta.co.uk/cableselector](http://www.siretta.co.uk/cableselector)

or call us on  
**+44 (0)118 976 9014**

## About RF Connectors and Adaptors

We have a range of high quality connector and adaptor products suitable for the production of new cable assemblies, the re-termination of existing cables, or for providing compatibility to existing cables or equipment.

### *RF Adaptors*

Adaptors are suitable for extending or joining cable runs or equipment terminated with alternative connector types, avoiding the need to re-terminate or change the existing installation. Adaptors may be used either as a temporary solution to provide compatibility, or for permanent installation into a working system.

### *RF Connectors*

Connector products are offered in the popular SMA, FME and MMCX styles for RG58 and RG174 cable types. All connectors are designed for crimp termination ensuring a reliable and high performance connection for a variety of wireless applications.



For more information contact:  
**+44 (0)118 976 9014**

# RF Connectors

Our Most Popular Range of RF Connectors

	RG174	RG58
SMA Male & RP Crimp		
SMA Female Crimp		
MMCX RA Crimp		-
FME Female Crimp		
FME Male Crimp		

# RF Adaptors

Our Most Popular Range of RF Adaptors



Connector A	Connector B	Part No
SMA Male	SMA Male	ADAPT/SMAM/SMAM
SMA Male	SMA Female	ADAPT/SMAM/SMAF
SMA Male	SMA Male RP	ADAPT/SMAM/SMAM/RP
SMA Male	SMA Female RP	ADAPT/SMAM/SMAF/RP
SMA Male	SMA Female RA	ADAPT/SMAM/SMAF/RA
SMA Female	SMA Female	ADAPT/SMAF/SMAF
SMA Female	SMA Male RP	ADAPT/SMAF/SMAM/RP



Connector A	Connector B	Part No
SMA Female	SMA Female RP	ADAPT/SMAF/SMAF/RP
SMA Female	TNC Male	ADAPT/SMAF/TNCM
FME Male	SMA Male	ADAPT/FMEM/SMAM
FME Male	SMA Female	ADAPT/FMEM/SMAF
FME Male	FME Male	ADAPT/FMEM/FMEM
FME Male	FME Female	ADAPT/FMEM/FMEF
FME Male	TNC Male	ADAPT/FMEM/TNCM
FME Female	SMA Male	ADAPT/FMEF/SMAM
FME Female	SMA Female	ADAPT/FMEF/SMAF



Connector A	Connector B	Part No
FME Female	FME Female	ADAPT/FMEF/FMEF
SMB Male	SMA Female	ADAPT/SMBM/SMAF
MMCX Male	SMA Female	ADAPT/MMCXM/SMAF
MMCX Female	SMA Male	ADAPT/MMCXF/SMAM
MCX Male	FME Male	ADAPT/MCXM/FMEM
MCX Female	SMA Male	ADAPT/MCXF/SMAM
MCX Female	FME Male	ADAPT/MCXF/FMEM
N-Type Male	SMA Female	ADAPT/N-TYPEM/SMAF

Learn more about our connectors at  
[www.siretta.co.uk/rfconnectors](http://www.siretta.co.uk/rfconnectors)

Learn more about our adaptors at  
[www.siretta.co.uk/rfadaptors](http://www.siretta.co.uk/rfadaptors)

or call us on  
**+44 (0)118 976 9014**

### Disclaimer

Every care has been taken to ensure that the information displayed in this product brochure is accurate. Siretta Ltd does not accept responsibility or liability for errors or information which is found to be misleading.

Siretta Ltd reserve the right to change product specifications or appearance without prior notice through product development and improvement. We aim to ensure our customers are aware of this at the time of ordering.

Product specifications are correct at the time of generating this catalogue and the latest accurate information can be found at [www.siretta.co.uk](http://www.siretta.co.uk)



Inspired Wireless M2M Technology

**sales** +44 (0)118 976 9014  
**fax** +44 (0)118 976 9020  
**accounts** +44 (0)118 976 9069  
**email** [sales@siretta.co.uk](mailto:sales@siretta.co.uk)  
[www.siretta.co.uk](http://www.siretta.co.uk)



**Siretta Ltd**

Basingstoke Road  
Spencers Wood  
Reading  
Berkshire  
RG7 1PW  
United Kingdom

Company No. 08405712  
VAT Registration No. GB163 04 0349

A member of the Olanca Group Ltd

Rev 3.0