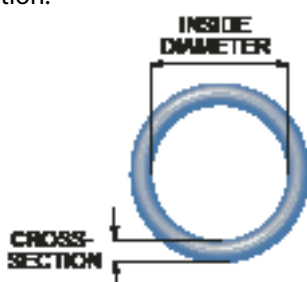




Series 80 Mighty Mouse Replacement O-Rings For Jam Nut Receptacles

O-Rings for Mighty Mouse Jam Nut Receptacles

Replace lost or damaged O-rings with standard fluorosilicone O-rings. Or, choose EPDM o-rings for improved resistance to hydraulic fluids. Upgrade to silver-filled conductive O-rings for improved EMI protection.



O-rings for Series 800 Jam Nut Receptacles

Shell Size	Part Number				Dimensions			
	Fluoro-silicone	EPDM	Conductive Silicone Cho-Seal 1285	Conductive Fluorosilicone Cho-Seal 1298	Inside Diameter		Cross-Section	
					In.	mm.	In.	mm.
5	809-067-05F	809-067-05E	249-003-800-05-B	249-003-800-05-C	.364	9.25	.045	1.14
6	809-067-06F	809-067-06E	249-003-800-06-B	249-003-800-06-C	.426	10.82	.050	1.27
7	809-067-07F	809-067-07E	249-003-800-07-B	249-003-800-07-C	.489	12.42	.055	1.40
8	809-067-08F	809-067-08E	249-003-800-08-B	249-003-800-08-C	.588	14.94	.051	1.30
9	809-067-09F	809-067-09E	249-003-800-09-B	249-003-800-09-C	.614	15.60	.070	1.78
10	809-067-10F	809-067-10E	249-003-800-10-B	249-003-800-10-C	.709	18.01	.079	2.01
12	809-067-12F	809-067-12E	249-003-800-12-B	249-003-800-12-C	.801	20.35	.070	1.78

O-rings for Series 801 Jam Nut Receptacles

Shell Size	Part Number				Dimensions			
	Fluoro-silicone	EPDM	Conductive Silicone Cho-Seal 1285	Conductive Fluorosilicone Cho-Seal 1298	Inside Diameter		Cross-Section	
					In.	mm.	In.	mm.
5	809-054-05F	809-054-05E	249-003-801-05-B	249-003-801-05-C	.394	10.01	.047	1.19
6	809-054-06F	809-054-06E	249-003-801-06-B	249-003-801-06-C	.459	11.66	.049	1.24
7	809-054-07F	809-054-07E	249-003-801-07-B	249-003-801-07-C	.578	14.68	.040	1.02
8	809-054-08F	809-054-08E	249-003-801-08-B	249-003-801-08-C	.578	14.68	.040	1.02
9	809-054-09F	809-054-09E	249-003-801-09-B	249-003-801-09-C	.650	16.51	.045	1.14
10	809-054-10F	809-054-10E	249-003-801-10-B	249-003-801-10-C	.709	18.01	.043	1.09
13	809-054-13F	809-054-13E	249-003-801-13-B	249-003-801-13-C	.894	22.71	.047	1.19
16	809-054-16F	809-054-16E	249-003-801-16-B	249-003-801-16-C	1.086	27.58	.040	1.02
17	809-054-17F	809-054-17E	249-003-801-17-B	249-003-801-17-C	1.142	29.01	.043	1.09
21	809-054-21F	809-054-21E	249-003-801-21-B	249-003-801-21-C				

O-rings for Series 804 Rear Mount Jam Nut Receptacles (Style 07)

Shell Size	Part Number				Dimensions			
	Fluoro-silicone	EPDM	Conductive Silicone Cho-Seal 1285	Conductive Fluorosilicone Cho-Seal 1298	Inside Diameter		Cross-Section	
					In.	mm.	In.	mm.
5	809-055-05F	809-055-05E	249-003-804-05-B	249-003-804-05-C	.505	12.83	.070	1.78
6	809-055-06F	809-055-06E	249-003-804-06-B	249-003-804-06-C	.525	13.34	.071	1.80
7	809-055-07F	809-055-07E	249-003-804-07-B	249-003-804-07-C	.638	16.21	.073	1.85
8	809-055-08F	809-055-08E	249-003-804-08-B	249-003-804-08-C	.688	17.48	.070	1.78
9	809-055-09F	809-055-09E	249-003-804-09-B	249-003-804-09-C	.750	19.05	.070	1.78
10	809-055-10F	809-055-10E	249-003-804-10-B	249-003-804-10-C	.813	20.65	.063	1.60
12	809-055-12F	809-055-12E	249-003-804-12-B	249-003-804-12-C	.943	23.95	.070	1.78
14	809-055-14F	809-055-14E	249-003-804-14-B	249-003-804-14-C	1.061	26.95	.073	1.85
15	809-055-15F	809-055-15E	249-003-804-15-B	249-003-804-15-C	1.114	28.30	.070	1.78

Dimensions in inches (millimeters) and are subject to change without notice.

© 2011 Glenair, Inc.

CAGE Code 06324

Printed in U.S.A.

GLENAIR, INC. • 1211 AIR WAY • GLENDALE, CA 91201-2497 • 818-247-6000 • FAX 818-500-9912

www.glenair.com

L-14

E-Mail: sales@glenair.com

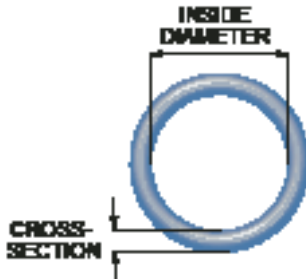
11 - JULY - 2013

Series 80 Mighty Mouse Replacement O-Rings For Jam Nut Receptacles



O-Rings for Mighty Mouse Jam Nut Receptacles

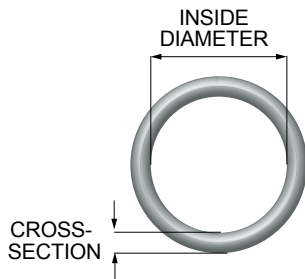
Replace lost or damaged O-rings with standard fluorosilicone O-rings. Or, choose EPDM o-rings for improved resistance to hydraulic fluids. Upgrade to silver-filled conductive O-rings for improved EMI prote



O-rings for Series 805 Jam Nut Receptacles

Shell Size	Part Number				Dimensions			
	Fluoro-silicone	EPDM	Conductive Silicone Cho-Seal 1285	Conductive Fluorosilicone Cho-Seal 1298	Inside Diameter		Cross-Section	
					In.	mm.	In.	mm.
8	809-150-08F	809-150-08E	249-003-805-08-B	249-003-805-08-C	.578	14.68	.040	1.02
9	809-150-09F	809-150-09E	249-003-805-09-B	249-003-805-09-C	.709	18.01	.045	1.14
10	809-150-10F	809-150-10E	249-003-805-10-B	249-003-805-10-C	.709	18.01	.045	1.14
11	809-150-11F	809-150-11E	249-003-805-11-B	249-003-805-11-C	.780	19.81	.047	1.19
12	809-150-12F	809-150-12E	249-003-805-12-B	249-003-805-12-C	.894	22.71	.047	1.19
15	809-150-15F	809-150-15E	249-003-805-15-B	249-003-805-15-C	1.024	26.01	.047	1.19
18	809-150-18F	809-150-18E	249-003-805-18-B	249-003-805-18-C	1.201	30.51	.047	1.19
19	809-150-19F	809-150-19E	249-003-805-19-B	249-003-805-19-C	1.257	31.93	.047	1.19
23	809-150-23F	809-150-23E	249-003-805-23-B	249-003-805-23-C	1.530	38.86	.047	1.19

These Viton® O-rings fit Series 802 "AquaMouse" rear panel mount jam nut connector flanges.



O-rings for Series 802 Rear Mount Jam Nut Receptacles (Style 07)

Shell Size	Part Number Viton®	Dimensions			
		Inside Diameter		Cross-Section	
		In.	mm.	In.	mm.
5	809-165-05	.550	13.97	.070	1.78
6	809-165-06	.670	17.02	.070	1.78
7	809-165-07	.730	18.54	.070	1.78
8	809-165-08	.800	20.32	.070	1.78
9	809-165-09	.860	21.84	.070	1.78
10	809-165-10	.930	23.62	.070	1.78
12	809-165-12	.990	25.15	.070	1.78
14	809-165-14	1.170	29.72	.070	1.78
15	809-165-15	1.239	31.47	.070	1.78
21	809-165-21	1.614	41.00	.070	1.78

Dimensions in inches (millimeters) and are subject to change without notice.

© 2011 Glenair, Inc.

CAGE Code 06324

Printed in U.S.A.

GLENAIR, INC. • 1211 AIR WAY • GLENDALE, CA 91201-2497 • 818-247-6000 • FAX 818-500-9912

www.glenair.com

L-15

E-Mail: sales@glenair.com

27 -MARCH - 2014