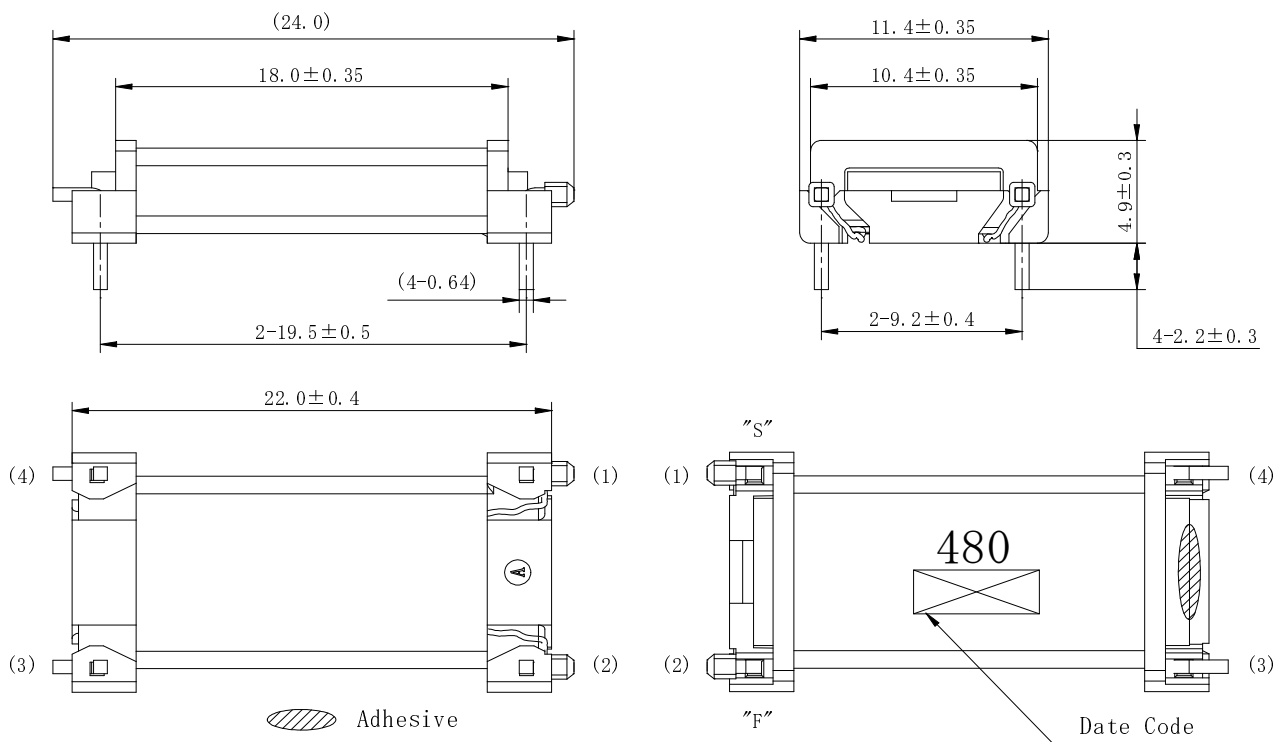
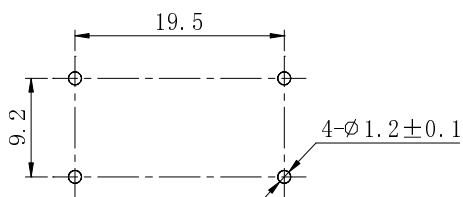


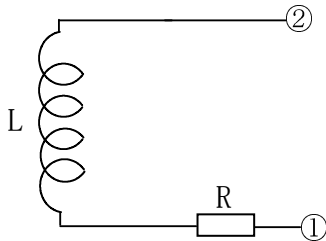
Type: AS224
◆ Product Description

- ★ 24.5×11.75mm Max(L×W),5.2mm Max. Height.
- ★ Operating Temperature: -40℃ ~ +85℃.

◆ Feature

- ★ LF Transmitter antenna.
- ★ Small size Pin type.
- ★ Trigger antenna for TPMS maintenance device.
- ★ RoHS Compliance.


◆ Mechanical dimensions (unit: mm)

◆ Suggested PCB layout(unit: mm)


Type: AS224
◆ Schematic diagram


L: Ferrite core coil inductance.

R: Copper resistance.

◆ Electrical Characteristics

Part number	Inductance	Unload Q	D.C.R
AS215-480	480 μ H \pm 5%	30 Min.	3.1 Ω (Ref.)
AS224-345	345 μ H \pm 5%		
AS224-717	717 μ H \pm 5%		

- * It is possible for other inductance.
- * The test condition is 125kHz/1V for Inductance and Unload Q value.

◆ Packaging specification

- * Using magazine packaging.
- * Outside carton dimension: 400mm X 320mm X 90mm.
- * Packaging Q'ty: 1200pcs/carton.