

REL-FO/L-120AC/1X21 - Single relay



1308310

<https://www.phoenixcontact.com/us/products/1308310>

Please be informed that the data shown in this PDF document is generated from our online catalog. Please find the complete data in the user documentation. Our general terms of use for downloads are valid.



Plug-in miniature relay, FASTON connection, 1 changeover contact, status display: LED (yellow), Input voltage: 120 V AC

Commercial data

Item number	1308310
Packing unit	10 pc
Minimum order quantity	10 pc
Sales key	C460
Product key	DKF931
GTIN	4063151559359
Weight per piece (including packing)	25.04 g
Weight per piece (excluding packing)	22.22 g
Customs tariff number	85364900
Country of origin	CN

REL-FO/L-120AC/1X21 - Single relay



1308310

<https://www.phoenixcontact.com/us/products/1308310>

Technical data

Notes

Notes on operation	Do not use to separate SELV/PELV circuits from other circuits, because safe isolation is not guaranteed. (applies to the optocoupler variants)
Notes on operation	The system installer must ensure the touch protection of the product (at voltages > 25 V AC/60 V DC). The product is a built-in device without protection against direct contact.

Product properties

Product family	ESSENTIAL edition
Operating mode	100% operating factor
Mechanical service life	approx. 3×10^7 cycles
Relay type	Electromechanical relay

Insulation characteristics: Air clearances and creepage distances between the power circuits

Insulation	Basic insulation
Overvoltage category	II
Pollution degree	3

Data management status

Date of last data management	05.09.2025
------------------------------	------------

Electrical properties

Maximum power dissipation for nominal condition	0.9 W
Test voltage (Winding/contact)	5 kV _{rms} (50 Hz, 1 min., winding/contact)
Test voltage (open contact)	1 kV _{rms} (50 Hz, 1 min., open contact)

Air clearances and creepage distances between the power circuits

Rated insulation voltage	250 V AC
Rated surge voltage	2.5 kV

Input data

Coil side

Nominal input voltage U_N	120 V AC
Input voltage range	96 V AC ... 132 V AC
Mains frequency	50/60 Hz
Drive and function	monostable
Drive (polarity)	non-polarized
Typical input current at U_N	10 mA (50 Hz)
Input power dissipation for U_N	1.2 W
Typical response time	2 ms ... 10 ms
Typical release time range	5 ms ... 20 ms
Status display	LED (yellow)
Coil resistance	6400 Ω \pm 10 %

REL-FO/L-120AC/1X21 - Single relay



1308310

<https://www.phoenixcontact.com/us/products/1308310>

Output data

Switching

Contact switching type	1 changeover contact
Type of switch contact	Single contact
Contact material	AgSnO
Maximum switching voltage	250 V AC 30 V DC
Minimum switching voltage	5 V (100 mA)
Limiting continuous current	12 A
Maximum inrush current	24 A (20 ms, N/O contacts)
Inrush current, minimum	100 mA (5 V)
Interrupting rating (ohmic load) max.	288 W (24 V DC) 360 W (30 V DC) 3000 VA (250 V AC)

Connection data

Connection method	FASTON connection
-------------------	-------------------

Dimensions

Width	13 mm
Height	31.1 mm
Depth	30 mm

Environmental and real-life conditions

Ambient conditions

Degree of protection (Relay)	RT II (Relay)
Degree of protection (Installation location)	IP54 (Installation location)
Ambient temperature (operation)	-40 °C ... 70 °C
Ambient temperature (storage/transport)	-40 °C ... 70 °C
Altitude	≤ 2000 m

Standards and regulations

Standards/regulations	IEC 61810-1 IEC 60664-1
-----------------------	----------------------------

Air clearances and creepage distances between the power circuits

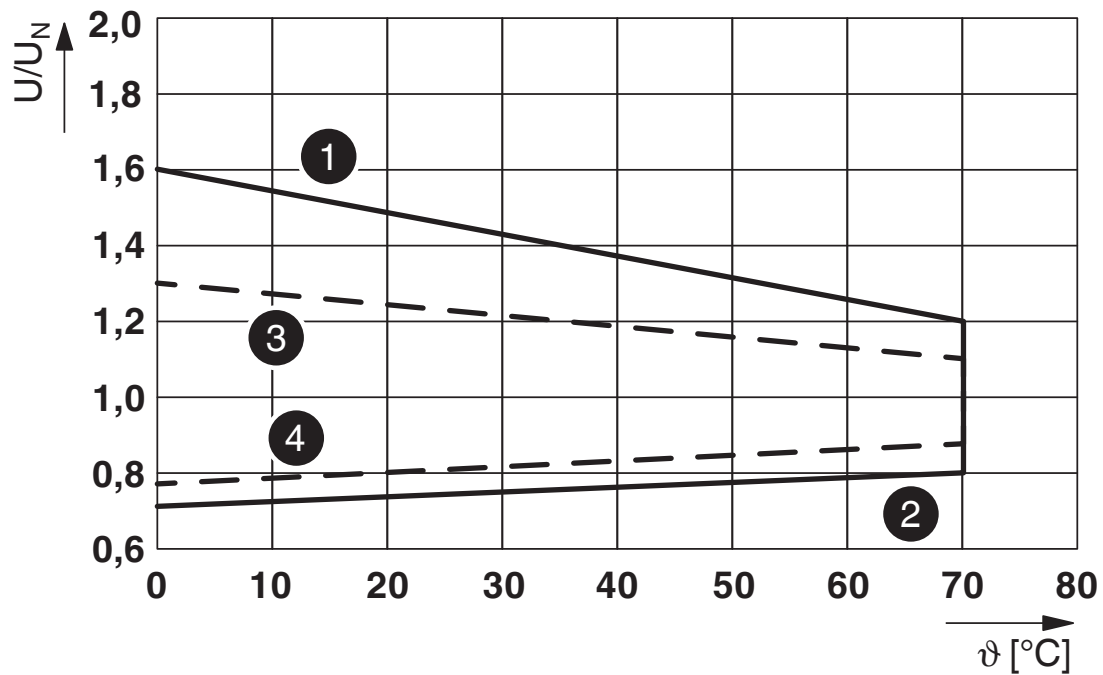
Standards/regulations	IEC 60664-1
-----------------------	-------------

Mounting

Mounting position	any
-------------------	-----

Drawings

Diagram



- 1) DC coil: maximum continuous voltage at limiting continuous current
- 2) DC coil: minimum operate voltage for pre-excitation with UN and limiting continuous current
- 3) AC coil: maximum continuous voltage at limiting continuous current
- 4) AC coil: minimum operate voltage for pre-excitation with UN and limiting continuous current

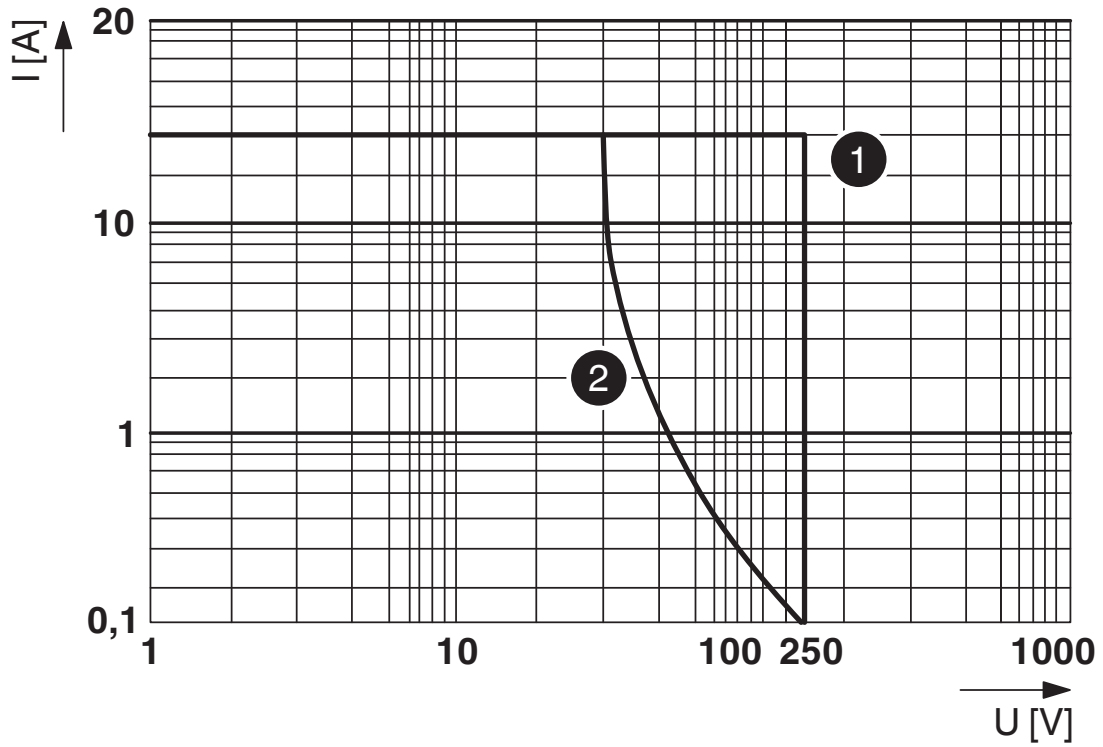
REL-FO/L-120AC/1X21 - Single relay



1308310

<https://www.phoenixcontact.com/us/products/1308310>

Diagram



Interrupting rating
1) AC, ohmic load
2) DC, ohmic load

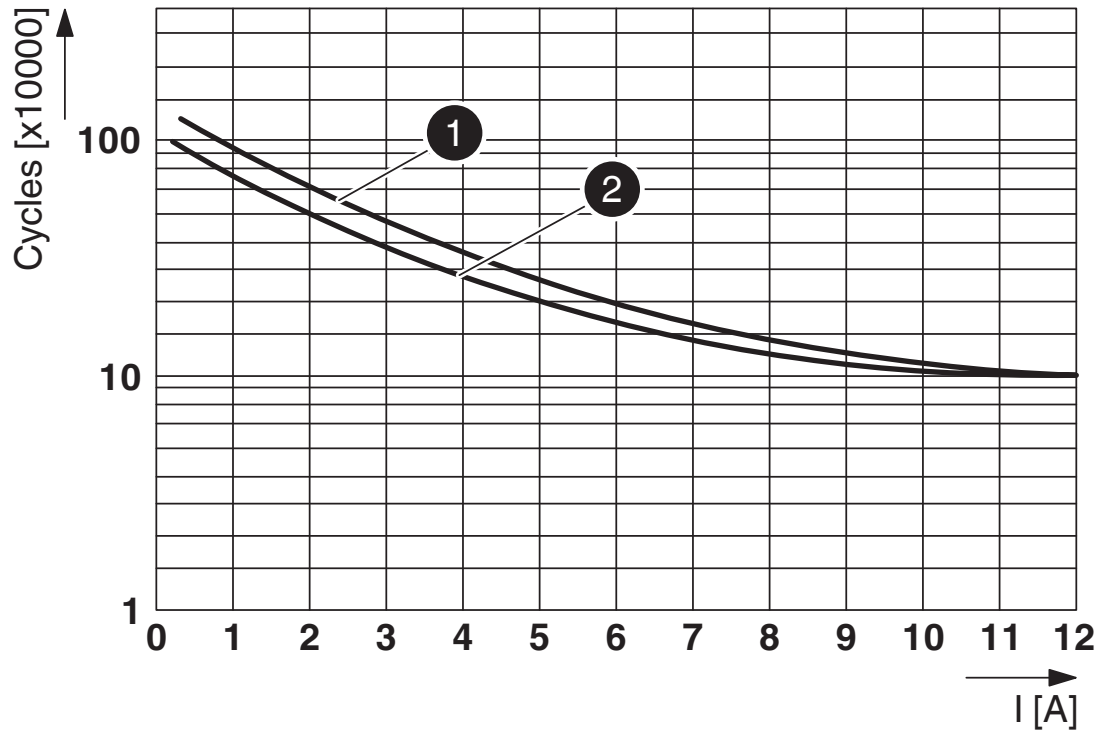
REL-FO/L-120AC/1X21 - Single relay



1308310

<https://www.phoenixcontact.com/us/products/1308310>

Diagram



Electrical service life

- 1) 30 V DC resistance load
- 2) 250 V AC resistance load

REL-FO/L-120AC/1X21 - Single relay



1308310

<https://www.phoenixcontact.com/us/products/1308310>

Diagram



Service life reduction factor with various cos phi

REL-FO/L-120AC/1X21 - Single relay



1308310

<https://www.phoenixcontact.com/us/products/1308310>

Approvals

To download certificates, visit the product detail page: <https://www.phoenixcontact.com/us/products/1308310>



cUL Recognized

Approval ID: FILE E 172140



UL Recognized

Approval ID: FILE E 172140



cULus Recognized

Approval ID: E172140

REL-FO/L-120AC/1X21 - Single relay



1308310

<https://www.phoenixcontact.com/us/products/1308310>

Classifications

ECLASS

ECLASS-13.0	27371601
ECLASS-15.0	27371601

ETIM

ETIM 9.0	EC001437
----------	----------

REL-FO/L-120AC/1X21 - Single relay



1308310

<https://www.phoenixcontact.com/us/products/1308310>

Environmental product compliance

EU RoHS

Fulfills EU RoHS substance requirements	Yes, No exemptions
---	--------------------

China RoHS

Environment friendly use period (EFUP)	EFUP-E
	No hazardous substances above the limits

EU REACH SVHC

REACH candidate substance (CAS No.)	No substance above 0.1 wt%
-------------------------------------	----------------------------

Phoenix Contact 2026 © - all rights reserved
<https://www.phoenixcontact.com>

Phoenix Contact USA
586 Fulling Mill Road
Middletown, PA 17057, United States
(+717) 944-1300
info@phoenixcon.com