Alle Rechte vorbehalten/ *All rights reserved*

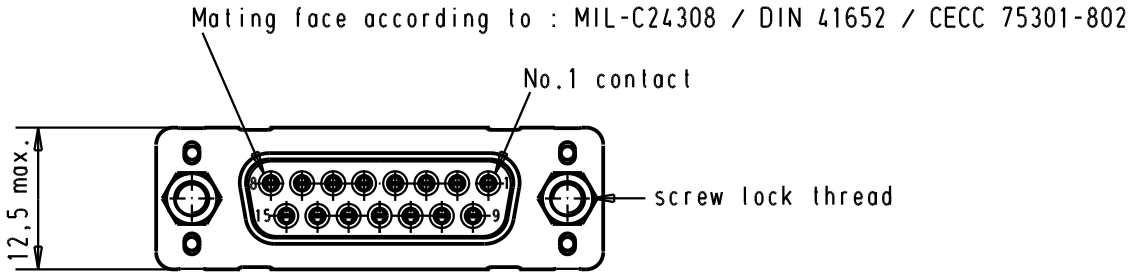

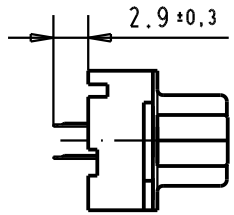

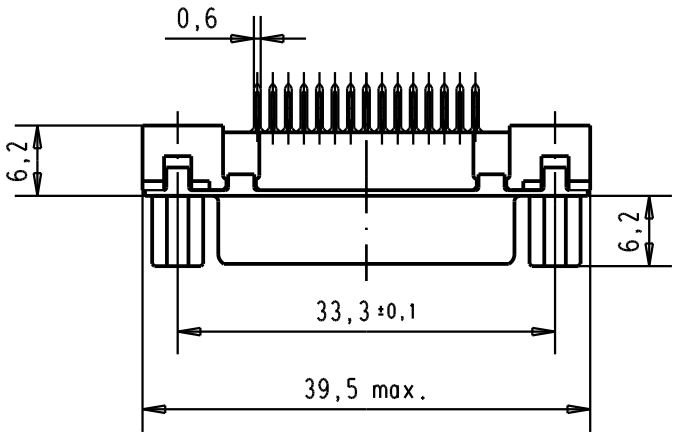

Printed board layout
component side

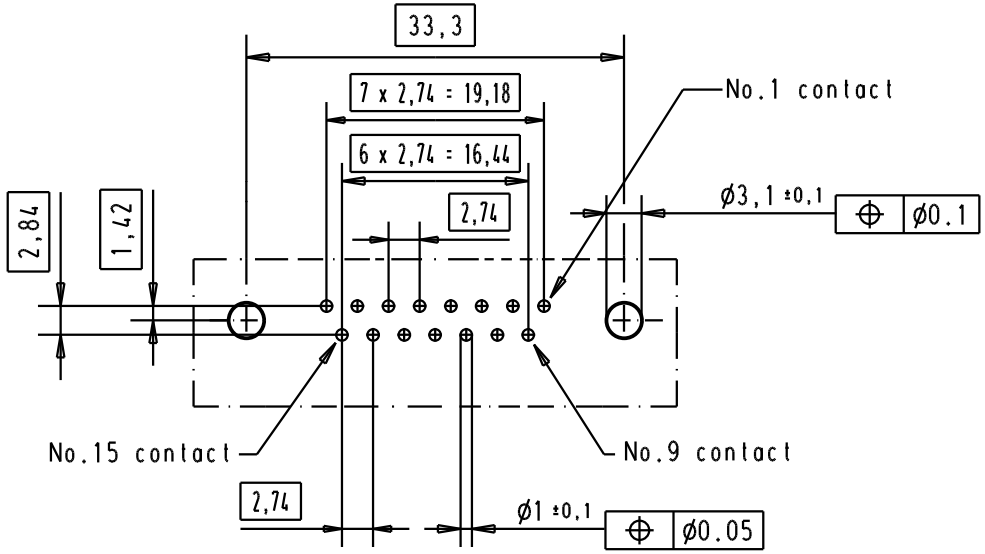

09 66 211 3503	4-40 UNC	1			
09 66 211 6503	4-40 UNC	2	31892	05/05/04	JH
09 66 211 7503	4-40 UNC	3	29723	05/03/02	CV
Part number	Screw lock thread	Performance level	Mod.	Dat.	Name

	Dat.	Name
Detail.	05/03/02	CV
Insp.		
Stand.		

All Dim. in mm
Orig. Size DIN A 4

D-sub, 15 poles, female, straight, with solder pins 2.9, and screw locks.

Maßstab/ *Scale* 1,5:1

HARTING EURL
F-95972 Paris

TB 09 66 211 x50x

Sub.

Blatt/ *Page* 3

Downloaded from Arrow.com.