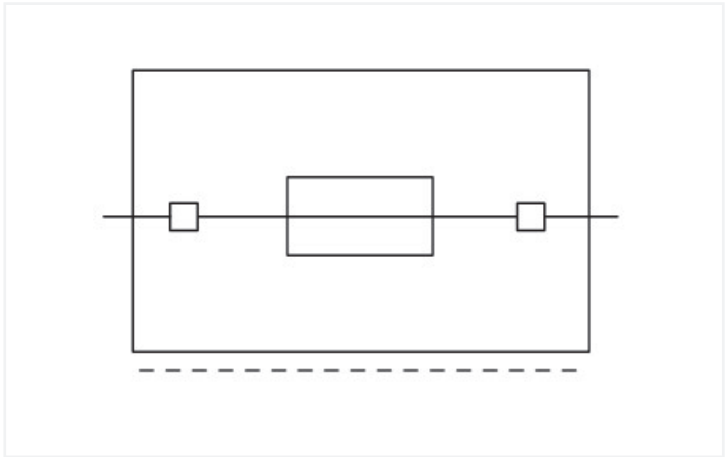


Data Sheet | Item Number: 281-511

Fuse plug; with pull-tab; for miniature metric fuses 5 x 20 mm and 5 x 25 mm; without blown fuse indication; 6 mm wide; gray

<https://www.wago.com/281-511>



Color: ■ gray

Fuse plug, 281 Series, gray

Error-free electrical installations are guaranteed with this fuse plug (item number 281-511). The gray housing is made of polyamide (PA66) for insulation.

Electrical data		
Ratings per IEC/EN		Ratings per IEC/EN – Notes
Nominal voltage (III/3)	250 V	
Rated current	6.3 A	
Operation status indicator	None	
Power Loss		
Power loss (max.) $P_{I(max)}$ (note)	When selecting glass cartridge fuses, make sure that the maximum power loss listed below is not exceeded. The power loss is determined according to IEC or EN 60947-7-3/VDE 0611-6 at 23°C. The temperature rise of the terminal block must be checked according to their application and mounting. Higher ambient temperatures represent an additional impact on miniature fuses. Therefore, in such applications, the rated current must be reduced if necessary. More details are available from the manufacturers.	
General information		
Fuse type	Cylindrical fuse; 5 x 20 mm and 5 x 25 mm	
Physical data		
Width	6 mm / 0.236 inches	



Mechanical data	
Marking level	Center marking

Material data	
Note (material data)	<a href="#">Information on material specifications can be found here</a>
Color	gray
Material group	I
Insulation material (main housing)	Polyamide (PA66)
Flammability class per UL94	V0
Fire load	0.077 MJ
Weight	6.1 g






Environmental requirements	
Processing temperature	-35 ... +85 °C
Continuous operating temperature	-60 ... +105 °C

Commercial data	
Product Group	1 (Rail Mounted Terminal Blocks)
PU (SPU)	50 pcs
Packaging type	Box
Country of origin	CN
GTIN	4050821032540
Customs tariff number	85366990990

Product classification	
UNSPSC	39121624
eCl@ss 10.0	27-14-11-49
eCl@ss 9.0	27-14-11-49
ETIM 9.0	EC002018
ETIM 8.0	EC002018
ECCN	NO US CLASSIFICATION

Environmental Product Compliance	
RoHS Compliance Status	Compliant, No Exemption

Approvals / Certificates

General approvals			Declarations of conformity and manufacturer's declarations		
   					
Approval	Standard	Certificate Name	Approval	Standard	Certificate Name
CCA DEKRA Certification B.V.	EN 60947	2160584.53	EU-Declaration of Confor- mity WAGO GmbH & Co. KG	-	-
CSA CSA Group	C22.2	1505034	Railway WAGO GmbH & Co. KG	-	Z00004419.000
KEMA/KEUR DEKRA Certification B.V.	EN 60947	NTR NL-7135			
UL Underwriters Laboratories Inc.	UL 1059	20170731-E45172			



Approvals for marine applications



Approval	Standard	Certificate Name
ABS American Bureau of Ship- ping	EN 60947	20-HG1941090-PDA
ABS American Bureau of Ship- ping	-	20-HG1941090-PDA



Downloads

Environmental Product Compliance

Compliance Search
Environmental Product Compliance 281-511



Documentation

Bid Text			
281-511	19.02.2019	xml 2.83 KB	<a href="#"></a>
281-511	14.03.2017	doc 23.00 KB	<a href="#"></a>



CAD/CAE-Data

CAD data
2D/3D Models 281-511



CAE data
WSCAD Universe 281-511
ZUKEN Portal 281-511



1 Compatible Products

1.1 Optional Accessories

1.1.1 Jumper

1.1.1.1 Jumper



Item No.: 281-503  
Short circuit jumper; for fuse holder; silver-  
colored










1.1.2 Marking

1.1.2.1 Marker

 <b>Item No.: 794-4615</b> WMB marking card; as card; MARKED; F1, ..., F10 (10x); stretchable 4 - 4.2 mm; Vertical marking; snap-on type; white	 <b>Item No.: 794-4616</b> WMB marking card; as card; MARKED; F11, ..., F20 (10x); stretchable 4 - 4.2 mm; Vertical marking; snap-on type; white	 <b>Item No.: 794-4617</b> WMB marking card; as card; MARKED; F21, ..., F30 (10x); stretchable 4 - 4.2 mm; Vertical marking; snap-on type; white	 <b>Item No.: 794-4618</b> WMB marking card; as card; MARKED; F31, ..., F40 (10x); stretchable 4 - 4.2 mm; Vertical marking; snap-on type; white
 <b>Item No.: 794-4619</b> WMB marking card; as card; MARKED; F41, ..., F50 (10x); stretchable 4 - 4.2 mm; Vertical marking; snap-on type; white	 <b>Item No.: 793-4501/000-006</b> WMB marking card; as card; stretchable 4 - 4.2 mm; plain; snap-on type; blue	 <b>Item No.: 793-4501/000-014</b> WMB marking card; as card; stretchable 4 - 4.2 mm; plain; snap-on type; brown	 <b>Item No.: 793-4501/000-007</b> WMB marking card; as card; stretchable 4 - 4.2 mm; plain; snap-on type; gray
 <b>Item No.: 793-4501/000-023</b> WMB marking card; as card; stretchable 4 - 4.2 mm; plain; snap-on type; green	 <b>Item No.: 793-4501/000-012</b> WMB marking card; as card; stretchable 4 - 4.2 mm; plain; snap-on type; orange	 <b>Item No.: 793-4501/000-005</b> WMB marking card; as card; stretchable 4 - 4.2 mm; plain; snap-on type; red	 <b>Item No.: 793-4501/000-024</b> WMB marking card; as card; stretchable 4 - 4.2 mm; plain; snap-on type; violet
 <b>Item No.: 793-4501</b> WMB marking card; as card; stretchable 4 - 4.2 mm; plain; snap-on type; white	 <b>Item No.: 793-4501/000-002</b> WMB marking card; as card; stretchable 4 - 4.2 mm; plain; snap-on type; yellow	 <b>Item No.: 2009-114/000-006</b> WMB-Inline; for Smart Printer; 2000 pieces on roll; stretchable 4 - 4.2 mm; plain; snap-on type; blue	 <b>Item No.: 2009-114/000-007</b> WMB-Inline; for Smart Printer; 2000 pieces on roll; stretchable 4 - 4.2 mm; plain; snap-on type; gray
 <b>Item No.: 2009-114/000-023</b> WMB-Inline; for Smart Printer; 2000 pieces on roll; stretchable 4 - 4.2 mm; plain; snap-on type; green	 <b>Item No.: 2009-114/000-012</b> WMB-Inline; for Smart Printer; 2000 pieces on roll; stretchable 4 - 4.2 mm; plain; snap-on type; orange	 <b>Item No.: 2009-114/000-005</b> WMB-Inline; for Smart Printer; 2000 pieces on roll; stretchable 4 - 4.2 mm; plain; snap-on type; red	 <b>Item No.: 2009-114/000-024</b> WMB-Inline; for Smart Printer; 2000 pieces on roll; stretchable 4 - 4.2 mm; plain; snap-on type; violet
 <b>Item No.: 2009-114</b> WMB-Inline; for Smart Printer; 2000 pieces on roll; stretchable 4 - 4.2 mm; plain; snap-on type; white	 <b>Item No.: 2009-114/000-002</b> WMB-Inline; for Smart Printer; 2000 pieces on roll; stretchable 4 - 4.2 mm; plain; snap-on type; yellow		

1.1.3 Terminal blocks

1.1.3.1 Carrier terminal block

 <b>Item No.: 280-531</b> Double-deck terminal block; for DIN-rail 35 x 15 and 35 x 7.5; 2.5 mm <sup>2</sup> ; CAGE CLAMP®; 2,50 mm <sup>2</sup> ; blue/gray	 <b>Item No.: 280-514</b> Double-deck terminal block; for DIN-rail 35 x 15 and 35 x 7.5; 2.5 mm <sup>2</sup> ; CAGE CLAMP®; 2,50 mm <sup>2</sup> ; gray/gray	 <b>Item No.: 280-528</b> Double-deck terminal block; for DIN-rail 35 x 15 and 35 x 7.5; 2.5 mm <sup>2</sup> ; CAGE CLAMP®; 2,50 mm <sup>2</sup> ; gray/gray	 <b>Item No.: 280-532</b> Double-deck terminal block; with additional jumper position on lower level; for DIN-rail 35 x 15 and 35 x 7.5; 2.5 mm <sup>2</sup> ; CAGE CLAMP®; 2,50 mm <sup>2</sup> ; blue/gray
 <b>Item No.: 280-891</b> Double-deck terminal block; with additional jumper position on lower level; for DIN-rail 35 x 15 and 35 x 7.5; 2.5 mm <sup>2</sup> ; CAGE CLAMP®; 2,50 mm <sup>2</sup> ; gray/gray	 <b>Item No.: 280-510</b> Triple-deck terminal block; for DIN-rail 35 x 15 and 35 x 7.5; 2.5 mm <sup>2</sup> ; CAGE CLAMP®; 2,50 mm <sup>2</sup> ; green-yellow/blue/gray	 <b>Item No.: 280-889</b> Triple-deck terminal block; with additional jumper position on lower level; for DIN-rail 35 x 15 and 35 x 7.5; 2.5 mm <sup>2</sup> ; CAGE CLAMP®; 2,50 mm <sup>2</sup> ; gray/gray/gray	



1.1.3.2 Carrier terminal block for modules and plugs



**Item No.: 281-917**  
2-conductor carrier terminal block; for DIN-rail 35 x 15 and 35 x 7.5; 4 mm<sup>2</sup>; CAGE CLAMP®; 4,00 mm<sup>2</sup>; blue



**Item No.: 281-916**  
2-conductor carrier terminal block; for DIN-rail 35 x 15 and 35 x 7.5; 4 mm<sup>2</sup>; CAGE CLAMP®; 4,00 mm<sup>2</sup>; gray



**Item No.: 281-610**  
3-conductor carrier terminal block; for DIN-rail 35 x 15 and 35 x 7.5; 4 mm<sup>2</sup>; CAGE CLAMP®; 4,00 mm<sup>2</sup>; gray



**Item No.: 281-656**  
4-conductor carrier terminal block; for DIN-rail 35 x 15 and 35 x 7.5; 4 mm<sup>2</sup>; CAGE CLAMP®; 4,00 mm<sup>2</sup>; gray

1.1.3.3 Double-deck terminal block



**Item No.: 280-531**  
Double-deck terminal block; for DIN-rail 35 x 15 and 35 x 7.5; 2.5 mm<sup>2</sup>; CAGE CLAMP®; 2,50 mm<sup>2</sup>; blue/gray



**Item No.: 280-514**  
Double-deck terminal block; for DIN-rail 35 x 15 and 35 x 7.5; 2.5 mm<sup>2</sup>; CAGE CLAMP®; 2,50 mm<sup>2</sup>; gray/gray



**Item No.: 280-528**  
Double-deck terminal block; for DIN-rail 35 x 15 and 35 x 7.5; 2.5 mm<sup>2</sup>; CAGE CLAMP®; 2,50 mm<sup>2</sup>; gray/gray



**Item No.: 280-532**  
Double-deck terminal block; with additional jumper position on lower level; for DIN-rail 35 x 15 and 35 x 7.5; 2.5 mm<sup>2</sup>; CAGE CLAMP®; 2,50 mm<sup>2</sup>; blue/gray



**Item No.: 280-891**  
Double-deck terminal block; with additional jumper position on lower level; for DIN-rail 35 x 15 and 35 x 7.5; 2.5 mm<sup>2</sup>; CAGE CLAMP®; 2,50 mm<sup>2</sup>; gray/gray

1.1.3.4 Triple-deck terminal block

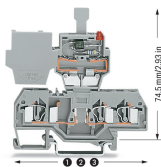


**Item No.: 280-510**  
Triple-deck terminal block; for DIN-rail 35 x 15 and 35 x 7.5; 2.5 mm<sup>2</sup>; CAGE CLAMP®; 2,50 mm<sup>2</sup>; green-yellow/blue/gray



**Item No.: 280-889**  
Triple-deck terminal block; with additional jumper position on lower level; for DIN-rail 35 x 15 and 35 x 7.5; 2.5 mm<sup>2</sup>; CAGE CLAMP®; 2,50 mm<sup>2</sup>; gray/gray/gray

Installation Notes



**Length of carrier terminal blocks with a fuse plug:**  
73.5 mm / 2.89 inch für 281-610

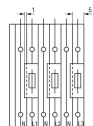
## Testing



Using fuse plugs with rail-mount terminal blocks for control circuit protection is highly advantageous because the function and wiring levels are separated:

- No additional cost for assembly and wiring
  - No risk of accidental contact with live parts when disconnecting the fuse plug
  - The fuse plug is completely separated from the carrier terminal block when replacing a fuse – away from current carrying parts
  - The fuse plug can be removed by service personnel
  - No unintentional reclosing of the circuit by another person
  - Quickly exchange a fuse by using a prepared "stand-by plug"
- Fuse plug features for quick and safe applications:

- Optional LED indicates blown fuse
- Top-of-unit marking slot provides clear carrier terminal block identification
- Two test slots with touch contacts
- Terminal blocks/plugs provide high-density wiring in a width of just 6 mm
- May be used as a disconnect plug in combination with a shorting link



Open side of terminal block left

When a corresponding neutral circuit is adjacent to the fuse plug, a 5 mm wide space-saving terminal block may be used as a 6 mm fuse plug may overlap the terminal block (see diagram).

For example, 5 mm (0.197 inch) wide carrier terminal blocks can be used with an end plate.