


MLF2012A3R9JT000



<b>Applications</b>	Commercial Grade
<b>Feature</b>	<div style="border: 1px solid black; padding: 2px; display: inline-block; margin-bottom: 2px;">No Directivity</div> No Directivity <div style="border: 1px solid black; padding: 2px; display: inline-block; margin-bottom: 2px;">Multilayer</div> Multilayer <div style="border: 1px solid black; padding: 2px; display: inline-block; margin-bottom: 2px;">Shield</div> Magnetic Shield <div style="border: 1px solid black; padding: 2px; display: inline-block; margin-bottom: 2px;">Ferrite Core</div> Ferrite Core
<b>Series   Type</b>	MLF
<b>Status</b>	Production
<b>Brand</b>	TDK



Size	
Length(L)	2.00mm ±0.20mm
Width(W)	1.25mm ±0.20mm
Thickness   Height	1.25mm ±0.20mm
Recommended Land Pattern (A)	0.80mm Nom.
Recommended Land Pattern (B)	1.00mm Nom.
Recommended Land Pattern (C)	1.20mm Nom.

Electrical Characteristics	
Inductance	3.9µH ±5% at 10MHz
Rated Current (L Change) [Typ.]	
Rated Current (L Change) [Max.]	30mA
Rated Current (Temperature Rise) [Typ.]	
Rated Current (Temperature Rise) [Max.]	
DC Resistance [Typ.]	300mΩ
DC Resistance [Max.]	650mΩ
Rated Voltage [Max.]	
Self Resonant Frequency [Min.]	55MHz
Self Resonant Frequency [Typ.]	80MHz
Q [Min.]	45 at 10MHz
Q [Typ.]	70 at 10MHz

Other	
Operating Temp. Range (Including Self-Temp. Rise)	-55 to 125°C
Soldering Method	Reflow Iron Soldering
AEC-Q200	NO
Packing	Embossed (Plastic)Taping [180mm Reel]

! Images are for reference only and show exemplary products.  
 ! This PDF document was created based on the data listed on the TDK Corporation website.  
 ! All specifications are subject to change without notice.

MLF2012A3R9JT000



---

Package Quantity	2000pcs
------------------	---------

---

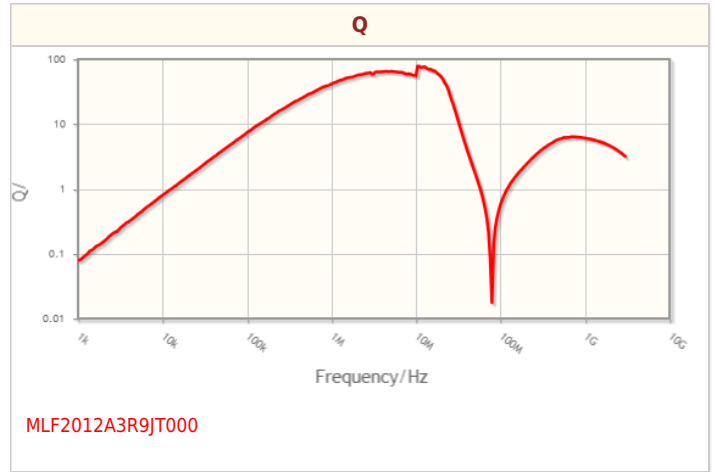
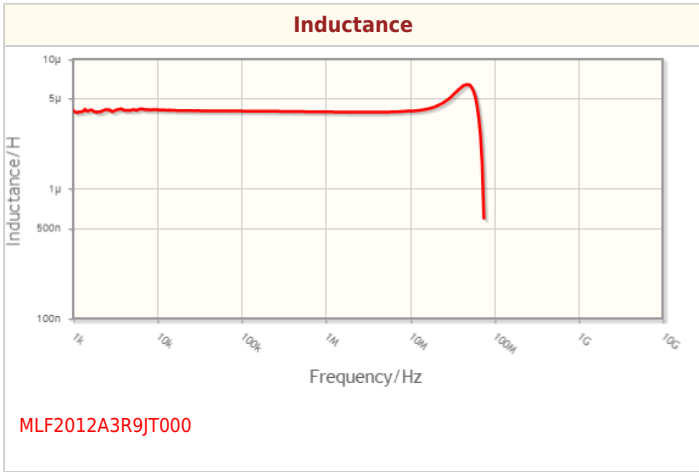
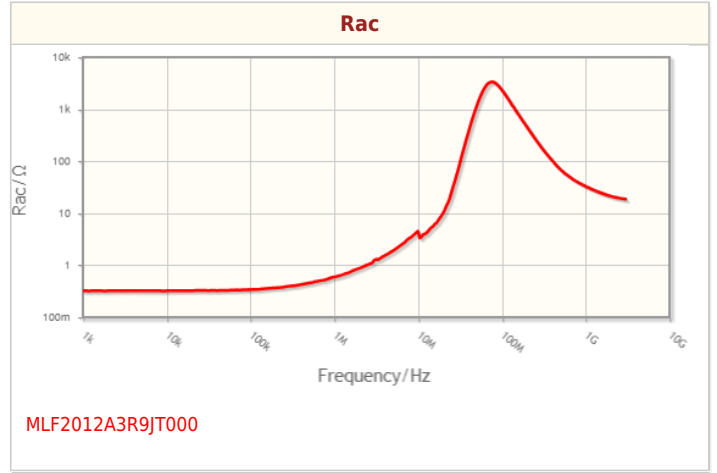
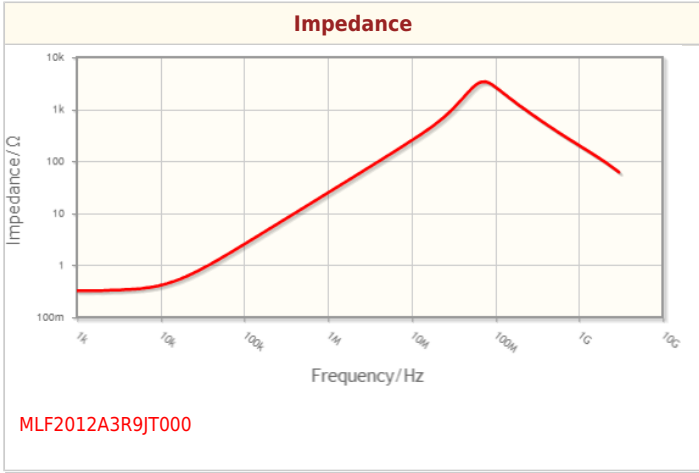
Weight	0.014g
--------	--------

---

MLF2012A3R9JT000



Characteristic Graphs(This is reference data, and does not guarantee the products characteristics.)



! Images are for reference only and show exemplary products.  
! This PDF document was created based on the data listed on the TDK Corporation website.  
! All specifications are subject to change without notice.

MLF2012A3R9JT000



## Associated Images

