

# VC-AMLV 8 - Contact insert

1884885

<https://www.phoenixcontact.com/us/products/1884885>



Please be informed that the data shown in this PDF document is generated from our online catalog. Please find the complete data in the user documentation. Our general terms of use for downloads are valid.



Contact insert, Range of articles: VARIOCON, color: light grey, number of positions: 8, rated voltage: 160, rated current: 10 A, Connection method: PCB connection, Contact connection type: Pin, Connectors may only be connected/disconnected when under no load.

## Your advantages

- Proven COMBICON technology
- Direct PCB connection
- Can be keyed to prevent incorrect connection

## Commercial data

Item number	1884885
Packing unit	50 pc
Minimum order quantity	1 pc
Sales key	AB01
Product key	ABLACA
Catalog page	Page 27 (C-2-2013)
GTIN	4017918170769
Weight per piece (including packing)	5.38 g
Weight per piece (excluding packing)	4.823 g
Customs tariff number	85369010
Country of origin	PL

# VC-AMLV 8 - Contact insert

1884885

<https://www.phoenixcontact.com/us/products/1884885>



## Technical data

### Notes

General	Connectors may only be connected/disconnected when under no load.
---------	---

### Safety note

Safety note	<p>WARNING: The connectors may not be plugged in or disconnected under load. Ignoring the warning or improper use may damage persons and/or property.</p> <ul style="list-style-type: none"><li>• WARNING: Commission properly functioning products only. The products must be regularly inspected for damage. Decommission defective products immediately. Replace damaged products. Repairs are not possible.</li><li>• WARNING: Only electrically qualified personnel may install and operate the product. They must observe the following safety notes. The qualified personnel must be familiar with the basics of electrical engineering. They must be able to recognize and prevent danger. The relevant symbol on the packaging indicates that only personnel familiar with electrical engineering are allowed to install and operate the product.</li><li>• The products are suitable for applications in plant, controller, and electrical device engineering.</li><li>• When operating the connectors in outdoor applications, they must be separately protected against environmental influences.</li><li>• Assembled products may not be manipulated or improperly opened.</li><li>• Only use mating connectors that are specified in the technical data of the standards listed (e.g. the ones listed in the product accessories online at <a href="https://www.phoenixcontact.com/products">phoenixcontact.com/products</a>).</li><li>• When using the product in direct connection with third-party manufacturers, the user is responsible.</li><li>• For operating voltages &gt; 50 V AC, conductive connector housings must be grounded</li><li>• Ensure that the protective or functional ground has been properly connected.</li><li>• VDE 0100/1.97 § 411.1.3.2 and DIN EN 60 204/11.98 § 14.1.3 are applicable when combining several circuits in a cable and/or connector</li><li>• Observe the corresponding technical data. You will find information:<ul style="list-style-type: none"><li>o On the product</li><li>o On the packing label</li><li>o In the supplied documentation</li><li>o Online at <a href="https://www.phoenixcontact.com/products">phoenixcontact.com/products</a> under the product</li></ul></li><li>• Only use tools recommended by Phoenix Contact</li><li>• The installation notes/Design In documents online on the download page at <a href="https://www.phoenixcontact.com/products">phoenixcontact.com/products</a> must be observed for this product.</li><li>• Use a protective cap to protect connectors that are not in use. The suitable accessories are available online in the accessory section of the product at <a href="https://www.phoenixcontact.com/products">phoenixcontact.com/products</a></li><li>• Operate the connector only when it is fully plugged in.</li></ul>
-------------	--

# VC-AMLV 8 - Contact insert

1884885

<https://www.phoenixcontact.com/us/products/1884885>



	• Ensure that when laying the cable, the tensile load on the connectors does not exceed the upper limit specified in the standards.
	• Observe the minimum bending radius of the cable. Lay the cable without twisting it.
	• The connector warms up in normal operation. Depending on the ambient conditions, the surface of the connector can continue to warm up. In this case, the user is responsible for posting warnings (e.g. DIN EN ISO 13732-1:2008-12).

### Product properties

Product type	Contact insert
Product family	VARIOCON
Series	VC-M
Number of positions	8
Number of module slots	1

### Insulation characteristics

Degree of pollution	3
---------------------	---

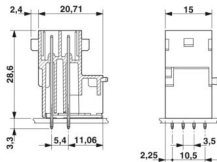
### Electrical properties

Rated voltage (II/2)	320 V
Rated voltage (III/2)	160 V
Rated voltage (III/3)	160 V
Nominal voltage ATD	160
Rated surge voltage	2.5 kV
	2.5 kV
Rated current	10 A
	10 A

### Connection data

Connection method	PCB connection
-------------------	----------------

### Dimensions

Dimensional drawing	
Width	15 mm
Height	23.1 mm
Length	28.6 mm
Hole diameter	1.2 mm

### Material specifications

Color	light grey
-------	------------

# VC-AMLV 8 - Contact insert



1884885

<https://www.phoenixcontact.com/us/products/1884885>

Color of the housing part	gray
Material Housing	PA
Material Contact carrier	PA 6.6
Material Contact	CuMg
Flammability rating according to UL 94	V0
Contact surface material	tin-plated

## Mechanical properties

### Mechanical data

Insertion/withdrawal cycles	≥ 100
-----------------------------	-------

## Environmental and real-life conditions

### Ambient conditions

Ambient temperature (operation)	-40 °C ... 100 °C
---------------------------------	-------------------

# VC-AMLV 8 - Contact insert

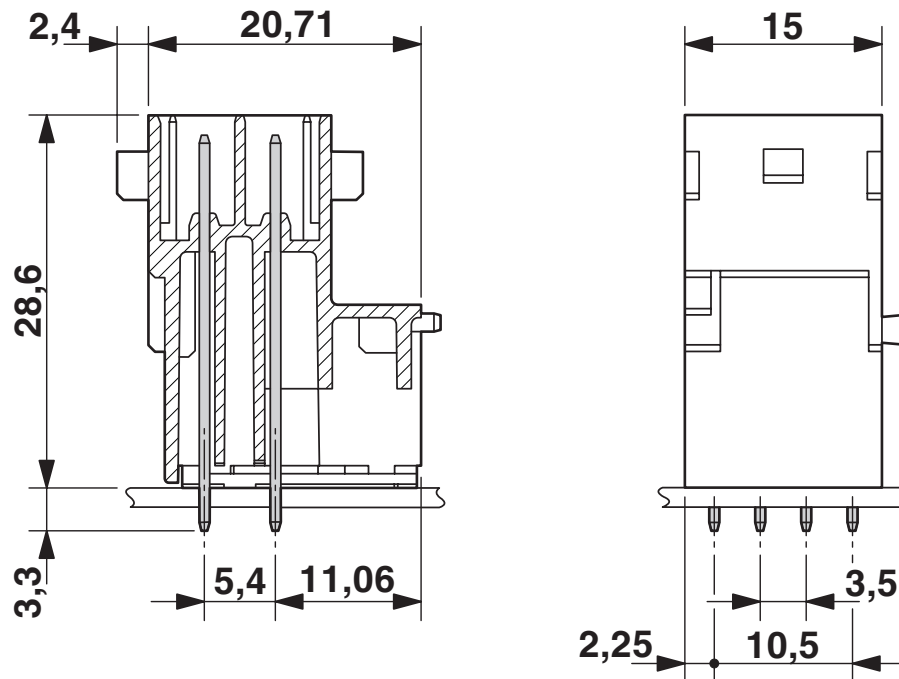
1884885

<https://www.phoenixcontact.com/us/products/1884885>

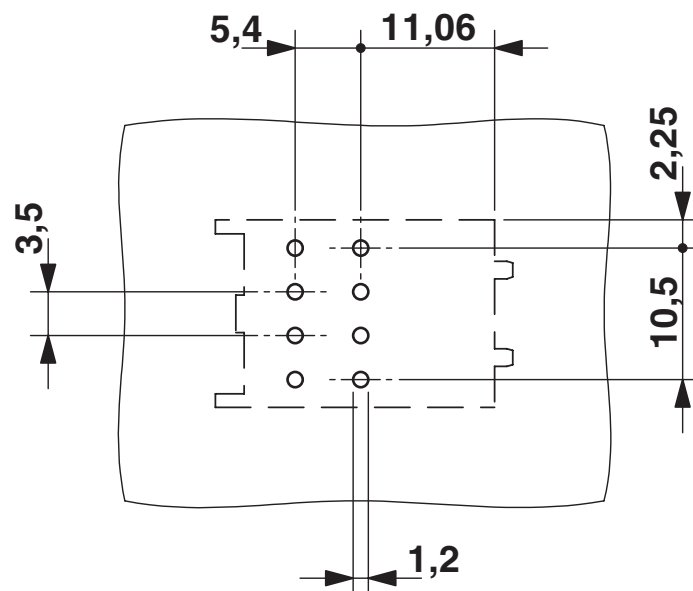


## Drawings

Dimensional drawing



Drilling plan/solder pad geometry



# VC-AMLV 8 - Contact insert




1884885

<https://www.phoenixcontact.com/us/products/1884885>

## Approvals

To download certificates, visit the product detail page: <https://www.phoenixcontact.com/us/products/1884885>

 <b>UL Recognized</b> Approval ID: E118976	Nominal voltage $U_N$	Nominal current $I_N$	Cross section AWG	Cross section $\text{mm}^2$
	250 V	8 A	-	-

# VC-AMLV 8 - Contact insert



1884885

<https://www.phoenixcontact.com/us/products/1884885>

## Classifications

### ECLASS

ECLASS-13.0	27440192
-------------	----------

### ETIM

ETIM 9.0	EC003557
----------	----------

### UNSPSC

UNSPSC 21.0	39121400
-------------	----------

# VC-AMLV 8 - Contact insert



1884885

<https://www.phoenixcontact.com/us/products/1884885>

## Environmental product compliance

EU RoHS	
Fulfills EU RoHS substance requirements	Yes, No exemptions
China RoHS	
Environment friendly use period (EFUP)	EFUP-E
	No hazardous substances above the limits
EU REACH SVHC	
REACH candidate substance (CAS No.)	No substance above 0.1 wt%

Phoenix Contact 2025 © - all rights reserved  
<https://www.phoenixcontact.com>

Phoenix Contact USA  
586 Fulling Mill Road  
Middletown, PA 17057, United States  
(+717) 944-1300  
[info@phoenixcon.com](mailto:info@phoenixcon.com)