CMD69273P

Low PIM 2-Port MIMO Ceiling Mount Antenna 698-960 MHz / 1710-2700 MHz

The CMD69273P, using patent-pending technology, is an indoor broadband low PIM 2-port MIMO omnidirectional ceiling mount antenna. It is designed to provide pattern coverage optimized for indoor requirements at 698-960 MHz and 1710-2700 MHz frequency bands. The individual antenna elements are designed with linear H/V-polarization components oriented to radiate a pattern that has been specifically shaped to deliver optimal performance from a ceiling mount location.

FEATURES AND BENEFITS

- Mounts directly and easily to ceiling tile
- Two radiating elements optimized for indoor MIMO applications
- Low cross correlation between radiating elements
- Low passive intermodulation
- Complete cellular and 3G/4G data communications
- Full Plenum rating allows for above-ceiling installations

ELECTRICAL SPECIFICATIONS

Operating Frequency (MHz)	698-806	824-894	880-960	1710-1880	1850-1990	1910-2170	2300-2500	2500-2700
VSWR – Avg	<1.7:1	<1.7:1	<1.7:1	<1.8:1	<1.7:1	<1.7:1	<1.5:1	<1.5:1
VSWR - Max	2.0:1							
Gain – Min (dBi)	3.1	3.1	2.8	5.9	4.5	4.3	5.9	6.9
Gain Horizon 30° – Max (dBi)	3.9	3.8	3.5	6.8	5.1	4.7	6.3	7.4
PIM - 2x20W – Typ (dBi)	< -154			< -155				
PIM - 2x20W – Max (dBi)	< -150							
Efficiency (%)								
Isolation – 2 (dB)	< -20	< -22	< -18	< -26	< -25	< -22	< -20	< -20
Nominal Impedance (Ohms)	-50							
Max Power - Ambient 25°C (W)	50							
Power Handling (W)								
Polarization	Linear H/V for each Radiator							
Azimuth Beamwidth	Omnidirectional							

Downloaded from Arrow.com.

MECHANICAL SPECIFICATIONS	
Dimensions – diameter x height – mm (in.)	218.7 (8.61) x 43.5 (1.71)
Weight – kg (oz.)	0.41 (14.46)
Radome	PC /ABS, UV stable
Mounting	Ceiling mount (flush mount with screws and anchors)

ENVIRONMENT SPECIFICATIONS	
Operating Temperature – °C (°F)	-30 to +70°C (-22 to +158°F)
Storage Temperature – °C (°F)	-40 to +85°C (-40 to +185°F)
Flammability Rating	UL 94V0 Materials
Material Substance Compliance	RoHS Compliant
Standard for Safety: Information Technology Equipment	UL/CSA/EN/IEC/CB-Scheme 60950-1 Listed
Standard for Safety: Fire and Smoke (Plenum)*	UL 2043 Certified

* Antenna (with cables) – fully Plenum-compliant

CONFIGURATION

PART NUMBER	CABLE LENGTH	CONNECTOR
CMD69273P-FNF	N/A (direct connect)	Dual Type N-female
CMD69273P-30NF	Dual 30 cm (12 in.)	Dual Type N-female
CMD69273P-46NF	Dual 46 cm (18 in.)	Dual Type N-female
CMD69273P-30D41F	Dual 30 cm (12 in.)	Dual 4.1-9.5 DIN female
CMD69273P-30D43F	Dual 30 cm (12 in.)	Dual 4.3-10 DIN female

RADIATION PATTERNS

698 MHz

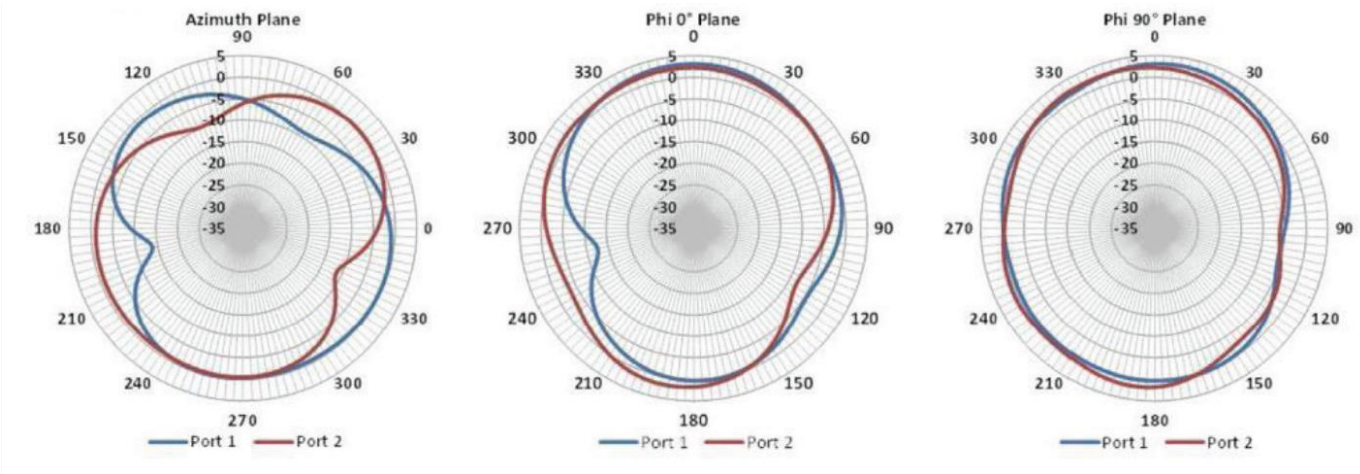

Downloaded from Arrow.com.

880 MHz

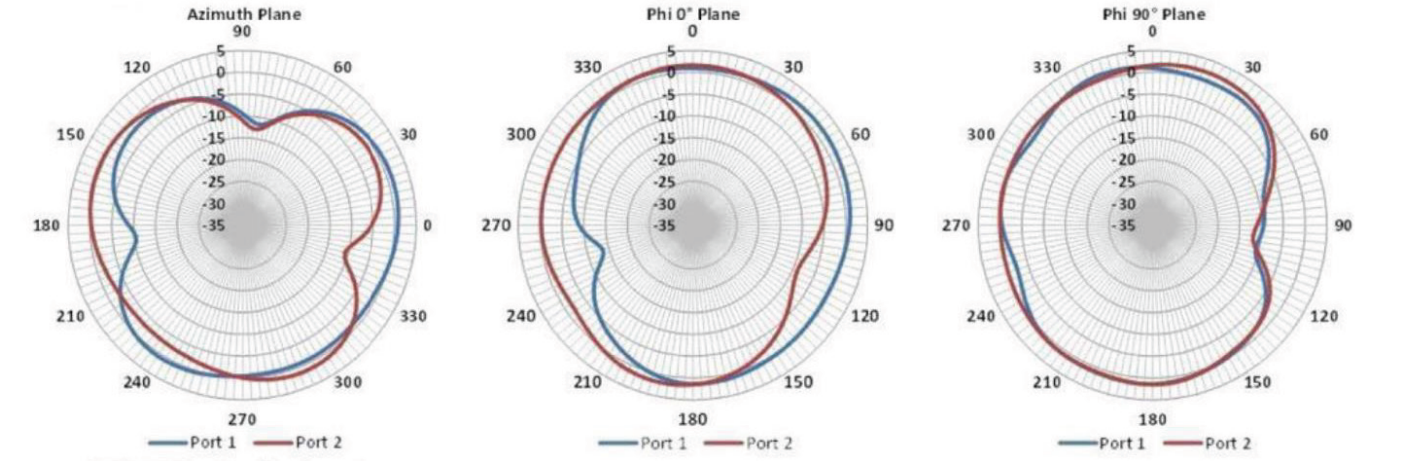

960 MHz

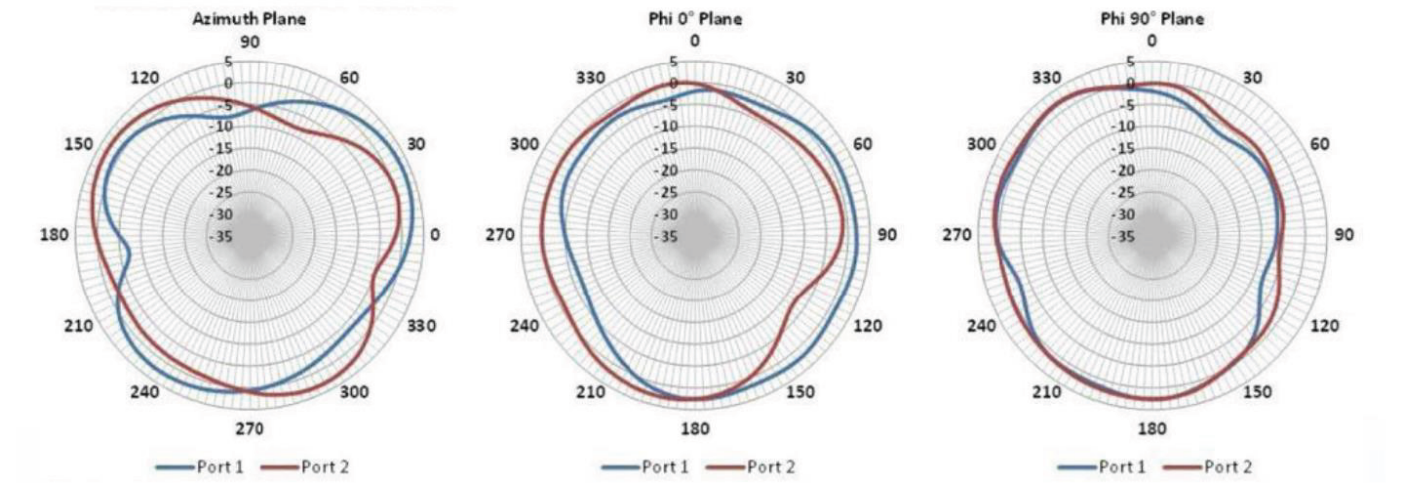

1710 MHz

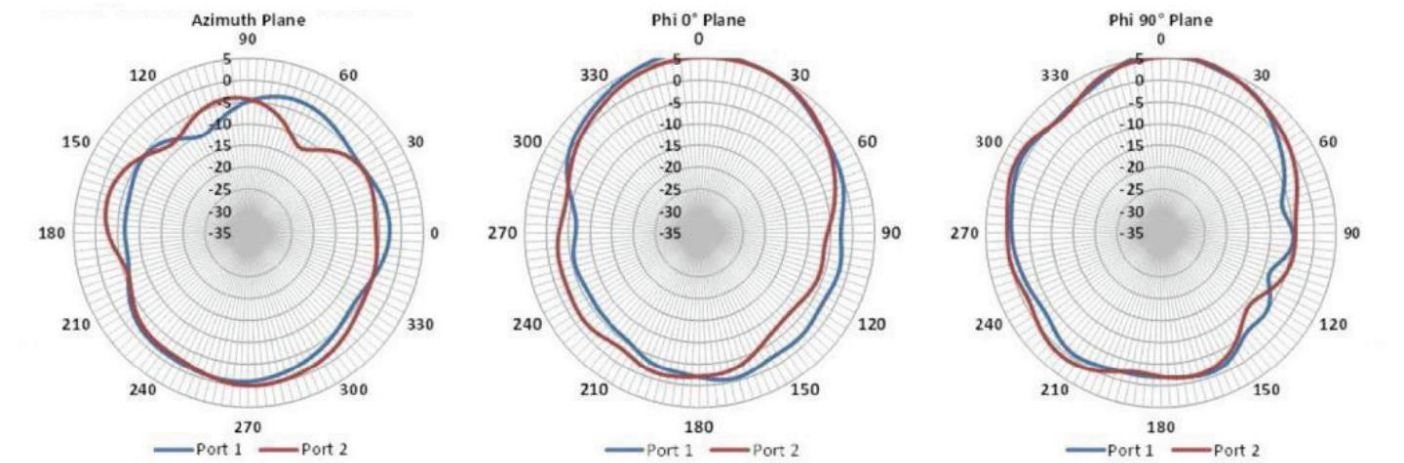

Downloaded from Arrow.com.

1950 MHz

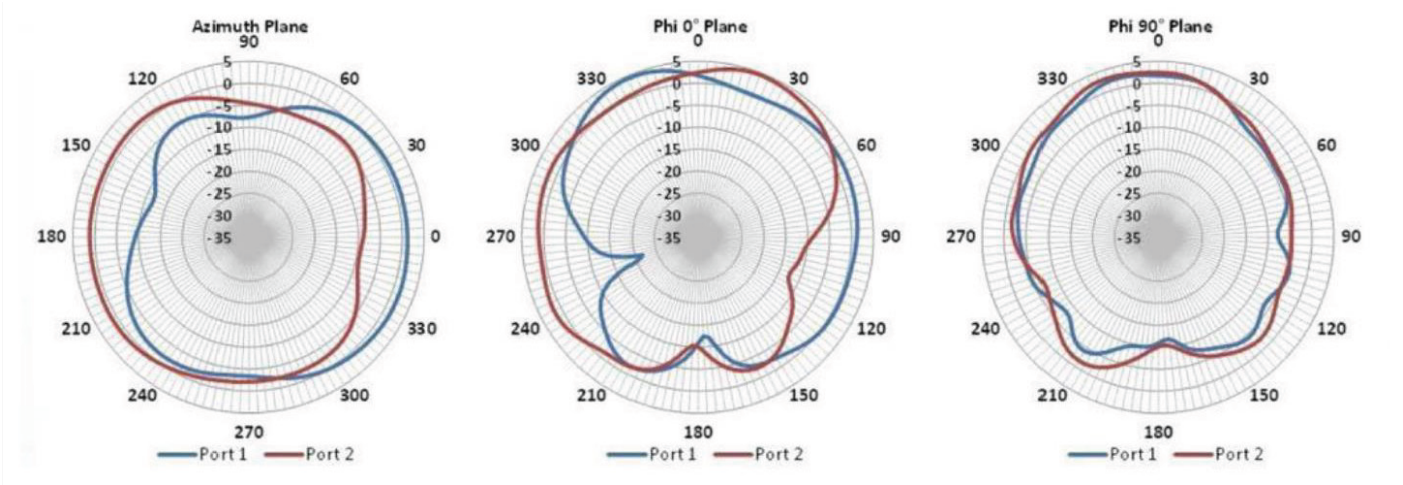

2170 MHz

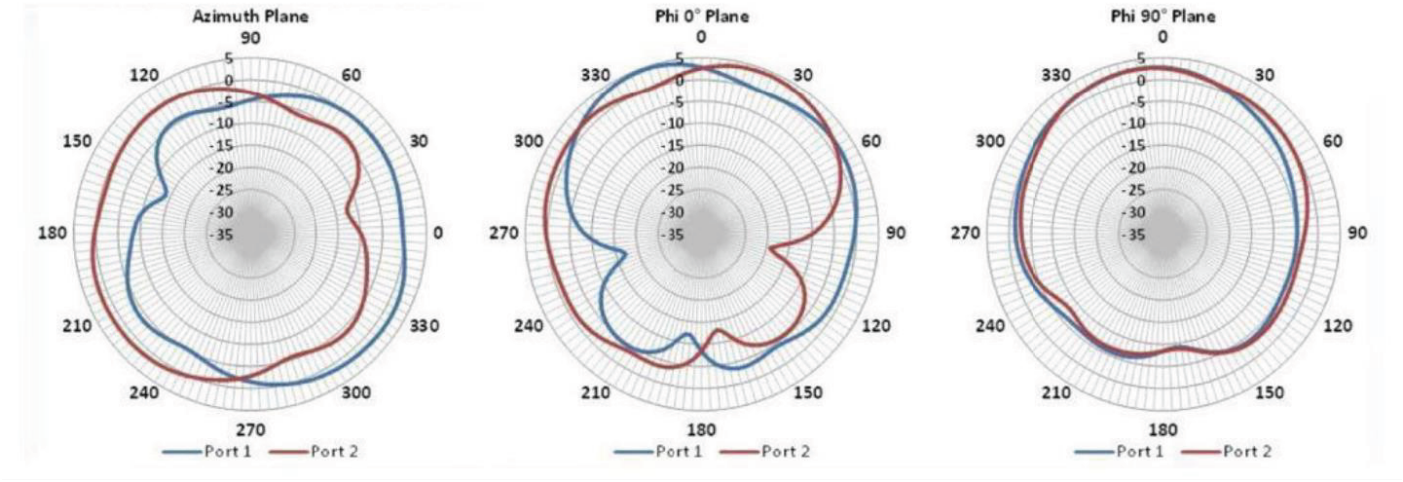

2700 MHz

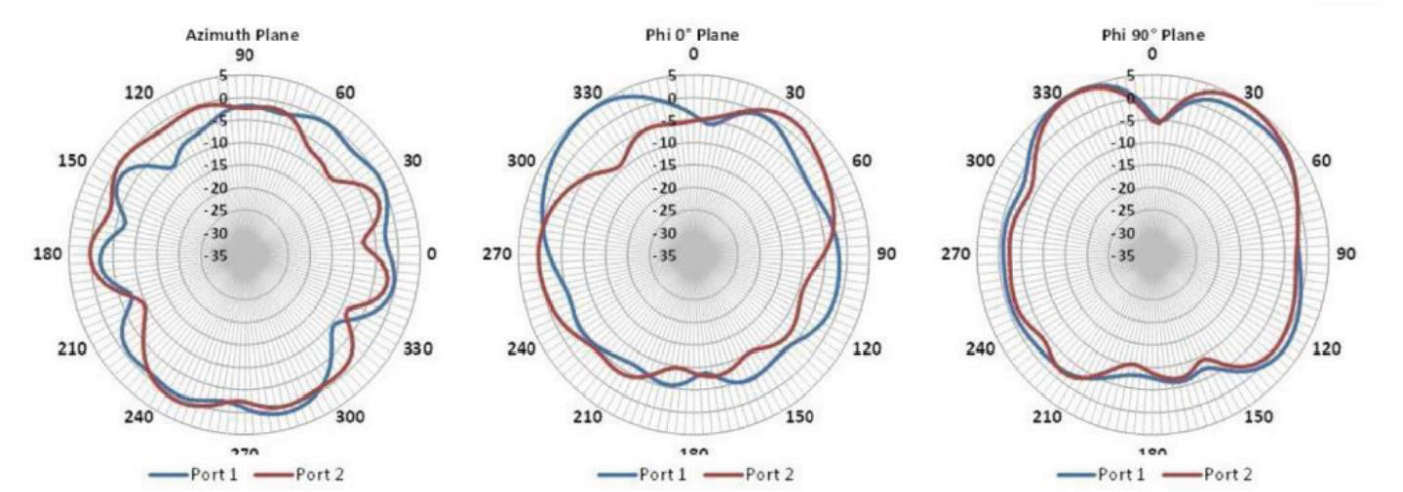

Downloaded from Arrow.com.

TE TECHNICAL SUPPORT CENTER

USA:	+1 (800) 522-6752
Canada:	+1 (905) 475-6222
Mexico:	+52 (0) 55-1106-0800
Latin/S. America:	+54 (0) 11-4733-2200
Germany:	+49 (0) 6251-133-1999
UK:	+44 (0) 800-267666
France:	+33 (0) 1-3420-8686
Netherlands:	+31 (0) 73-6246-999
China:	+86 (0) 400-820-6015

te.com

TE, TE Connectivity, TE connectivity (logo), and EVERY CONNECTION COUNTS are trademarks owned or licensed by the TE Connectivity plc family of companies. Other product names, logos, and company names mentioned herein may be trademarks of their respective owners.

While TE has made every reasonable effort to ensure the accuracy of the information in this document, TE does not guarantee that it is error-free, nor does TE make any other representation, warranty or guarantee that the information is accurate, complete, correct, reliable or current. TE reserves the right to make any adjustments to the information contained herein at any time without notice. TE EXPRESSLY DISCLAIMS ALL IMPLIED WARRANTIES REGARDING THE INFORMATION CONTAINED HEREIN, INCLUDING, BUT NOT LIMITED TO, ANY IMPLIED WARRANTIES OF MERCHANTABILITY OR FITNESS FOR A PARTICULAR PURPOSE. In no event will TE be liable for any direct, indirect, incidental, special or consequential damages arising from or related to recipient's use of the information. It is the sole responsibility of recipient of this information to verify the results of this information using their engineering and product environment. Recipient assumes any and all risks associated with the use of the information. Antenna performance may vary. TE is a component manufacturer, and customer and/or end-user is responsible for all end-use compliance and regulatory requirements.

©2025 TE Connectivity. All Rights Reserved.

05/25 Original

Downloaded from Arrow.com.