Data Sheet | Item Number: 2007-8807

2-conductor ground terminal block; 6 mm²; with touch-proof test socket; for 4 mm Ø test plugs; side and center marking; for DIN-rail 35 x 15 and 35 x 7.5; Push-in CAGE CLAMP®; 6,00 mm²; green-yellow

https://www.wago.com/2007-8807



Color: green-yellow

Ground terminal block, 2007 Series, Push-in CAGE CLAMP®

Connect conductors quickly and easily with this ground terminal block (item number 2007-8807). Conductors should only be connected to this ground terminal block if their strip length is between 13 and 15 mm . This product incorporates conductor terminals and utilizes Push-in CAGE CLAMP®. Push-in CAGE CLAMP® connection technology is ideal for connecting all conductor types. Solid and fine-stranded conductors with ferrules can be pushed in without the need for tools—all thanks to its pluggable design. Depending on the type of conductor, this ground terminal block is designed for conductor cross sections ranging from 0.5 mm² to 10 mm².

Electrical data

General information

Wiring direction	Front-entry wiring

Connection Data

Clamping units	2
Total number of potentials	1
Number of levels	1
Number of jumper slots	2

Connection 1

Connection technology	Push-in CAGE CLAMP®
Actuation type	Operating tool
Connectable conductor materials	Copper
Nominal cross-section	6 mm² / 10 AWG
Solid conductor	0.5 … 10 mm² / 20 … 8 AWG
Solid conductor; push-in termination	1 … 10 mm² / 14 … 8 AWG
Fine-stranded conductor	0.5 … 10 mm² / 20 … 8 AWG
Fine-stranded conductor; with insulated ferrule	0.5 … 6 mm² / 20 … 10 AWG
Fine-stranded conductor; with uninsulated ferrule	1.5 … 6 mm² / 16 … 10 AWG
Fine-stranded conductor; with ferrule; push-in termination	2.5 … 6 mm² / 16 … 10 AWG
Strip length	13 … 15 mm / 0.51 … 0.59 inches
Wiring direction	Front-entry wiring

Downloaded from Arrow.com.

Physical data

Width	8 mm / 0.315 inches
Height	99.6 mm / 3.921 inches
Depth from upper-edge of DIN-rail	46.8 mm / 1.843 inches

Mechanical data

Mounting type	DIN-35 rail
Marking level	Center/side marking

Material data

Note (material data)	Information on material specifications can be found here
Color	green-yellow
Material group	I
Insulation material (main housing)	Polyamide (PA66)
Flammability class per UL94	V0
Fire load	0.323 MJ
Weight	29.8 g
Test socket color	orange

Environmental requirements

Processing temperature	-35 ... +85 °C
Continuous operating temperature	-60 ... +105 °C

Environmental Testing

Test specification: Railway applications – Rolling stock – Electronic equipment	DIN EN 50155 (VDE 0115-200):2022-06
Test procedure: Railway applications – Rolling stock equipment – Vibration and shock tests	DIN EN 61373 (VDE 0115-0106):2011-04
Spectrum/Mounting location	Service life test, Category 1, Class A/B
Functional test with noise-like oscillations	Test passed according to Section 8 of the standard
Frequency	f_1 = 5 Hz to f_2 = 150 Hz
Acceleration	0.101g (highest test level used for all axes)
Test duration per axis	10 min.
Test directions	X, Y and Z axes
Monitoring of contact faults and interruptions	Passed
Voltage drop measurement before and after each axis	Passed
Simulated service life test through increased levels of noise-like oscillations	Test passed according to Section 9 of the standard
Frequency	f_1 = 5 Hz to f_2 = 150 Hz
Acceleration	0.572g (highest test level used for all axes)
Test duration per axis	5 h
Test directions	X, Y and Z axes
Extended testing: Monitoring of contact faults and interruptions	Passed
Extended testing: Voltage drop measurement before and after each axis	Passed
Shock test	Test passed according to Section 10 of the standard
Shock pulse form	Half sine
Acceleration	5g (highest test level used for all axes)
Shock duration	30 ms
Number of shocks (per axis)	3 pos. und 3 neg.
Test directions	X, Y and Z axes

Downloaded from Arrow.com.

Environmental Testing

Extended testing: Monitoring of contact faults and interruptions	Passed
Extended testing: Voltage drop measurement before and after each axis	Passed
Vibration and shock stress for rolling stock equipment	Passed

Commercial data

Product Group	22 (TOPJOB S)
PU (SPU)	20 pcs
Packaging type	Box
Country of origin	CN
GTIN	4055143074773
Customs tariff number	85369010000

Product Classification

UNSPSC	39121410
eCl@ss 10.0	27-14-11-41
eCl@ss 9.0	27-14-11-41
ETIM 9.0	EC000901
ETIM 10.0	EC000901
ECCN	NO US CLASSIFICATION

Environmental Product Compliance

CAS-No.	7439-92-1
REACH Candidate List Substance	Lead
RoHS Compliance Status	Compliant,With Exemption
RoHS Exemption	6(c)
SCIP notification number (Austria)	03d68a7a-d7ef-4f83-94d6-4d1418a1453d
SCIP notification number (Belgium)	6498ce9a-796f-47ad-8e6c-9438503d73d0
SCIP notification number (Bulgaria)	035ee86e-5d02-4d7e-9552-a40048c743c8
SCIP notification number (Czech Republic)	55e428d3-73ca-4e19-91eb-74a788ee92a4
SCIP notification number (Denmark)	c1ea4c29-e7cd-4fc1-a86b-ebe51e77a5b4
SCIP notification number (Finland)	a7e1278e-988c-40f9-bd7f-0c1d8c25f14d
SCIP notification number (France)	86321ce1-49fa-4162-92e3-c16a12ac4655
SCIP notification number (Germany)	5f3ccb16-e664-4434-87fc-184a307d6770
SCIP notification number (Hungary)	3d90613d-2627-4c31-8a62-3caabc4471bb
SCIP notification number (Italy)	3a91f187-4f5c-48f8-8694-cfbc9bc59fe2
SCIP notification number (Netherlands)	f03fd20f-37ec-4965-ac7e-d929719b057e
SCIP notification number (Poland)	fdb9fc88-cd8f-4177-82aa-77eec7c1d521
SCIP notification number (Romania)	1f5e193f-a255-4cd7-a992-efc1b879d049
SCIP notification number (Sweden)	e5be42f6-ecd3-4cbf-a4e8-5a509ca3a74a

Continued on next page
Downloaded from Arrow.com.

Approvals / Certificates

General approvals

Approval	Standard	Certificate Name
CCA DEKRA Certification B.V.	EN 60947	NTR NL-8021
CSA DEKRA Certification B.V.	C22.2 No. 158	70009679
DEKRA DEKRA Certification B.V.	EN 60947	71-132596
KEMA/KEUR DEKRA Certification B.V.	EN 60947	71-131652
UL UL International Germany GmbH	UL 1059	E45172

Declarations of conformity and manufacturer's declarations

Approval	Standard	Certificate Name
EU-Declaration of Conformity WAGO GmbH & Co. KG	-	-
Railway WAGO GmbH & Co. KG	-	Railway Ready
UK-Declaration of Conformity WAGO GmbH & Co. KG	-	-

Approvals for marine applications

Approval	Standard	Certificate Name
DNV GL Det Norske Veritas, Germanischer Lloyd	-	TAE00001V2
PRS Polski Rejestr Statków	-	TE/1094/880590/23

Downloads

Environmental Product Compliance

Compliance Search

Environmental Product Compliance 2007-8807

Documentation

Bid Text

2007-8807	17.04.2019	xml 3.84 KB	
2007-8807	17.04.2019	docx 15.21 KB	

Downloaded from Arrow.com.

CAD/CAE-Data

CAD data	CAE data
2D/3D Models 2007-8807	EPLAN Data Portal 2007-8807
	WSCAD Universe 2007-8807
	ZUKEN Portal 2007-8807

1 Compatible Products

1.1 Required Accessories

1.1.1 End plate

1.1.1.1 End plate

Item No.: 2007-8893
End plate; 1.5 mm thick; with lock-out seal option; gray

Item No.: 2007-8894
End plate; 1.5 mm thick; with lock-out seal option; orange

Item No.: 2007-8891
End plate; 1.5 mm thick; without lock-out seal option; gray

Item No.: 2007-8892
End plate; 1.5 mm thick; without lock-out seal option; orange

1.2 Optional Accessories

1.2.1 DIN-rail

1.2.1.1 Mounting accessories

Item No.: 210-196
Aluminum carrier rail; 35 x 8.2 mm; 1.6 mm thick; 2 m long; unslotted; similar to EN 60715; silver-colored

Item No.: 210-198
Copper carrier rail; 35 x 15 mm; 2.3 mm thick; 2 m long; unslotted; according to EN 60715; copper-colored

Item No.: 210-197
Steel carrier rail; 35 x 15 mm; 1.5 mm thick; 2 m long; slotted; similar to EN 60715; silver-colored

Item No.: 210-114
Steel carrier rail; 35 x 15 mm; 1.5 mm thick; 2 m long; unslotted; similar to EN 60715; silver-colored

Item No.: 210-118
Steel carrier rail; 35 x 15 mm; 2.3 mm thick; 2 m long; unslotted; according to EN 60715; silver-colored

Item No.: 210-115
Steel carrier rail; 35 x 7.5 mm; 1 mm thick; 2 m long; slotted; according to EN 60715; "Hole width 18 mm; silver-colored

Item No.: 210-112
Steel carrier rail; 35 x 7.5 mm; 1 mm thick; 2 m long; slotted; according to EN 60715; "Hole width 25 mm; silver-colored

Item No.: 210-113
Steel carrier rail; 35 x 7.5 mm; 1 mm thick; 2 m long; unslotted; according to EN 60715; silver-colored

1.2.2 Installation

1.2.2.1 Cover

Item No.: 709-156
Cover; Type 3; suitable for cover carrier, type 3; 1 m long; transparent

Downloaded from Arrow.com.

1.2.2.2 Cover carrier

Item No.: 709-169
Cover carrier; Type 3; incl. fixing/retaining screws and knurled nut; suitable for 279 to 282 and 880 Series rail-mounted terminal blocks; suitable for 264 Series miniature rail-mounted terminal blocks; suitable for 270 Series sensor and actuator terminal blocks; gray

1.2.3 Jumper

1.2.3.1 Jumper

Item No.: 282-440
Jumper; 10-way; insulated; orange

Item No.: 282-432
Jumper; 2-way; insulated; orange

Item No.: 282-432/100-000
Jumper; 2-way; insulated; orange

Item No.: 282-433
Jumper; 3-way; insulated; orange

Item No.: 282-433/100-000
Jumper; 3-way; insulated; orange

Item No.: 282-434
Jumper; 4-way; insulated; orange

Item No.: 282-434/100-000
Jumper; 4-way; insulated; orange

Item No.: 282-435
Jumper; 5-way; insulated; orange

Item No.: 282-436
Jumper; 6-way; insulated; orange

Item No.: 282-437
Jumper; 7-way; insulated; orange

Item No.: 282-438
Jumper; 8-way; insulated; orange

Item No.: 282-439
Jumper; 9-way; insulated; orange

Item No.: 282-435/011-000
Jumper; insulated; orange

Item No.: 282-435/300-000
Jumper; insulated; orange

Item No.: 282-435/301-000
Jumper; insulated; orange

Item No.: 282-436/301-000
Jumper; insulated; orange

Item No.: 282-436/304-000
Jumper; insulated; orange

Item No.: 282-437/011-000
Jumper; insulated; orange

Item No.: 282-437/012-000
Jumper; insulated; orange

Item No.: 282-438/300-000
Jumper; insulated; orange

Item No.: 282-438/301-000
Jumper; insulated; orange

Item No.: 282-439/011-000
Jumper; insulated; orange

1.2.4 Marking

1.2.4.1 Marker

Item No.: 793-501/000-006
WMB marking card; as card; not stretchable; plain; snap-on type; blue

Item No.: 793-501/000-007
WMB marking card; as card; not stretchable; plain; snap-on type; gray

Item No.: 793-501/000-023
WMB marking card; as card; not stretchable; plain; snap-on type; green

Item No.: 793-501/000-017
WMB marking card; as card; not stretchable; plain; snap-on type; light green

Item No.: 793-501/000-012
WMB marking card; as card; not stretchable; plain; snap-on type; orange

Item No.: 793-501/000-005
WMB marking card; as card; not stretchable; plain; snap-on type; red

Item No.: 793-501/000-024
WMB marking card; as card; not stretchable; plain; snap-on type; violet

Item No.: 793-501
WMB marking card; as card; not stretchable; plain; snap-on type; white

Item No.: 793-501/000-002
WMB marking card; as card; not stretchable; plain; snap-on type; yellow

Item No.: 2009-115/000-006
WMB-Inline; for Smart Printer; 1500 pieces on roll; stretchable 5 - 5.2 mm; plain; snap-on type; blue

Item No.: 2009-115/000-007
WMB-Inline; for Smart Printer; 1500 pieces on roll; stretchable 5 - 5.2 mm; plain; snap-on type; gray

Item No.: 2009-115/000-023
WMB-Inline; for Smart Printer; 1500 pieces on roll; stretchable 5 - 5.2 mm; plain; snap-on type; green

Downloaded from Arrow.com.

1.2.4.1 Marker

Item No.: 2009-115/000-017
WMB-Inline; for Smart Printer; 1500 pieces on roll; stretchable 5 - 5.2 mm; plain; snap-on type; light green

Item No.: 2009-115/000-012
WMB-Inline; for Smart Printer; 1500 pieces on roll; stretchable 5 - 5.2 mm; plain; snap-on type; orange

Item No.: 2009-115/000-024
WMB-Inline; for Smart Printer; 1500 pieces on roll; stretchable 5 - 5.2 mm; plain; snap-on type; violet

Item No.: 2009-115
WMB-Inline; for Smart Printer; 1500 pieces on roll; stretchable 5 - 5.2 mm; plain; snap-on type; white

Item No.: 2009-115/000-002
WMB-Inline; for Smart Printer; 1500 pieces on roll; stretchable 5 - 5.2 mm; plain; snap-on type; yellow

1.2.4.2 Marker carrier

Item No.: 2009-198
Adaptor; gray

1.2.4.3 Marking strip

Item No.: 2009-110
Marking strips; for Smart Printer; on reel; not stretchable; plain; snap-on type; white

1.2.5 Protective warning marker

1.2.5.1 Cover

Item No.: 2006-115
Protective warning marker; for 5 terminal blocks; with high-voltage symbol, black; yellow

1.2.6 Screwless end stop

1.2.6.1 Mounting accessories

Item No.: 249-117
Screwless end stop; 10 mm wide; for DIN-rail 35 x 15 and 35 x 7.5; gray

Item No.: 249-116
Screwless end stop; 6 mm wide; for DIN-rail 35 x 15 and 35 x 7.5; gray

Downloaded from Arrow.com.

1.2.7 Tool

1.2.7.1 Operating tool

Item No.: 210-721
Operating tool; Blade: 5.5 x 0.8 mm; with a partially insulated shaft; multicoloured

Installation Notes

Commoning



Additional commoning option on the transformer side

Security



Lock-out prevents accidental operation of disconnect link.



Lock-out snaps into one of two notched positions.

Locking system

Using locking covers or profiles for adjacent terminal blocks allows disconnect links to be operated simultaneously.



A lock-out seal can be used on the disconnect link in operating position I when combined with an end and separator plate (Item No. 2007-8893 or Item No. 2007-8894).

Interlocking link mechanically locks multiple links for multi-pole switching applications.

Marking

Marking via WMB Multi markers or marking strips.

Downloaded from Arrow.com.