


Type ESRH Solid Polymer Aluminum SMT Capacitors



Solid Polymer Aluminum capacitors are now available with a +125°C temperature rating. CDE's type ESRH capacitors are rated at +125°C for 1000 hours when operated at 3/4 of the 105°C rated voltage. Solid Polymer Aluminum electrolytic capacitors feature extremely low ESR which yields a capacitor with very low high frequency impedance and high ripple current capability. When low ESR is your requirement, one type ESRH capacitor can replace three or more tantalum or aluminum electrolytic capacitors. The solid electrolyte in a polymer aluminum capacitor results in a long (and ignition free) life, and the 7.3 x 4.3 footprint is compatible with "D" case solid tantalum capacitors.

Specifications

Operating Temperature Range:

-55 °C to +105 °C at rated voltage
(+125 °C at .75 x rated voltage)

Capacitance Tolerance:

±20% at 120 Hz and +20 °C

Dissipation Factor (DF):

≤0.10 at 120 Hz and +20 °C

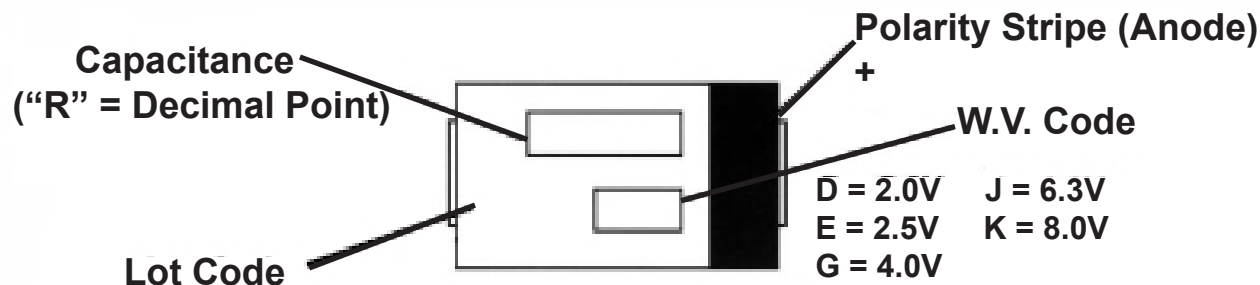
Surge Voltage:

1.25 x rated voltage

DC Leakage Current (after 2 minutes):

$I \leq .1 \text{ CV}$

Markings



Ordering Information

ESRH

CDE
Type

101

Capacitance
Code

680 = 68 μF

101 = 100 μF

M

Capacitance
Tolerance

M = ±20%

08

WVDC Code

02 = 2.0 Vdc 06 = 6.3 Vdc

0E = 2.5 Vdc 08 = 8.0 Vdc

04 = 4.0 Vdc

R

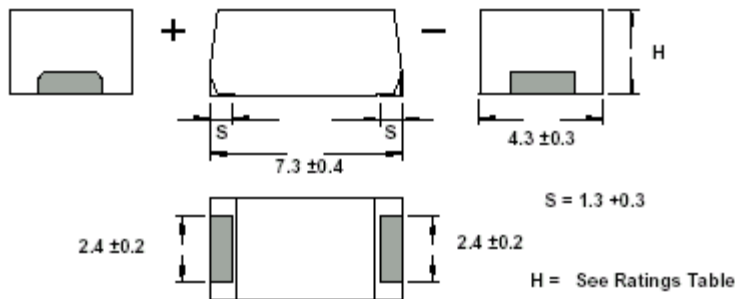
Packaging Code

R = Tape & Reel 2000 pcs/reel

Type ESRH Solid Polymer Aluminum SMT Capacitors

Low E.S.R. and High Temperature

Outline Drawing



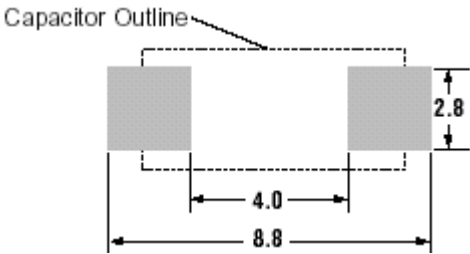
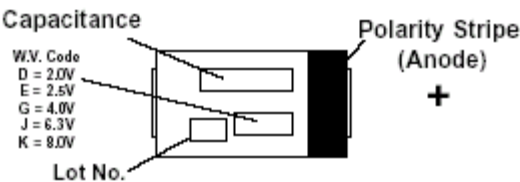
Ratings

Capacitance (μF)	Rated Voltage WVDC	Catalog Part Number Tape* and Reel (2000 pcs/reel)	Maximum E.S.R. 100 kHz/20 °C (Ω)	Ripple Current at 100 kHz +20 °C to +125 °C (A_{rms})	H ± 0.2 (mm)
180	2.0	ESRH181M02R	0.015	2.5	2.8
150	2.5	ESRH151M0ER	0.015	2.5	2.8
120	4.0	ESRH121M04R	0.015	2.5	2.8
100	6.3	ESRH101M06R	0.015	2.5	2.8
68	8.0	ESRH680M08R	0.015	2.5	2.8
270	2.0	ESRH271M02R	0.012	3.0	4.1
220	2.5	ESRH221M0ER	0.012	3.0	4.1
180	4.0	ESRH181M04R	0.012	3.0	4.1
150	6.3	ESRH151M06R	0.012	3.0	4.1
100	8.0	ESRH101M08R	0.012	3.0	4.1

*12mm wide tape — 13" diameter reel

Markings

Land Pattern



Type ESRH Solid Polymer Aluminum SMT Capacitors

Specifications (continued)

Life Test:

Apply rated DC working voltage at 105 °C (or 0.75 x WVDC at 125 °C) for 1000 hours, and then stabilize them to +20 °C. Capacitors will meet the following limits:

$\Delta C = \pm 10\%$ of the initial measured value

DF & DCL \leq the initial specified value

Shelf Life Test:

Shelf life is typically 42 months. Accelerated test: after 500 hours at 125 °C, capacitors will meet the following limits after stabilization at 20 °C:

$\Delta C = \pm 10\%$ of the initial measured value

DF & DCL \leq the initial specified value

Moisture Resistance:

After 500 hours storage at +60 °C and 90% R.H. without load, the capacitor will meet the following limits:

$\Delta C = +70\%/-20\%$ of the initial measured value (2.0 & 2.5 Vdc), $+60\%/-20\%$ of the initial measured value (4.0 Vdc), $+50\%/-20\%$ of the initial measured value (6.3 Vdc), $+40\%/-20\%$ of the initial measured value (8.0 Vdc).

DF \leq two times the initial specified value

DCL \leq the initial specified value

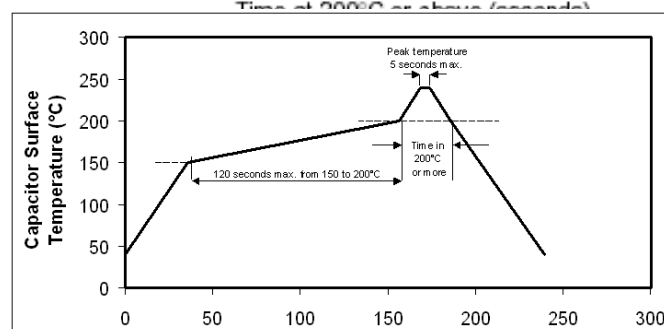
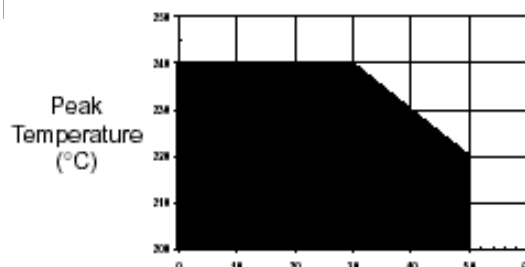
Resistance to Soldering Heat:

Capacitors withstand being heated in an oven at 235 °C for 200 seconds.

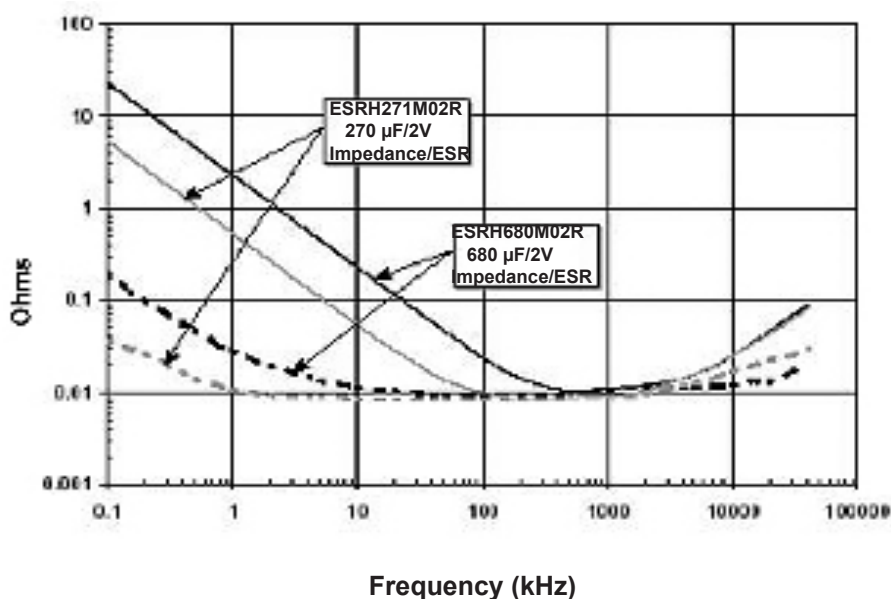
Soldering:

Solid Polymer Aluminum capacitors are designed for reflow soldering.

Preheat the capacitors at 160 °C for a maximum of 120 seconds. The time at or above 200 °C on the surface of the capacitor should be per the fol



Typical Impedance & ESR



Type ESRH Solid Polymer Aluminum SMT Capacitors

Notice and Disclaimer: All product drawings, descriptions, specifications, statements, information and data (collectively, the "Information") in this datasheet or other publication are subject to change. The customer is responsible for checking, confirming and verifying the extent to which the Information contained in this datasheet or other publication is applicable to an order at the time the order is placed. All Information given herein is believed to be accurate and reliable, but it is presented without any guarantee, warranty, representation or responsibility of any kind, expressed or implied. Statements of suitability for certain applications are based on the knowledge that the Cornell Dubilier company providing such statements ("Cornell Dubilier") has of operating conditions that such Cornell Dubilier company regards as typical for such applications, but are not intended to constitute any guarantee, warranty or representation regarding any such matter – and Cornell Dubilier specifically and expressly disclaims any guarantee, warranty or representation concerning the suitability for a specific customer application, use, storage, transportation, or operating environment. The Information is intended for use only by customers who have the requisite experience and capability to determine the correct products for their application. Any technical advice inferred from this Information or otherwise provided by Cornell Dubilier with reference to the use of any Cornell Dubilier products is given gratis (unless otherwise specified by Cornell Dubilier), and Cornell Dubilier assumes no obligation or liability for the advice given or results obtained. Although Cornell Dubilier strives to apply the most stringent quality and safety standards regarding the design and manufacturing of its products, in light of the current state of the art, isolated component failures may still occur. Accordingly, customer applications which require a high degree of reliability or safety should employ suitable designs or other safeguards (such as installation of protective circuitry or redundancies or other appropriate protective measures) in order to ensure that the failure of an electrical component does not result in a risk of personal injury or property damage. Although all product-related warnings, cautions and notes must be observed, the customer should not assume that all safety measures are indicated in such warnings, cautions and notes, or that other safety measures may not be required.