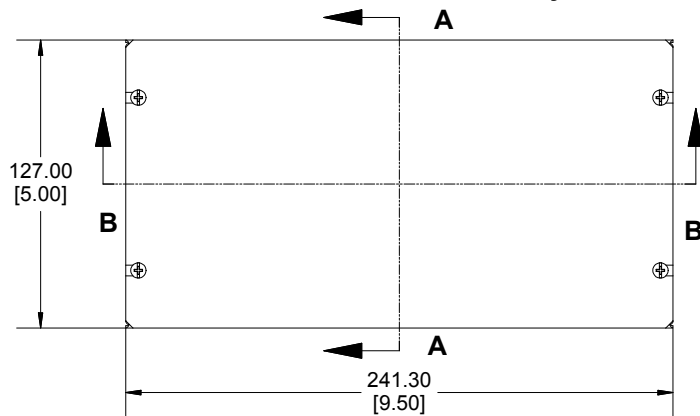
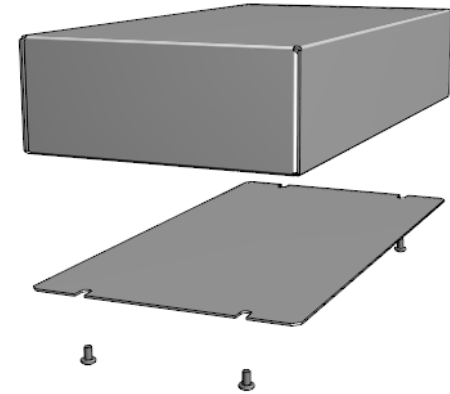
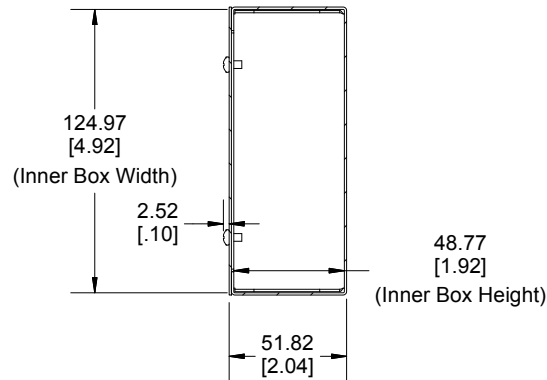


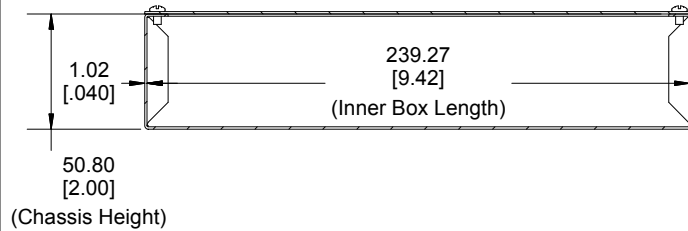
**Bottom View of Assembly**



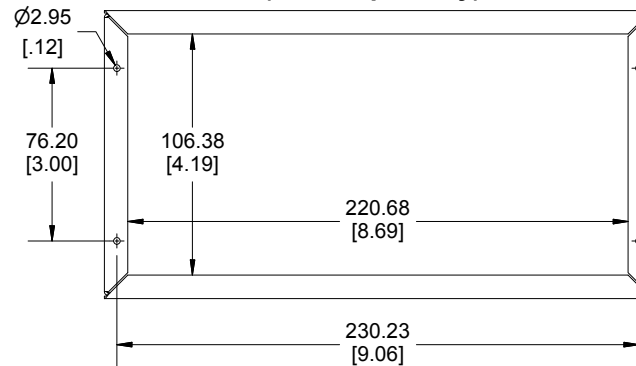
**SECTION A-A  
End View of Assembly**




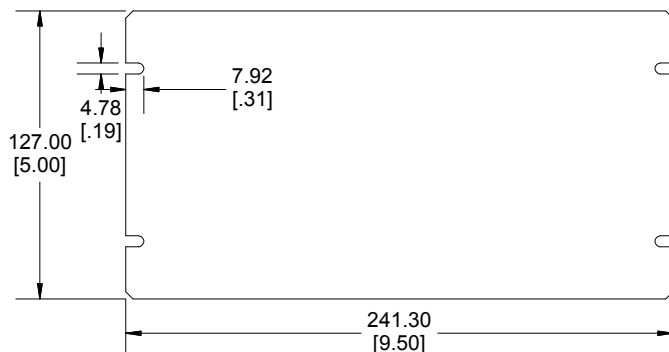
**SECTION B-B  
Side View of Assembly**



**Bottom View of Chassis  
(Sold Separately)**



**Bottom Plate  
(Sold Separately)**



Enclosures can be Factory Modified ( Milling, Drilling, Printing etc.)  
Contact Factory [mjm@hammondmfg.com](mailto:mjm@hammondmfg.com) for quotes  
Solid models of this enclosure available in STEP or IGES.

**NOTE**

All Components Sold Separately  
Chassis is Made of 0.040" Aluminum.  
Bottom Plate is Made of 0.040" Aluminum.

**PART NUMBERS**

**1444-9552 Enclosure**

**Natural Finish Chassis**

1444-9552

**ACCESSORIES**

**Natural Finish Bottom Plate**

1434-955

**Plated Cover Screws (Pkg 6)**

1421J6

**[6-32 x 1/4" Self-Tapping Screws]**



**HAMMOND  
MANUFACTURING™**

**1444-9552**

[www.hammondmfg.com](http://www.hammondmfg.com)

**Dimensions:**  
mm  
[inches]