


# Wireless Charging Coil Assembly

AWCCA-50N50H30-C21-B



RoHS / RoHS II Compliant



50 X 50 X 3.0 mm

Moisture Sensitivity Level (MSL) – MSL = 1

## FEATURES:

- Wireless Charging Transmitter or Receiver single Coil (6.3μH)
- Outline Dimensions: Ø50.0mm x 3.0mm
- Can also be used for Rx applications
- High permeability shielding to protect sensitive electronics
- Durable construction
- RoHS / RoHS II Compliant & Pb free.

## APPLICATIONS:

- Batteries and Battery Chargers
- Consumer Electronics
- Smart Watches
- Digital Cameras and Camcorders
- Wireless Charging Stations
- Mobile Phones & Charging Accessories
- Power Supplies
- Power Tool Manufacturers

## DESCRIPTION & KEY ELECTRICAL SPECIFICATIONS

The AWCCA-50N50H30-C21-B is a Wireless Charging Coils that can be used in transmitter or receive applications. This is a single coil design with inductance of 6.3μH.

### Maximum Ratings

Item	Value
Operating Temperature Range	T=-25°C ~ 85°C, RH≤ 90%.
Storage Temperature Range	-25°C~85°C, 70%RH (Max.)

Part Number	Inductance	DC Resistance	Q
AWCCA-50N50H30-C21-B	6.3±10%μH	38±20% mΩ	90±30%
Test Condition	100KHz / 1V	20±15°C	100KHz/1V
Test Environment	Temperature: 20±10°C, RH: 65% ±20% Equipment: Chroma11025		

### Test Conditions

Ambient Temperature: 20±15°C, RH: 65% ±20%.

If any doubt on the results, measurements/tests should be made within the following limits:

Ambient Temperature: 20±2°C, RH: 65%±5%

## PART IDENTIFICATION:

AWCCA-50N50

H30

- C

21

- B

Height

H30 = 3.0mm

Feature

C = Coil

Design Code

21

Packaging


B: Box

# Wireless Charging Coil Assembly

AWCCA-50N50H30-C21-B

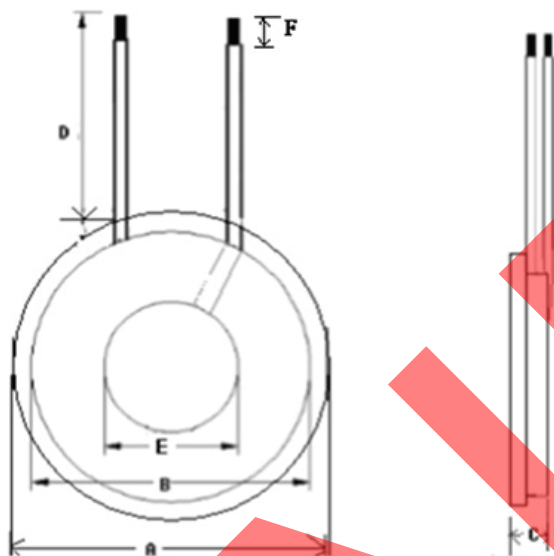


RoHS / RoHS II Compliant



50 X 50 X 3.0 mm

## OUTLINE DIMENSIONS:



Item	A	B	C	D	E	F
Spec	50±1.0	44.0MAX	3.0±0.4	15±1.0	20.5±0.5	3±1.0

### Winding Specifications

Number of Coils	Wire	Number of Turns	Inductance
1	ø 0.08×105	10 Turns, 1 Layer	6.3±10%μH

**Wave Soldering Profile:** Not suitable for wave soldering

**Manual Soldering:** 350°C Max, 3secs

**Packaging:** Box, 100pcs MOQ

# Wireless Charging Coil Assembly

AWCCA-50N50H30-C21-B



RoHS / RoHS II Compliant



50 X 50 X 3.0 mm

## STORAGE AND OPERATIONAL CONDITION:

### Storage condition

- Recommended storage conditions: -25°C~85°C, 70%RH (Max.)
- Service life: Within the limits of six month from being produced.
- The appearance and solder ability should be check, if product is not in expiry date.

### Operation Conditions

- Use condition limit: T=-25°C ~ 85°C, RH≤ 90%.

## NOTE:

i) The parts are manufactured in accordance with this specification. If other conditions and specifications which are required for this specification, please contact ABRACON for more information.

ii) ABRACON will supply the parts in accordance with this specification unless we receive a written request to modify prior to an order placement.

iii) In no case shall ABRACON be liable for any product failure from in appropriate handling or operation of the item beyond the scope of this specification.

iv) When changing your production process, please notify ABRACON immediately.

v) ABRACON LLC's products are COTS – Commercial-Off-The-Shelf products; suitable for Commercial, Industrial and, where designated, Automotive Applications. ABRACON's products are not specifically designed for Military, Aviation, Aerospace, Lifedependant Medical applications or any application requiring high reliability where component failure could result in loss of life and/or property. For applications requiring high reliability and/or presenting an extreme operating environment, written consent and authorization from ABRACON LLC is required. Please contact ABRACON LLC for more information.

vi) All specifications and Marking will be subject to change without notice.

**ATTENTION:** Abracon Corporation's products are COTS – Commercial-Off-The-Shelf products; suitable for Commercial, Industrial and, where designated, Automotive Applications. Abracon's products are not specifically designed for Military, Aviation, Aerospace, Life-dependant Medical applications or any application requiring high reliability where component failure could result in loss of life and/or property. For applications requiring high reliability and/or presenting an extreme operating environment, written consent and authorization from Abracon Corporation is required. Please contact Abracon Corporation for more information.

ABRACON IS  
ISO9001:2008  
CERTIFIED



**ABRACON**<sup>®</sup>  
LLC  
The Power of Linking Together

2 Faraday, Suite# B | Irvine | CA 92618 **Revised: 04.15.16**  
Ph. 949.546.8000 | Fax. 949.546.8001

Visit [www.abracon.com](http://www.abracon.com) for Terms and Conditions of Sale