

Data Sheet | Item Number: 862-532

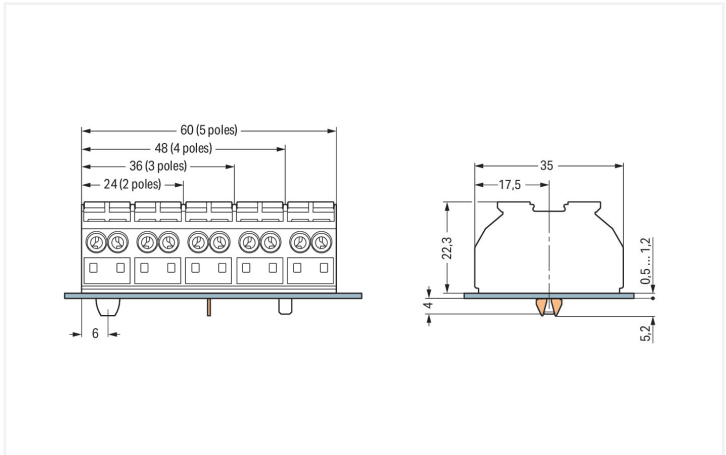
4-conductor chassis-mount terminal strip; without ground contact; 2-pole; 1 snap-in foot per pole; 4 mm²; black

<https://www.wago.com/862-532>

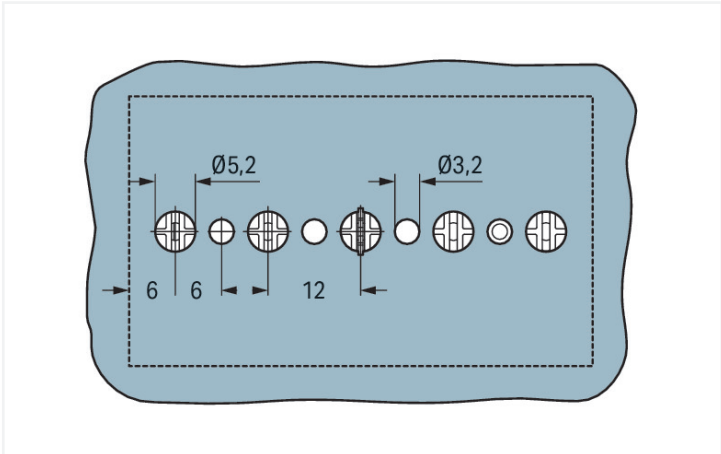


Color: ■ black

Similar to illustration



Dimensions in mm
Dimensions in mm
for chassis-mount terminal strips



Dimensions in mm
for PE contact and snap-in mounting foot (Ø 5.2 mm)

Chassis-mount terminal strip, 862 Series, Push-in CAGE CLAMP®

Enjoy effortless electrical installations with this chassis-mount terminal strip (item number 862-532). Ensure that the strip lengths are between 10 mm and 11 mm when connecting conductors to this chassis-mount terminal strip. Featuring conductor terminals along with Push-in CAGE CLAMP®, this product outperforms the competition. Push-in CAGE CLAMP® connection technology is ideal for connecting all conductor types. It allows direct insertion of both solid and fine-stranded conductors with ferrules without needing to use any tools—all thanks to its pluggable design. Depending on the conductor type, this chassis-mount terminal strip is designed for conductor cross sections ranging from 0.5 mm² to 4 mm². Up to two potentials / two poles can be connected to this terminal strip using eight clamping points. The black housing is made of polyamide (PA66) for insulation.

Electrical data	
Ratings per IEC/EN	
Nominal voltage (III/3)	500 V
Rated impulse withstand voltage (III / 3)	6 kV
Rated current	32 A
Legend (ratings)	(III / 3) Δ Overvoltage category III / Pollution degree 3



Product classification		
UNSPSC		39121409
eCl@ss 10.0		27-14-11-06
eCl@ss 9.0		27-14-11-06
ETIM 9.0		EC001284
ETIM 8.0		EC001284
ECCN		NO US CLASSIFICATION

Environmental Product Compliance		
RoHS Compliance Status		Compliant, No Exemption

Approvals / Certificates

General approvals			Declarations of conformity and manufacturer's declarations		
			Approval	Standard	Certificate Name
Approval	Standard	Certificate Name	EU-Declaration of Confor-	-	-
CCA	EN 60947	NTR NL 6912	mity		
DEKRA Certification B.V.			WAGO GmbH & Co. KG		
CCA	EN 60947	2146425.01	UK-Declaration of Confor-	-	-
DEKRA Certification B.V.			mity		
CSA	C22.2 No. 158	1505030	WAGO GmbH & Co. KG		
DEKRA Certification B.V.					
ENEC 15	EN 60998	143856-01			
UL International Germany GmbH					
UL	UL 1059	E45172			
UL International Germany GmbH					

Approvals for marine applications

Approval	Standard	Certificate Name
DNV GL	-	TAE00001V2
Det Norske Veritas, Germanischer Lloyd		
LR	EN 60947	91/20112 (E9)
Lloyds Register		

Downloads

Environmental Product Compliance	
Compliance Search	
Environmental Product Compliance 862-532	



Documentation

Bid Text			
862-532	19.02.2019	xml 3.60 KB	
862-532	12.06.2017	doc 24.50 KB	

CAD/CAE-Data

CAD data
2D/3D Models 862-532

CAE data
EPLAN Data Portal 862-532
WSCAD Universe 862-532
ZUKEN Portal 862-532

1 Compatible Products

1.1 Optional Accessories

1.1.1 Ferrule

1.1.1.1 Ferrule

Item No.: 216-241 Ferrule; Sleeve for 0.5 mm² / 20 AWG; insulated; electro-tin plated; electrolytic copper; gastight crimped; acc. to DIN 46228, Part 4/09.90; white	Item No.: 216-141 Ferrule; Sleeve for 0.5 mm² / 20 AWG; un-insulated; electro-tin plated; electrolytic copper; gastight crimped; acc. to DIN 46228, Part 1/08.92	Item No.: 216-242 Ferrule; Sleeve for 0.75 mm² / 18 AWG; insulated; electro-tin plated; electrolytic copper; gastight crimped; acc. to DIN 46228, Part 4/09.90; gray	Item No.: 216-142 Ferrule; Sleeve for 0.75 mm² / 18 AWG; un-insulated; electro-tin plated; electrolytic copper; gastight crimped; acc. to DIN 46228, Part 1/08.92
Item No.: 216-243 Ferrule; Sleeve for 1 mm² / AWG 18; insulated; electro-tin plated; electrolytic copper; gastight crimped; acc. to DIN 46228, Part 4/09.90; red	Item No.: 216-143 Ferrule; Sleeve for 1 mm² / AWG 18; un-insulated; electro-tin plated; electrolytic copper; gastight crimped; acc. to DIN 46228, Part 1/08.92	Item No.: 216-244 Ferrule; Sleeve for 1.5 mm² / AWG 16; insulated; electro-tin plated; electrolytic copper; gastight crimped; acc. to DIN 46228, Part 4/09.90; black	Item No.: 216-144 Ferrule; Sleeve for 1.5 mm² / AWG 16; un-insulated; electro-tin plated; electrolytic copper; gastight crimped; acc. to DIN 46228, Part 1/08.92; silver-colored

1.1.2 Jumper

1.1.2.1 Jumper

Item No.: 862-482 Jumper; for conductor entry; insulated; black



1.1.3 Marking

1.1.3.1 Marking strip



Item No.: 709-177
Marking strips; on reel; 7.5 mm wide; not stretchable; plain; snap-on type; translucent



Item No.: 709-178
Marking strips; on reel; 7.5 mm wide; not stretchable; plain; snap-on type; white

1.1.4 Test and measurement

1.1.4.1 Testing accessories



Item No.: 210-136
Test plug; 2 mm Ø; with 500 mm cable; red


1.1.5 Tool

1.1.5.1 Operating tool




Item No.: 210-720
Operating tool; Blade: 3.5 x 0.5 mm; with a partially insulated shaft; multicoloured

Installation Notes

**Cost-effective features:**

WAGO's 862 Series Chassis-Mount Terminal Strips were developed specifically to minimize wiring costs, while accommodating requirements for flexible mounting, multiple connection points and easy usage:

- Equipped with Push-in CAGE CLAMP®, the 862 Series connects up to four conductors sized 0.5 to 4 mm² (20 ... 12 AWG). Due to multiple connection points per pole, different conductor sizes can be used within the same terminal block position.
- For factory wiring, Push-in CAGE CLAMP® Connection Technology allows solid conductors, fine-stranded conductors with ferrules or ultrasonically bonded conductors from 0.5 ... 4 mm² (20 ... 12 AWG) to be terminated by simply pushing them into unit (length of bonded conductor end: min. 10 mm).
- Convenient automatic grounding contact (optional)
- Snap-in mounting feet for fast assembly
- Push-buttons for easy installation with an operating tool or by hand
- Built-in test points simplify testing with 2 mm Ø test plug
- Standard marking for each pole, or custom marking for large orders

Conductor termination

Terminating four conductors per pole – solid and fine-stranded.



Inserting a conductor via push-button.

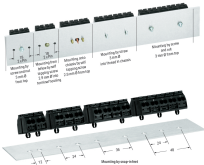
Commoning

Commoning using a comb-style jumper bar (862-482).

Testing




Testing with a 2 mm Ø test plug (max. 42 V).



Dimensions in mm

Marking



Marking by direct, one-side printing and marking strips