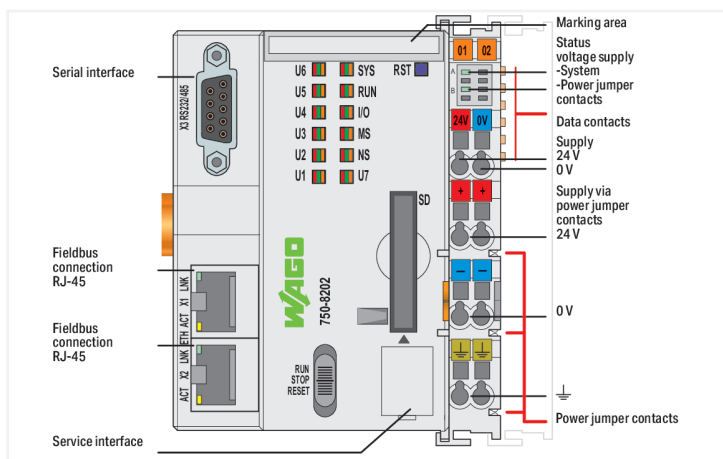


Color: ■ light gray



The controllers are designed for the processing of WAGO applications. You can identify these controllers by a special version of the item number. The application can be downloaded from the respective item on our website. Additional information can be obtained from the application documentation.

The controllers can also be used with their own applications as they offer all possibilities of the respective standard variant beyond the use of the WAGO application(s).

Programming per IEC 61131-3

- Programmable via WAGO-I/O-PRO V2.3 or *e!COCKPIT*
- Direct connection of WAGO's I/O modules
- 2 x ETHERNET (configurable), RS-232/485
- Linux operating system with RT-Preempt patch
- Configuration via CODESYS, *e!COCKPIT* or Web-Based Management interface
- Maintenance-free

Suitable software application:

- Machine Data Collection with MTConnect
- Lighting Management

## Notes

Note	Download and register the software: <link>Formular</link>
------	---

## Technical data

Communications	Modbus (TCP, UDP) ETHERNET Modbus RTU RS-232 serial interface RS-485 interface EtherNet/IP™ Adapter (slave), library for <b>e!RUNTIME</b>
ETHERNET protocols	DHCP DNS NTP FTP FTPS SNMP HTTP HTTPS SSH
Visualization	Web-Visu
Operating system	Real-time Linux (with PREEMPT_RT patch)
CPU	Cortex A8; 600 MHz
Programming languages per IEC 61131-3	Instruction List (IL) Ladder Diagram (LD) Function Block Diagram (FBD) Structured Text (ST) Sequential Function Chart (SFC)
Programming environment	<b>e!COCKPIT</b> (based on CODESYS V3) WAGO-I/O-PRO V2.3 (based on CODESYS V2.3)
Configuration options	<b>e!COCKPIT</b> WAGO-I/O-CHECK Web-Based Management
Transmission rate	ETHERNET: 10/100 Mbit/s
Transmission medium (communication/fieldbus)	ETHERNET: Twisted pair S-UTP; 100 Ω; Cat. 5; 100 m maximum cable length
Main memory (RAM)	256 MB
Internal memory (flash)	256 MB
Non-volatile hardware memory	128 KB
Program memory	CODESYS V2: 16 MB; CODESYS V3: 60 MB (Program and data memory (dynamically distributed))
Data memory	CODESYS V2: 64 MB; CODESYS V3: 60 MB Program and data memory (dynamically distributed)
Non-volatile software memory	128 KB
Non-volatile software memory	128 KB
Type of memory card	SD and SDHC up to 32 GB (all guaranteed properties only valid with WAGO's memory card)
Memory Card Slot	Push-push mechanism; cover lid (sealable)
Number of modules per node (max.)	250
Number of modules without a bus extension (max.)	64
Input and output process image (internal) max.	1000 words/1000 words
Input and output process image (Modbus®) max.	CODESYS V2: 1000 words/1000 words
Indicators	LED (SYS, RUN, I/O, U1 ... U7) red/green/orange: Status of system, program, local data bus, status programmable by user (can be used via CODESYS library); LED (A, B) green: Status of system power supply, field supply
Supply voltage (system)	24 VDC (-25 ... +30 %); via pluggable connector (CAGE CLAMP® connection)
Input current (typ.) at nominal load (24 V)	550 mA
Total current (system supply)	1700 mA
Supply voltage (field)	24 VDC (-25 ... +30 %); via power jumper contacts
Current carrying capacity (power jumper contacts)	10 A
Number of outgoing power jumper contacts	3
Isolation	500 V system/field

### Connection Data

Connection technology: communication/fieldbus	Modbus (TCP, UDP): 2 x RJ-45; Modbus RTU: 1 x D-sub 9 socket; RS-232 serial interface: 1 x D-sub 9 socket; RS-485 interface: 1 x D-sub 9 socket
Connection technology: system supply	2 x CAGE CLAMP®
Connection technology: field supply	6 x CAGE CLAMP®
Connection type	System/field supply
Solid conductor	0.08 ... 2.5 mm <sup>2</sup> / 28 ... 14 AWG
Fine-stranded conductor	0.08 ... 2.5 mm <sup>2</sup> / 28 ... 14 AWG
Strip length	8 ... 9 mm / 0.31 ... 0.35 inches
Connection technology: device configuration	1 x Male connector; 4-pole

### Physical data

Width	78.6 mm / 3.094 inches
Height	100 mm / 3.937 inches
Depth	71.9 mm / 2.831 inches
Depth from upper-edge of DIN-rail	64.7 mm / 2.547 inches

### Mechanical data

Mounting type	DIN-35 rail
---------------	-------------

### Material data

Color	light gray
Housing material	Polycarbonate; polyamide 6.6
Fire load	2.272 MJ
Weight	208.2 g
Conformity marking	CE

### Environmental requirements

Ambient temperature (operation)	0 ... +55 °C
Ambient temperature (storage)	-25 ... +85 °C
Protection type	IP20
Pollution degree	2 per IEC 61131-2
Operating altitude	without temperature derating: 0 ... 2000 m; with temperature derating: 2000 ... 5000 m (0.5 K/100 m); 5000 m (max.)
Mounting position	Horizontal left, horizontal right, horizontal top, horizontal bottom, vertical top and vertical bottom
Relative humidity (without condensation)	95 %
Vibration resistance	Per IEC 60068-2-6
Shock resistance	15g per IEC 60068-2-27
EMC immunity to interference	per EN 61000-6-2, marine applications
EMC emission of interference	per EN 61000-6-3, marine applications
Exposure to pollutants	per IEC 60068-2-42 and IEC 60068-2-43
Permissible H <sub>2</sub> S contaminant concentration at a relative humidity 75 %	10 ppm
Permissible SO <sub>2</sub> contaminant concentration at a relative humidity 75 %	25 ppm

### Commercial data

PU (SPU)	1 pcs
Packaging type	Box
Country of origin	DE
GTIN	4055143544610
Customs tariff number	85371091990
End of Sale	2021-10-31
End of Production	2023-12-31
End of Delivery	2021-12-31
End of Service and Repair	2024-12-31

### Product Classification

UNSPSC	32151705
eCl@ss 10.0	27-24-26-07
eCl@ss 9.0	27-24-26-07
ETIM 9.0	EC000236
ECCN	NO US CLASSIFICATION

### Environmental Product Compliance

CAS-No.	12060-00-3 1303-86-2 1317-36-8 693-98-1 7439-92-1 79-94-7 80-05-7
REACH Candidate List Substance	2,2',6,6'-tetrabromo-4,4'-isopropylidenediphenol 2-methylimidazole 4,4'-isopropylidenediphenol Diboron trioxide Lead Lead monoxide Lead titanium oxide (PbTiO <sub>3</sub> ) Perfluorobutane sulfonic acid (PFBS) and its salts
RoHS Compliance Status	Compliant,With Exemption
RoHS Exemption	6(c) 7(a) 7(c)-I 7(c)-II
SCIP notification number (Austria)	c3fa62e7-c476-4387-ae68-7da636e10650
SCIP notification number (Belgium)	447c81a6-6de5-49f2-8e1f-9659eea3eac9
SCIP notification number (Bulgaria)	80fe27c1-ab57-4291-b3e2-770327dbc14a
SCIP notification number (Czech Republic)	f0f3ac59-b65b-4fe3-a2a9-8ea54fcbce5e
SCIP notification number (Denmark)	15f23b2a-4c3f-4aec-9e1b-b0a4e51b3d5f
SCIP notification number (Finland)	3222cb2b-463b-46f1-b838-c5470ff8c0f3
SCIP notification number (France)	950a1f23-a86a-4fb3-94e4-961f21ee9fda
SCIP notification number (Germany)	87420c53-0d9f-4957-9a34-d83963ec5453
SCIP notification number (Hungary)	734c6191-73ff-4827-9cec-607d1c1086b8
SCIP notification number (Italy)	1ae04ed4-f37a-4019-9cd3-d2729c4f444a
SCIP notification number (Netherlands)	fcd95886-2495-4142-83ce-4ea0c945d597
SCIP notification number (Poland)	735554b6-d090-41a0-8636-5be8d0079bc7
SCIP notification number (Romania)	e7a9a1c8-97d9-4645-a8cc-69c60f58d60c
SCIP notification number (Sweden)	3552a056-50e7-477f-a313-6f524ca70070

Approvals / Certificates

General approvals



Approval	Standard	Certificate Name
KC National Radio Research Agency	Article 58-2, Clause 3	MSIP-REM-W43-PFC750

Declarations of conformity and manufacturer's declarations

Approval	Standard	Certificate Name
EU-Declaration of Conformity WAGO GmbH & Co. KG	-	-
UK-Declaration of Conformity WAGO GmbH & Co. KG	-	-

Approvals for marine applications



Approval	Standard	Certificate Name
ABS American Bureau of Shipping	-	22-2219060
BSH Bundesamt fuer Seeschifffahrt und Hydrographie	-	1104
DNV DNV GL SE	DNV-CG-0339, Aug.2021	TAA0000194
LR Lloyds Register EMEA	-	LR22180952TA
PRS Polski Rejestr Statków	-	TE/1101/880590/23

Approvals for hazardous areas



Approval	Standard	Certificate Name
ATEX TUEV Nord Cert GmbH	EN 60079-0	TUEV14ATEX148929X (II 3 G Ex ec IIC T4 Gc)
CCCEX CQST/CNEx	CNCA-C23-01	2020312310000213 (Ex ec IIC T4 Gc)
IECEX TUEV Nord Cert GmbH	IEC 60079-0	IECEX TUN 14.0035 X (Ex ec IIC T4 Gc)
INMETRO TUV Rheinland do Brasil Ltda.	IEC 60079-0	TUV 12.1297 X
UKEX WAGO GmbH & Co. KG	EN 60079-0	UKCA_WA GO22UKEX003X_ec

Downloads

Environmental Product Compliance

Compliance Search

Environmental Product Compliance 750-8202/000-012	<a href="#">↓</a>
--	-------------------

Documentation

Manual			
Product Manual PFC200 FGx 2ETH RS	V 1.2.0 15.11.2019	pdf 4873.26 KB	<a href="#">↓</a>
Cyber Security for Controller PFC100 / PFC200	V 1.2.1 12.02.2025	pdf 3344.50 KB	<a href="#">↓</a>
System Manual Series 750/753			<a href="#">↓</a>

Compatibility Information			
Compatibility List DALI Sensors	V 1.2.4 19.02.2025	pdf 516.91 KB	<a href="#">↓</a>



System Description			
Overview on WAGO-I/O-SYSTEM 750 approvals	pdf	770.48 KB	<a href="#">↓</a>
Controller PFC100/200, General Product Information	pdf	578.66 KB	<a href="#">↓</a>

Tutorial				
Establish connection to a controller using SSH	1.0	05.08.2017	mp4 28368.02 KB	<a href="#">↓</a>
Set IP address with Ethernet Settings	3.0	18.12.2017	mp4 86272.82 KB	<a href="#">↓</a>
Installation Tutorial Application Controller			mp4 29848.12 KB	<a href="#">↓</a>

Additional Information			
750-8202/000-012, WAGO Lighting Management	pdf	929.73 KB	<a href="#">↓</a>
Wiring-Instructions	2.1.0 28.07.2022	pdf 2541.41 KB	<a href="#">↓</a>
Drawing Lighting Management maximum expansion	19.06.2018	pdf 1168.50 KB	<a href="#">↓</a>
Drawing Lighting Management minimum expansion	19.06.2018	pdf 464.61 KB	<a href="#">↓</a>
WAGO OPC UA Server	V 1.1.0 28.01.2021	pdf 1132.87 KB	<a href="#">↓</a>

Bid Text				
Tender text Lighting Management			doc 78.50 KB	<a href="#">↓</a>
750-8202/000-012		19.02.2019	xml 7.71 KB	<a href="#">↓</a>
750-8202/000-012		10.01.2019	docx 23.01 KB	<a href="#">↓</a>



Instruction Leaflet			
CCC Ex (Additional information)	26.04.2023	pdf 159.76 KB	<a href="#">↓</a>
Beipackzettel Applikationscontroller		pdf 415.00 KB	<a href="#">↓</a>

Application Notes						
<b>Application Note CoDeSys 2.3</b>		<b>Application Note e!COCKPIT</b>				
Application note for installing a MySQL-Server on a PFC-Controller	1.0.4 16.05.2019	zip 4392.22 KB	eCOCKPIT application note installation MySQL-Server	1.0.3 09.09.2019	pdf 1868.46 KB	<a href="#">↓</a>

CAD/CAE-Data		
<b>CAD data</b>	<b>CAE data</b>	
2D/3D Models 750-8202/000-012	<a href="#">↓</a>	
	EPLAN Data Portal 750-8202/000-012	<a href="#">↓</a>
	WSCAD Universe 750-8202/000-012	<a href="#">↓</a>
	ZUKEN Portal 750-8202/000-012	<a href="#">↓</a>


## Runtime Software

### Firmware

Image Update (SD Karte) PFC100/200 für Codesys V2.3 u. Elcockpit	V 22 SP1 12.12.2022	zip 205815.20 KB	
WUP Update (WAGOuploadTool) PFC100/200 Codesys V2.3 u. Elcockpit	V 22 SP1 12.12.2022	zip 203580.70 KB	


## Device Files

### Device Driver

KNX Interface Lighting Management	29.01.2018	zip 2.03 KB	
-----------------------------------	------------	----------------	---

## Libraries

### Library

WagoLibFTPS_01	1.17 09.11.2020	zip 401.90 KB	
Library WagoLib-Cloud_02.lib	2.2.4 21.01.2020	zip 56.21 KB	

## 1 Compatible Products

### 1.1 Optional Accessories

#### 1.1.1 Application

##### 1.1.1.1 Analog input



##### [Item No.: 750-495/000-002](#)

3-Phase Power Measurement; 690 VAC Rogowski coils



##### [Item No.: 750-495](#)

3-Phase Power Measurement; 690 VAC, 1 A



##### [Item No.: 750-495/000-001](#)

3-Phase Power Measurement; 690 VAC, 5 A

##### 1.1.1.2 Bus end module



##### [Item No.: 750-600](#)

End Module

##### 1.1.1.3 DALI interface



##### [Item No.: 753-647](#)

DALI Multi-Master

### 1.1.1.4 Digital input



**Item No.: 750-1405**

16-channel digital input; 24 VDC; 3 ms

### 1.1.1.5 Digital output



**Item No.: 750-1504**

16-channel digital output; 24 VDC; 0.5 A

### 1.1.1.6 KNX interface



**Item No.: 753-646**

KNX/EIB/TP1 Interface

### 1.1.1.7 Power Measurement



**Item No.: 750-495/000-002**

3-Phase Power Measurement; 690 VAC Rogowski coils



**Item No.: 750-495**

3-Phase Power Measurement; 690 VAC, 1 A



**Item No.: 750-495/000-001**

3-Phase Power Measurement; 690 VAC, 5 A

### 1.1.1.8 RTC module



**Item No.: 750-640**

Real-time clock Module

### 1.1.1.9 Serial interface



**Item No.: 750-652**

RS-232/485 Serial Interface

### 1.1.1.10 Serial Interface RS-232/485



**Item No.: 750-652**

RS-232/485 Serial Interface

## 1.1.2 Communication

### 1.1.2.1 Communication cable



**Item No.: 750-923**

Configuration cable; USB connector;  
Length: 2.5 m



**Item No.: 750-923/000-001**

Configuration cable; USB connector;  
Length: 5 m

### 1.1.2.2 General accessories



**Item No.: 2852-7901**

GPS DCF Converter UTC±

## 1.1.3 Current transformer

### 1.1.3.1 Current transformer terminal block



**Item No.: 2007-8874**

Compact terminal block; for current and  
voltage transformers; 6,00 mm<sup>2</sup>; multico-  
loured



**Item No.: 2007-8877**

Compact terminal block; for current trans-  
former circuit; 6,00 mm<sup>2</sup>; multicoloured

## 1.1.4 Memory card

### 1.1.4.1 Memory card



**Item No.: 758-879/000-001**

Memory Card SD; SLC-NAND; 2 GByte;  
Temperature from -40 to 90 °C

## 1.1.5 Power supply

### 1.1.5.1 Power Supply



**Item No.: 787-1112**

Switched-mode power supply; Compact;  
1-phase; 24 VDC output voltage; 2.5 A  
output current; DC-OK LED



**Item No.: 787-1007**

Switched-mode power supply; for DALI  
module (753-647); 1-phase; 18 VDC out-  
put voltage; 1.1 A output current; 2,50  
mm<sup>2</sup>

1.1.6 Relay module

1.1.6.1 Relay module



**Item No.: 788-304**

Relay module; Nominal input voltage: 24 VDC; 1 changeover contact; Limiting continuous current: 16 A; Red status indicator; Module width: 15 mm; 2,50 mm<sup>2</sup>; gray



**Item No.: 788-357**

Relay module; Nominal input voltage: 24 VDC; 1 make contact; Limiting continuous current: 16 A; Red status indicator; Module width: 15 mm

1.1.7 Sensors

1.1.7.1 Sensor



**Item No.: 2852-7208**

4p4c connection cable, 50 cm



**Item No.: 2852-7207**

DALI HIGHBAY ADAPTER / Control units for light management systems



**Item No.: 2852-7203**

DALI LS/PD LI / Control units for light management systems



**Item No.: 2851-8202**

DALI sensor coupler



**Item No.: 2852-7204**

DALI Sensor Coupler E / DALI sensor coupler for external sensors



**Item No.: 2852-7205**

DALI Sensor Coupler HF LS LI / DALI coupler for radar sensor HF LS LI



**Item No.: 2852-7301**

DALI XC Control Module with 4 freely programmable inputs



**Item No.: 2852-7206**

HF LS LI / Control units for light management systems



**Item No.: 2852-7201**

HIGH BAY / Stand-alone motion sensors with switching contact



**Item No.: 2852-7202**

VISION / Stand-alone motion sensors with switching contact



**Item No.: 2851-8201**

WAGO DALI Multi-Sensor Kit