© 2017 TE Connectivity Ltd. family of companies. All Rights Reserved







✔ Active

TE CONNECTIVITY (TE)

PCJ-105D3MH,303

OEG | PCJ

PCJ-105D3MH,303
TE Internal Number: 1721531-4

EU RoHS Compliant
EU ELV Compliant

Power Relay Type Standard

Coil Magnetic System Monostable, DC

Coil Power Rating Class (mW) 150 – 200

Coil Power Rating DC (mW) 200

Coil Resistance (Ω) 125

PRODUCT DRAWING
English

3D PDF

DOCUMENTATION —

Product Drawings

PCJ_SPEC_303
PDF
English

CAD Files

3D PDF
PDF
3D

Customer View Model

Downloaded from Arrow.com.

2D_DXF.ZIP
English

Customer View Model
3D_IGS.ZIP
English

Customer View Model
3D_STP.ZIP
English

Catalog Pages/Data Sheets

PCJ Series Relay Data Sheet English
PDF
English

Product Specifications

Product Specification

Definitions Relays
PDF
English

FEATURES

Please review product documents or contact us for the latest agency approval information.

Please Note: Use the Product Drawing for all design activity.

Product Type Features

Power Relay Type Standard

Electrical Characteristics

Contact Limiting Breaking Current (A) 5
Coil Magnetic System Monostable, DC
Coil Power Rating Class (mW) 150 – 200
Coil Power Rating DC (mW) 200
Coil Resistance (Ω) 125
Coil Special Features UL Coil Insulation Class A
Coil Voltage Rating (VDC) 5
Contact Switching Load (Min) 100mA @ 5V
Contact Switching Voltage (Max) (VAC) 250
Contact Switching Voltage (Max) (VDC) 30
Contact Voltage Rating (VAC) 250
Insulation Initial Dielectric Between Contacts & Coil (Vrms) 4000
Contact Limiting Continuous Current (A) 5
Insulation Creepage Between Contact & Coil 8 mm [.315 in]
Contact Limiting Making Current (A) 5
Insulation Initial Resistance (MΩ) 1000
Insulation Creepage Class (mm) 5.5 – 8
Contact Limiting Short-Time Current (A) 5
Insulation Initial Dielectric Between Open Contacts (Vrms) 750
Insulation Initial Dielectric Between Coil & Contact Class (V) 3500 – 4000

Downloaded from Arrow.com.

Body Features

Weight 4 g [.141 oz]
Insulation Special Features 7000V Initial Surge Withstand Voltage between Contacts & Coil

---

Contact Features

Contact Arrangement 1 Form A (NO)
Contact Current Class (A) 2 – 5, 16
Contact Current Rating (Max) (A) 5
Contact Material AgNi
Contact Number of Poles 1
Terminal Type PCB-THT

Mechanical Attachment

Relay Mounting Type Printed Circuit Board

Dimensions

Width Class (Mechanical) (mm) 6 – 8
Length 20.39 mm [.803 in]
Insulation Clearance Class (mm) 5 – 8
Width 7 mm [.276 in]
Insulation Clearance Between Contact & Coil 7.5 mm [.295 in]
Height Class (Mechanical) (mm) 14 – 15
Height 15.01 mm [.591 in]
Length Class (Mechanical) (mm) 20 – 25

Usage Conditions

Environmental Category of Protection RTIII
Environmental Ambient Temperature Class (°C) 70 – 85
Environmental Ambient Temperature (Max) 85 °C [185 °F]

Packaging Features

Packaging Method Box & Carton

PRODUCT COMPLIANCE

Statement of Compliance

Statement of Compliance
PDF

Compatible Products

> Contact Product Support

Also in the Series | PCJ

Downloaded from Arrow.com.





Downloaded from Arrow.com.