used for: DUAL-PORT

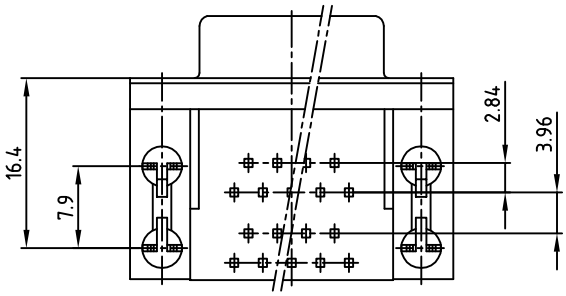

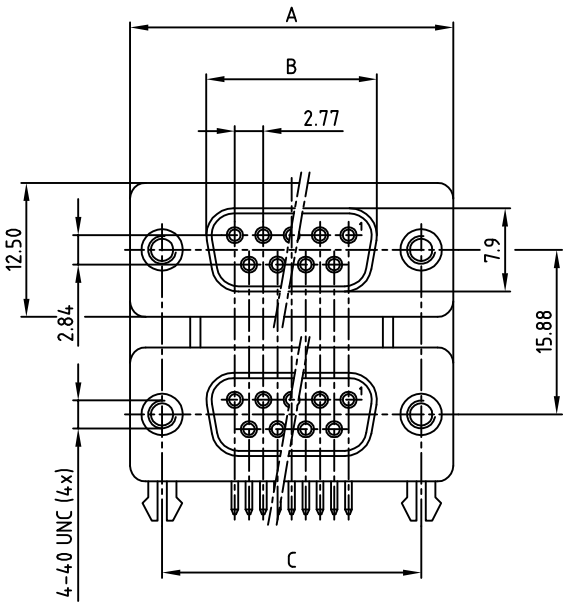

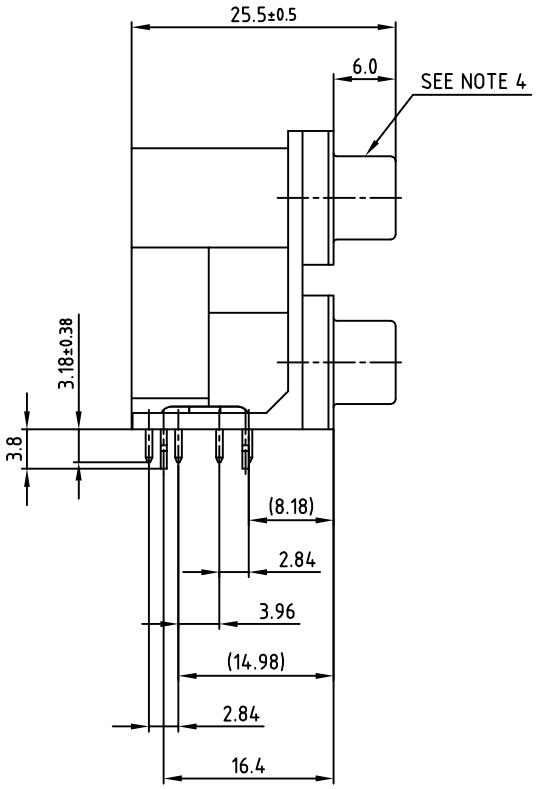

No. of pos.	A	B	C	Part No.
2 x 9	30.8	16.30	25.00	DLS1SS5AN21X
2 x 15	39.2	24.60	33.30	DLS2SS5AN21X
2 x 25	53.1	38.30	47.10	DLS3SS5AN21X
2 x 37	69.4	54.80	63.50	DLS4SS5AN21X

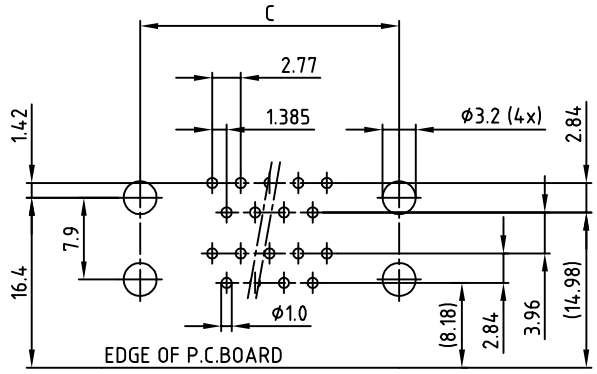

RECOMMENDED P.C.B. LAYOUT (TOP VIEW)
TOLERANCES: ±0.05mm

SPECIFICATION:

1. MATERIAL:
   INSULATOR: THERMAL PLASTIC UL 94 V-0
   CONTACTS: COPPER ALLOY
   SHELL: STEEL
   RIVET, BOARDLOCK: COPPER ALLOY
2. CONTACT PLATING:
   UNDERPLATE: 50µin NICKEL
   CONTACT AREA: GOLD FLASH
   SOLDER TAILS AREA: 100µin TIN / LEAD FREE
3. ELECTRICAL:
   OPERATION VOLTAGE: 250 VAC max.
   CURRENT RATING: 3 A max.
   CONTACT RESISTANCE: 25 mOHM max.
   INSULATION RESISTANCE: 3000 MOHM min. @ 500 VDC
   DIELECTRIC WITHSTANDING VOLTAGE: 1000 VAC / MINUTE
   TEMPERATURE RANGE: -55°C TO +105°C
4. CONNECTOR IS PART MARKED: PART-NO. CONEC ABC

Directive 2002/95/EC RoHS compliant

THIS DRAWING MAY NOT BE COPIED OR REPRODUCED IN ANY WAY, AND MAY NOT BE PASSED ON TO A THIRD PARTY WITHOUT WRITTEN PERMISSION. OWNERSHIP AND COPYRIGHT OF CONEC GmbH
DO NOT ALTER CAD DRAWING BY HAND

rev.	description	date	name
a	Original		

UNLESS OTHERWISE SPECIFIED TOLERANCE
0. ±0.5
0.0 ±0.3
0.00 ±0.2

	date	name
2013		
drawn	20.03.	Lehmenkühler
appd.	20.03.	Kühle
norm		
d-old	C0411K07D	

scale: 2:1
material: SEE SPECIFICATION

title:
DUAL-PORT 15.88mm
FEMALE / FEMALE 2x9pos. - 2x37pos.
with PCB Clips

dwg no: 16K1A3205
AutoCAD 2013
DIN-A 3
sh: 1/1

part no: SEE TABLE

Downloaded from Arrow.com.