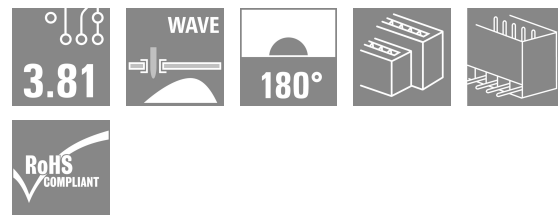



## SCD 3.81/20/180G 3.2SN OR BX

**Weidmüller Interface GmbH & Co. KG**  
 Klingenbergstraße 26  
 D-32758 Detmold  
 Germany

[www.weidmueller.com](http://www.weidmueller.com)

### Product image



Two-tier SCD pin header for wave soldering.

- It allows you to use two interfaces on only one surface and with only one step in the work flow.
- Outlet direction: 180° (standing).
- Connections at the same level and with access that is flush over the front board.
- Space for labelling and coding
- Packed in cardboard box.

Weidmüller's 3.81-mm-pitch (0.15 inch) plug-in connectors are compatible with the layouts of standard connectors and offer space for labelling and coding.

### General ordering data

|              |  |
|--------------|--|
| Version      | PCB plug-in connector, male header, closed side, THT solder connection, 3.81 mm, Number of poles: 20, 180°, Solder pin length (l): 3.2 mm, tinned, orange, Box |
| Order No.    | <a href="#">1030020000</a>   |
| Type         | SCD 3.81/20/180G 3.2SN OR BX   |
| GTIN (EAN)   | 4032248759125  |
| Qty.         | 28 items   |
| Product data | IEC: 320 V / 17.5 A<br>UL: 300 V / 11 A  |
| Packaging    | Box  |

Creation date 25.05.2026 05:43:35 MEZ

Catalogue status / Drawings

## SCD 3.81/20/180G 3.2SN OR BX

Weidmüller Interface GmbH & Co. KG  
Klingenbergstraße 26  
D-32758 Detmold  
Germany

www.weidmueller.com

## Technical data

## Approvals

Approvals



ROHS Conform  
UL File Number Search [UL Website](#)  
Certificate No. (cURus) E60693

## Dimensions and weights

|                          |             |                 |             |
|--------------------------|-------------|-----------------|-------------|
| Depth                    | 22.7 mm     | Depth (inches)  | 0.8937 inch |
| Height                   | 25.1 mm     | Height (inches) | 0.9882 inch |
| Height of lowest version | 21.9 mm     | Width           | 39.49 mm    |
| Width (inches)           | 1.5547 inch | Net weight      | 14.51 g     |

## Environmental Product Compliance

RoHS Compliance Status Compliant without exemption  
REACH SVHC No SVHC above 0.1 wt%

## System specifications

| Product family                               | OMNIMATE Signal - series BC/SC 3.81                 | Type of connection                         | Board connection             |
|--|---|--|------------------------------|
| Mounting onto the PCB                        | THT solder connection                               | Pitch in mm (P)                            | 3.81 mm                      |
| Pitch in inches (P)                          | 0.150 "   | Outgoing elbow                             | 180°                         |
| Number of poles                              | 20  | Number of solder pins per pole             | 1                            |
| Solder pin length (l)                        | 3.2 mm  | Solder pin length tolerance                | +0,02 / -0.2 mm              |
| Solder pin dimensions                        | d = 1.0 mm, Octagonal                               | Solder pin dimensions = d tolerance        | 0 / -0,03 mm                 |
| Solder eyelet hole diameter (D)              | 1.2 mm  | Solder eyelet hole diameter tolerance (D)  | + 0,1 mm                     |
| L1 in mm                                     | 34.29 mm  | L1 in inches                               | 1.350 "                      |
| Number of rows                               | 2   | Pin series quantity                        | 2                            |
| Touch-safe protection acc. to DIN VDE 57 106 | finger-safe unplugged/<br>back-of-hand-safe plugged | Touch-safe protection acc. to DIN VDE 0470 | IP20 plugged/ IP10 unplugged |
| Volume resistance                            | ≤5 mΩ   | Can be coded                               | Yes                          |
| Plugging force/pole, max.                    | 8 N   | Pulling force/pole, max.                   | 5.5 N                        |

## Material data

|                                       |          |                                       |              |
|---------------------------------------|----------|---------------------------------------|--------------|
| Insulating material                   | PA GF    | Colour                                | orange       |
| Colour chart (similar)                | RAL 2000 | Insulating material group             | II           |
| Comparative Tracking Index (CTI)      | ≥ 550    | Moisture Level (MSL)                  |              |
| UL 94 flammability rating             | V-0      | Contact material                      | Copper alloy |
| Contact surface                       | tinned   | Storage temperature, min.             | -40 °C       |
| Storage temperature, max.             | 70 °C    | Operating temperature, min.           | -50 °C       |
| Operating temperature, max.           | 120 °C   | Temperature range, installation, min. | -25 °C       |
| Temperature range, installation, max. | 120 °C   |                                       |              |

## Rated data acc. to IEC

|   |                        |   |        |
|---|------------------------|---|--------|
| tested acc. to standard                       | IEC 60664-1, IEC 61984 | Rated current, min. number of poles (Tu=20°C)                 | 17.5 A |
| Rated current, min. number of poles (Tu=40°C) | 17 A                   | Rated voltage for surge voltage class / pollution degree II/2 | 320 V  |

## SCD 3.81/20/180G 3.2SN OR BX

**Weidmüller Interface GmbH & Co. KG**  
 Klingenbergstraße 26  
 D-32758 Detmold  
 Germany

www.weidmueller.com

### Technical data

|   |        |   |                  |
|---|--------|---|------------------|
| Rated voltage for surge voltage class / pollution degree III/2            | 160 V  | Rated voltage for surge voltage class / pollution degree III/3        | 160 V            |
| Rated impulse voltage for surge voltage class/ pollution degree II/2      | 2.5 kV | Rated impulse voltage for surge voltage class/ pollution degree III/2 | 2.5 kV           |
| Rated impulse voltage for surge voltage class/ contamination degree III/3 | 2.5 kV | Short-time withstand current resistance                               | 3 x 1s with 76 A |

#### Rated data acc. to CSA

|                                   |       |                                   |      |
|-----------------------------------|-------|-----------------------------------|------|
| Rated voltage (Use group B / CSA) | 300 V | Rated current (Use group B / CSA) | 11 A |
| Rated current (Use group D / CSA) | 10 A  |                                   |      |

#### Rated data acc. to UL 1059

|                                       |  |                                       |        |
|---------------------------------------|--|---------------------------------------|--------|
| Institute (cURus)                     | CURUS  | Certificate No. (cURus)               | E60693 |
| Rated voltage (Use group B / UL 1059) | 300 V  | Rated voltage (Use group D / UL 1059) | 300 V  |
| Rated current (Use group B / UL 1059) | 11 A   | Rated current (Use group D / UL 1059) | 10 A   |
| Reference to approval values          | Specifications are maximum values, details - see approval certificate. |                                       |        |

#### Packing

|           |           |            |           |
|-----------|-----------|------------|-----------|
| Packaging | Box       | VPE length | 25.00 mm  |
| VPE width | 250.00 mm | VPE height | 260.00 mm |

#### Important note

|                |   |
|----------------|---|
| IPC conformity | Conformity: The products are developed, manufactured and delivered according international recognized standards and norms and comply with the assured properties in the data sheet resp. fulfill decorative properties in accordance with IPC-A-610 "Class 2". Further claims on the products can be evaluated on request.  |
| Notes          | <ul style="list-style-type: none"> <li>• Additional variants on request</li> <li>• Rated current related to rated cross-section &amp; min. No. of poles.</li> <li>• Rated data refer only to the component itself. Clearance and creepage distances to other components are to be designed in accordance with the relevant application standards.</li> <li>• P on drawing = pitch</li> <li>• In accordance with IEC 61984, OMNIMATE-connectors are connectors without breaking capacity (COC). During designated use, connectors are not allowed to be engaged or disengaged when live or under load</li> <li>• Long term storage of the product with average temperature of 50 °C and maximum humidity 70%, 36 months</li> </ul> |

#### Classifications

|             |             |             |             |
|-------------|-------------|-------------|-------------|
| ETIM 8.0    | EC002637    | ETIM 9.0    | EC002637    |
| ETIM 10.0   | EC002637    | ECLASS 14.0 | 27-46-02-01 |
| ECLASS 15.0 | 27-46-02-01 |             |             |


SCD 3.81/20/180G 3.2SN OR BX

Weidmüller Interface GmbH & Co. KG  
Klingenbergstraße 26  
D-32758 Detmold  
Germany

www.weidmueller.com

Drawings

Product image



Dimensional drawing

