

Discontinue Issue Date	Last Purchase Order Date	Last Shipment Date
May 15, 2024	Mar. 31, 2026	Dec. 31, 2026

• Please refer to our Web site about replacement information.

# INDUCTORS



Inductors for power circuits  
Wound ferrite  
CLF-D series (for automotive)



AEC-Q200

## CLF12555-D type



### FEATURES

- Magnetic shield type wound inductor for power circuits.
- It can be used at a wide temperature range. -40 to +150°C (including self-temperature rise)
- 1 to 470μH, wide E-6 series lineup allows for various usages.
- Operating temperature range: -40 to +150°C (including self-temperature rise)
- Compliant with AEC-Q200

### APPLICATION

- Automotive-related equipment (ECM, airbags, headlights, electronic power steering, meters, ABS, other)

### PART NUMBER CONSTRUCTION

CLF	12555	T	-	1R0	N	-	D
Series name	LxWxH dimensions 12.5x12.1x5.5 mm	Packaging style		Inductance (μH)	Inductance tolerance		Internal code

### CHARACTERISTICS SPECIFICATION TABLE

L (μH)	Measuring frequency Tolerance	DC resistance (kHz)	Rated current* Isat (A)typ.	Itemp (A)typ.	Part No.	
						(mΩ)
1.0	±30%	100	6.4±30%	20.0	7.3	<a href="#">CLF12555T-1R0N-D</a>
1.5	±30%	100	7.3±30%	16.4	6.7	<a href="#">CLF12555T-1R5N-D</a>
2.2	±30%	100	8.8±30%	13.1	6.1	<a href="#">CLF12555T-2R2N-D</a>
3.3	±30%	100	10.3±30%	11.4	5.7	<a href="#">CLF12555T-3R3N-D</a>
4.7	±30%	100	11.7±30%	9.6	5.3	<a href="#">CLF12555T-4R7N-D</a>
6.8	±30%	100	15.0±30%	8.0	4.7	<a href="#">CLF12555T-6R8N-D</a>
10	±20%	100	21±20%	6.7	3.9	<a href="#">CLF12555T-100M-D</a>
15	±20%	100	31±20%	5.4	3.2	<a href="#">CLF12555T-150M-D</a>
22	±20%	100	43±20%	4.8	2.8	<a href="#">CLF12555T-220M-D</a>
33	±20%	100	67±20%	4.0	2.2	<a href="#">CLF12555T-330M-D</a>
47	±20%	100	100±20%	3.2	1.8	<a href="#">CLF12555T-470M-D</a>
68	±20%	100	125±20%	2.6	1.6	<a href="#">CLF12555T-680M-D</a>
100	±20%	100	190±20%	2.1	1.3	<a href="#">CLF12555T-101M-D</a>
150	±20%	100	260±20%	1.8	1.1	<a href="#">CLF12555T-151M-D</a>
220	±20%	100	370±20%	1.5	0.9	<a href="#">CLF12555T-221M-D</a>
330	±20%	100	560±20%	1.2	0.7	<a href="#">CLF12555T-331M-D</a>
470	±20%	100	795±20%	1.0	0.6	<a href="#">CLF12555T-471M-D</a>

\* Rated current: smaller value of either Isat or Itemp.

Isat: When based on the inductance change rate (10% below the nominal value)

Itemp: When based on the temperature increase (temperature increase of 30°C by self heating)

#### Measurement equipment

Measurement item	Product No.	Manufacturer
L	4285A	Keysight Technologies
DC resistance	AN-114N	ADEX
Rated current Isat	4285A+42841A+42842C	Keysight Technologies

\* Equivalent measurement equipment may be used.



⚠ Please be sure to request delivery specifications that provide further details on the features and specifications of the products for proper and safe use.  
Please note that the contents may change without any prior notice due to reasons such as upgrading.

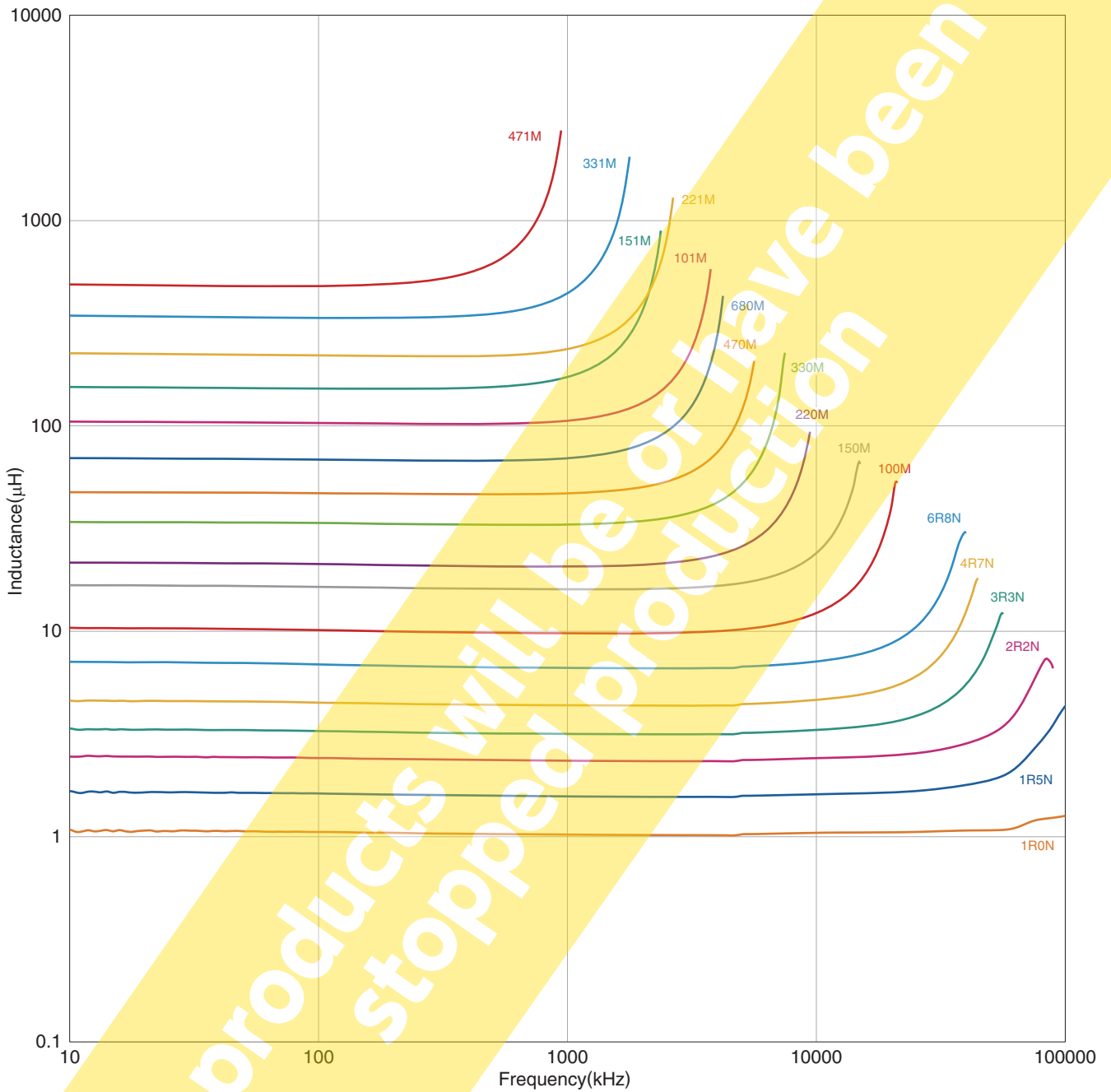
(1/5)

20190417

inductor\_automotive\_power\_clf12555-d\_en

# CLF12555-D type

## L FREQUENCY CHARACTERISTICS



Measurement equipment

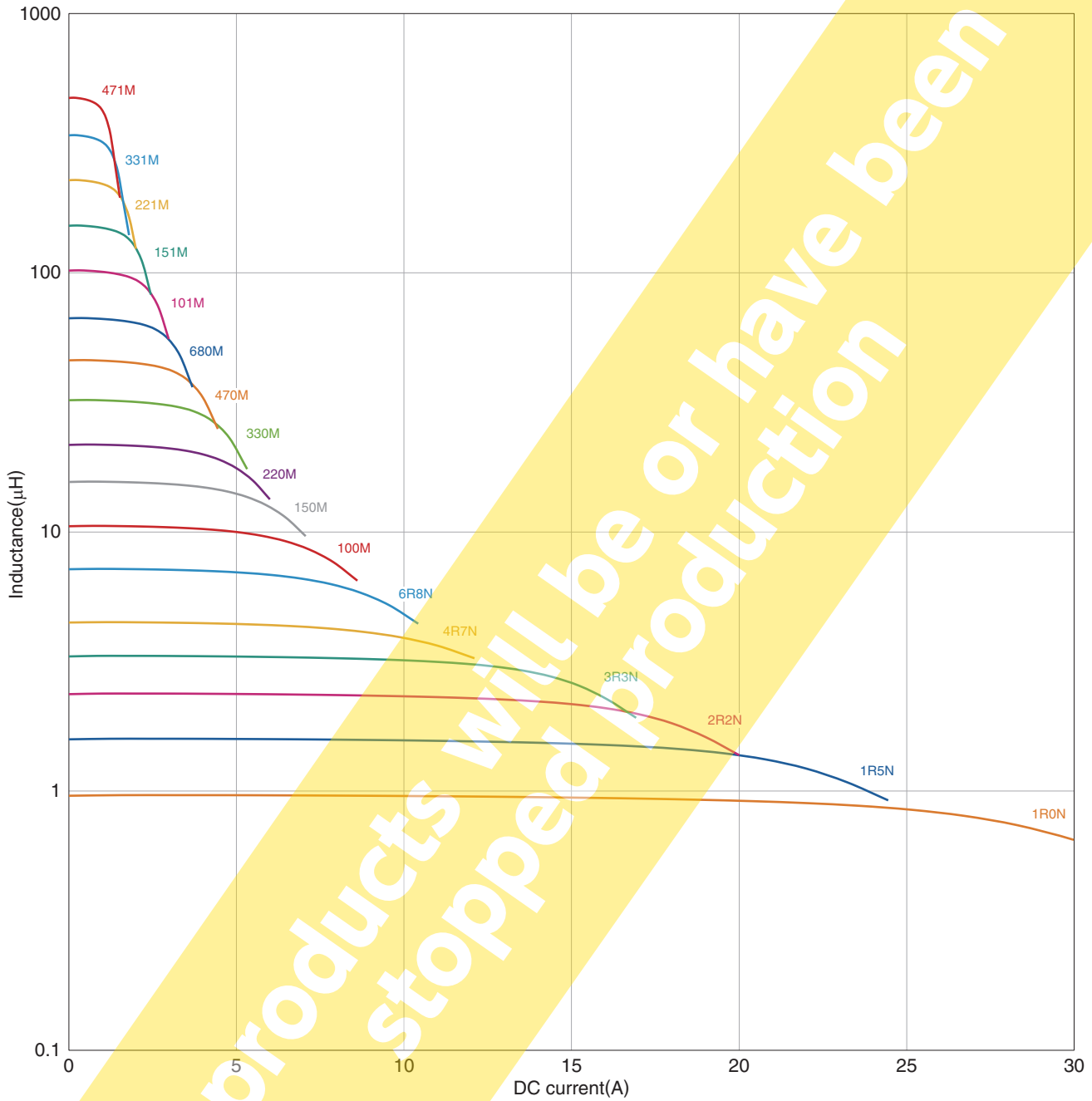
Product No.	Manufacturer
4294A	Keysight Technologies

\* Equivalent measurement equipment may be used.

⚠ Please be sure to request delivery specifications that provide further details on the features and specifications of the products for proper and safe use. (2/5)  
Please note that the contents may change without any prior notice due to reasons such as upgrading.

# CLF12555-D type

## INDUCTANCE VS. DC BIAS CHARACTERISTICS



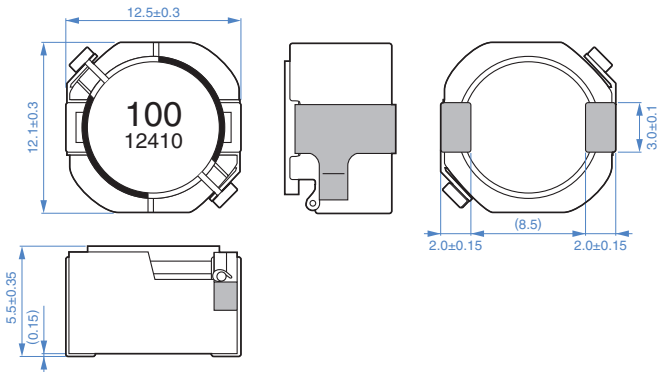
Measurement equipment

Product No.	Manufacturer
4285A+42841A+42842C	Keysight Technologies

\* Equivalent measurement equipment may be used.

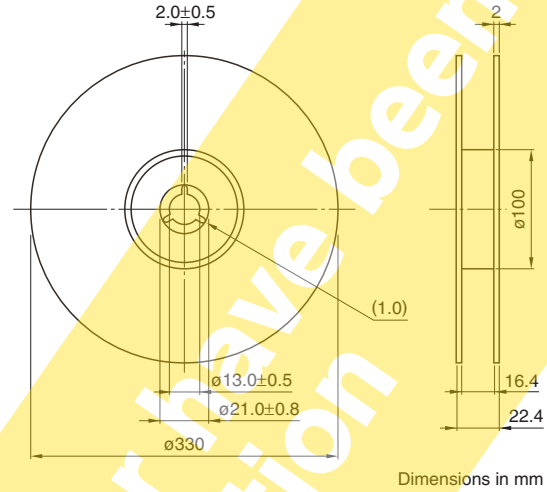
# CLF12555-D type

## SHAPE & DIMENSIONS

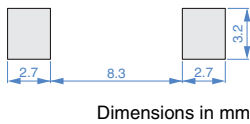


## PACKAGING STYLE

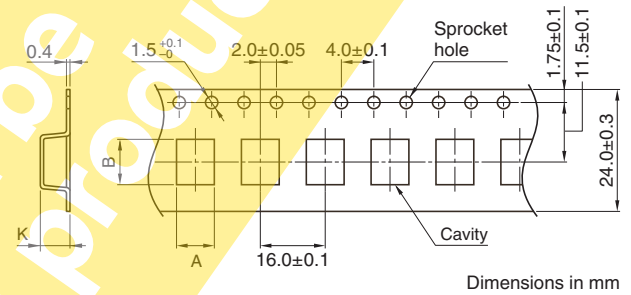
### REEL DIMENSIONS



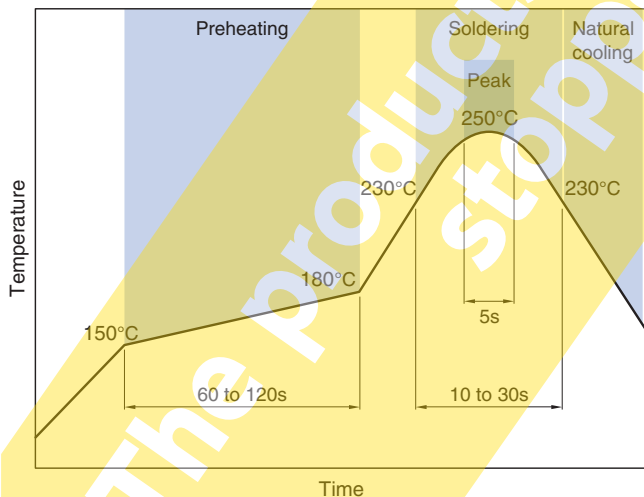
## RECOMMENDED LAND PATTERN



### TAPE DIMENSIONS



## RECOMMENDED REFLOW PROFILE



### PACKAGE QUANTITY

Package quantity	500 pcs/reel
------------------	--------------

## TEMPERATURE RANGE, INDIVIDUAL WEIGHT

Operating temperature range*	Storage temperature range**	Individual weight
-40 to +150 °C	-40 to +150 °C	3.1 g

\* Operating temperature range includes self-temperature rise.

\*\* The storage temperature range is for after the assembly.

## REMINDERS FOR USING THESE PRODUCTS

Before using these products, be sure to request the delivery specifications.

### SAFETY REMINDERS

Please pay sufficient attention to the warnings for safe designing when using this products.

#### REMINDERS

- The storage period is within 12 months. Be sure to follow the storage conditions (temperature: 5 to 40°C, humidity: 10 to 75% RH or less).  
If the storage period elapses, the soldering of the terminal electrodes may deteriorate.
- Soldering corrections after mounting should be within the range of the conditions determined in the specifications.  
If overheated, a short circuit, performance deterioration, or lifespan shortening may occur.
- Do not use products that have received any excessive mechanical shock such as by being dropped.
- When embedding a printed circuit board where a chip is mounted to a set, be sure that residual stress is not given to the chip due to the overall distortion of the printed circuit board and partial distortion such as at screw tightening portions.
- Self heating (temperature increase) occurs when the power is turned ON, so the tolerance should be sufficient for the set thermal design.
- Do not expose the products to magnets or magnetic fields.
- The performance of the product may deteriorate if coating materials are used, thus please assess the situation beforehand by taking this factor into consideration.
- Do not use for a purpose outside of the contents regulated in the delivery specifications.
- The products listed on this catalog are intended for use in general electronic equipment (AV equipment, telecommunications equipment, home appliances, amusement equipment, computer equipment, personal equipment, office equipment, measurement equipment, industrial robots) under a normal operation and use condition.  
The products are not designed or warranted to meet the requirements of the applications listed below, whose performance and/or quality require a more stringent level of safety or reliability, or whose failure, malfunction or trouble could cause serious damage to society, person or property.  
If you intend to use the products in the applications listed below or if you have special requirements exceeding the range or conditions set forth in the each catalog, please contact us.

- (1) Aerospace/aviation equipment
- (2) Transportation equipment (electric trains, ships, etc.)
- (3) Medical equipment
- (4) Power-generation control equipment
- (5) Atomic energy-related equipment
- (6) Seabed equipment
- (7) Transportation control equipment

- (8) Public information-processing equipment
- (9) Military equipment
- (10) Electric heating apparatus, burning equipment
- (11) Disaster prevention/crime prevention equipment
- (12) Safety equipment
- (13) Other applications that are not considered general-purpose applications

When designing your equipment even for general-purpose applications, you are kindly requested to take into consideration securing protection circuit/device or providing backup circuits in your equipment.