

171825-8 ✓ ACTIVE

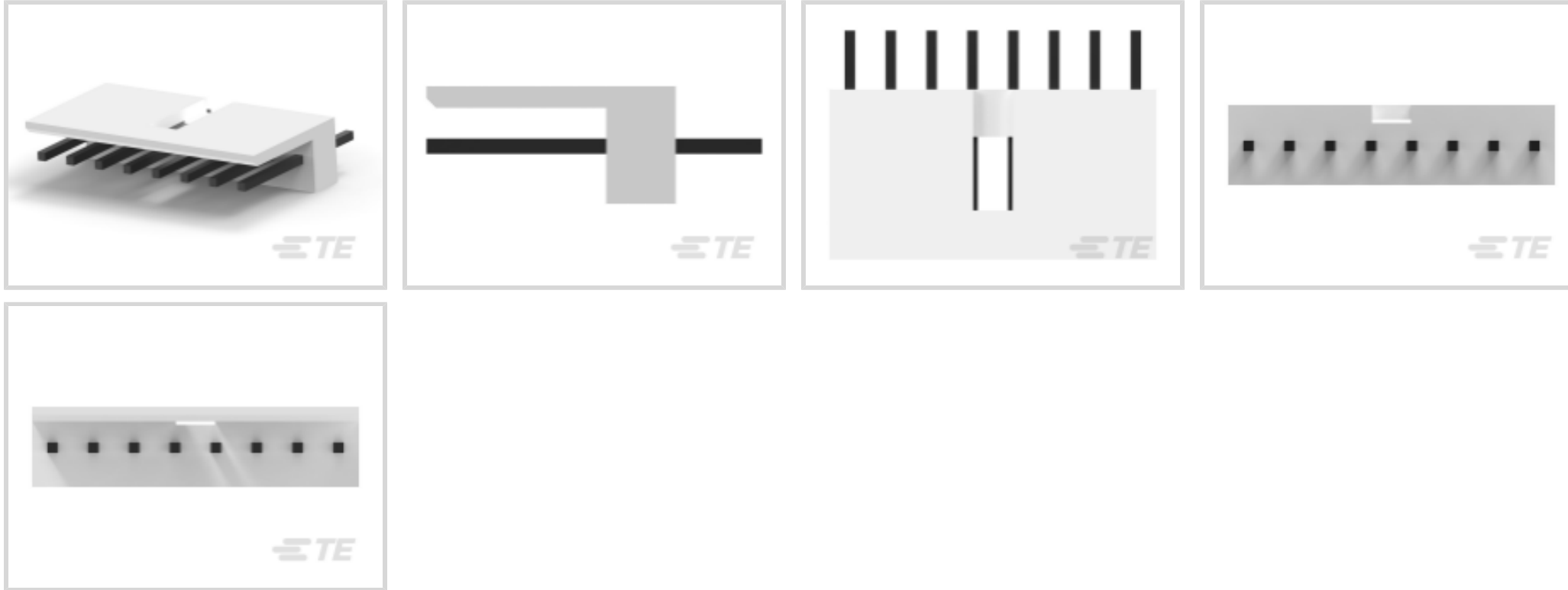
TE Internal #: 171825-8

PCB Mount Header, Vertical, Wire-to-Board, 8 Position, 2.5 mm [.098 in] Centerline, Partially Shrouded, Tin (Sn), Through Hole - Solder, Signal

[View on TE.com >](#)



Connectors > PCB Connectors > PCB Headers & Receptacles



PCB Connector Type: **PCB Mount Header**

PCB Mount Orientation: **Vertical**

Connector System: **Wire-to-Board**

Number of Positions: **8**

Centerline (Pitch): **2.5 mm [.098 in]**

Features

Product Type Features

PCB Connector Type	PCB Mount Header
Connector System	Wire-to-Board
Header Type	Partially Shrouded
Sealable	No
Connector & Contact Terminates To	Printed Circuit Board
Connector Product Type	Connector Assembly

Configuration Features

PCB Mount Orientation	Vertical
Number of Positions	8
Number of Rows	1

Electrical Characteristics

Operating Voltage	250 VDC
-------------------	---------

Body Features

Connector Profile	Low
-------------------	-----



Primary Product Color	Natural
-----------------------	---------

Contact Features

Mating Square Post Dimension	.64 mm[.025 in]
PCB Contact Termination Area Plating Material Thickness	.8 μ m
Contact Shape & Form	Square
Contact Mating Area Length	7.5 mm[.295 in]
Contact Base Material	Brass
PCB Contact Termination Area Plating Material	Tin
Contact Mating Area Plating Material	Tin (Sn)
Contact Mating Area Plating Material Thickness	.8 μ m[31.49 μ in]
Contact Type	Pin
Contact Current Rating (Max)	5 A

Termination Features

Termination Post & Tail Length	3.6 mm[.142 in]
Square Termination Post & Tail Dimension	.64 mm[.025 in]
Termination Method to PCB	Through Hole - Solder

Mechanical Attachment

Panel Mount Feature	Without
Mating Retention Type	Polarized Lock
PCB Mount Retention Type	Retention Solder Tails
Mating Alignment Type	Polarization
PCB Mount Alignment	Without
Mating Retention	With
PCB Mount Retention	With
Connector Mounting Type	Board Mount
Mating Alignment	With

Housing Features

Centerline (Pitch)	2.5 mm[.098 in]
Housing Material	6/6 Nylon

Dimensions

PCB Thickness (Recommended)	1.6 mm[.063 in]
Connector Height	10.4 mm[.409 in]



Connector Length	20 mm[.787 in]
------------------	----------------

Usage Conditions

Operating Temperature Range	-20 – 95 °C[-4 – 203 °F]
-----------------------------	--------------------------

Operation/Application

Circuit Application	Signal
---------------------	--------

Industry Standards

Compatible With Agency/Standards Products	UL
UL Flammability Rating	UL 94V-0

Packaging Features

Packaging Quantity	500
Packaging Method	Bag, Box

Product Compliance

[For compliance documentation, visit the product page on TE.com>](#)

EU RoHS Directive 2011/65/EU	Compliant
EU ELV Directive 2000/53/EC	Compliant
China RoHS 2 Directive MIIT Order No 32, 2016	有害物质含量符合标准要求 No Restricted Substance(s) Above Threshold
EU REACH Regulation (EC) No. 1907/2006	Current ECHA Candidate List: JUNE 2025 (250) Candidate List Declared Against: JUNE 2025 (250) Does not contain REACH SVHC
Halogen Content	Low Halogen - Br, Cl, F < 900 ppm per homogenous material. Also BFR/CFR/PVC Free
Solder Process Capability	Wave solder capable to 265°C

Product Compliance Disclaimer

This information is provided based on reasonable inquiry of our suppliers and represents our current actual knowledge based on the information they provided. This information is subject to change. The part numbers that TE has identified as EU RoHS compliant have a maximum concentration of 0.1% by weight in homogenous materials for lead, hexavalent chromium, mercury, PBB, PBDE, DBP, BBP, DEHP, DIBP, and 0.01% for cadmium, or qualify for an exemption to these limits as defined in the Annexes of Directive 2011/65/EU (RoHS2). Finished electrical and electronic equipment products will be CE marked as required by Directive 2011/65/EU. Components may not be CE marked. Additionally, the part numbers that TE has identified as EU ELV compliant have a maximum concentration of 0.1% by weight in homogenous materials for lead, hexavalent chromium, and mercury, and 0.01% for cadmium, or qualify for an exemption to these limits as defined in the Annexes of Directive 2000/53/EC (ELV). Regarding the REACH Regulation, the information TE provides on SVHC in articles for this part number is based on the latest European Chemicals Agency (ECHA) 'Guidance on requirements for substances in articles' posted at this URL: <https://echa.europa.eu/guidance-documents/guidance-on-reach>

Compatible Parts



TE Part # 172186-8
8P REC ASSY MTEI FEED THRU #24



TE Part # 171822-8
EIS REC. HSG 8P-NATURAL



TE Part # 172187-8
MTEI CONN. 8P REC FEED THRU



TE Part # 172142-8
EIS LOW PROFILE HSG 8P NATURAL



TE Part # 174810-8
EIS POST HDR ASSY V TUBE PACK

Customers Also Bought



TE Part #171825-4
TYPE V EIS CONNECTOR 4P ASSY



TE Part #171826-2
2POS POST HEADER ASSY



TE Part #171826-3
3P POST HEADER ASSY EI



TE Part #171826-5
POST HDR ASSY HDR AMP EI CONN




TE Part #171826-6
POST HEADER ASSY HORIZ EI



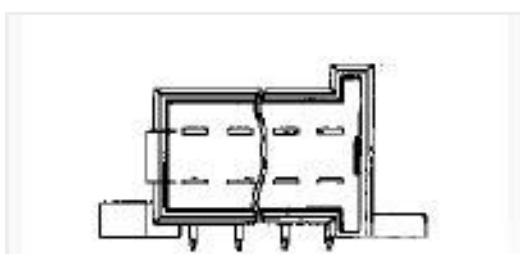
TE Part #1-171826-0
EI.SRS.POST HDR.ASS



TE Part #1-1939995-3
DYNAMIC D1100D SMT-HDR V 26P
BLACK X



TE Part #6-2176316-2
MELF SMA_A 10K 1% 50PPM 0207 1W
BLACK X



TE Part #828801-3
2X 4P MESSERLEI 3,0



TE Part #1-1414312-0
V23134M0052X440-EV-CBOX



Documents

CAD Files

3D PDF

3D

Customer View Model

[ENG_CVM_CVM_171825-8_Y2.2d_dxf.zip](#)

English

Customer View Model

[ENG_CVM_CVM_171825-8_Y2.3d_igs.zip](#)

English

Customer View Model

[ENG_CVM_CVM_171825-8_Y2.3d_stp.zip](#)

English

By downloading the CAD file I accept and agree to the [Terms and Conditions](#) of use.

Datasheets & Catalog Pages

[1-1773972-5_EIS_Connectors_Brochure](#)

English

Product Specifications

[Crimping of AMP EI Series Connector Contacts](#)

Japanese

[Application Specification](#)

Japanese

Agency Approvals

[Agency Approval Document](#)

English