REVISIONS					
REV	ECO	DESCRIPTION	DATE	BY	APPR
B1	-	RELEASE NEW DWG FORMAT	Feb.06,2014	Tod	Tommy
B2	-	UPDATE THE DURABILITY	Jun.27,2015	Drack	Tommy
B3	-	UPDATED	04DEC15	MRF	Tommy

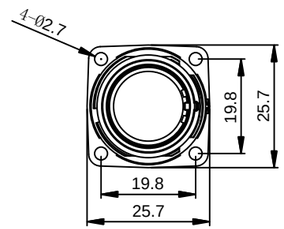

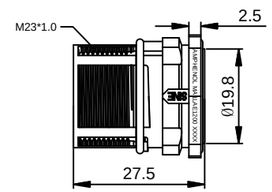

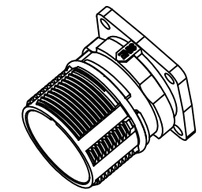

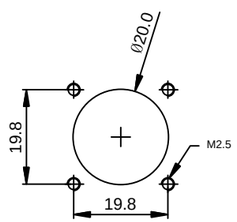

MOUNTING HOLE

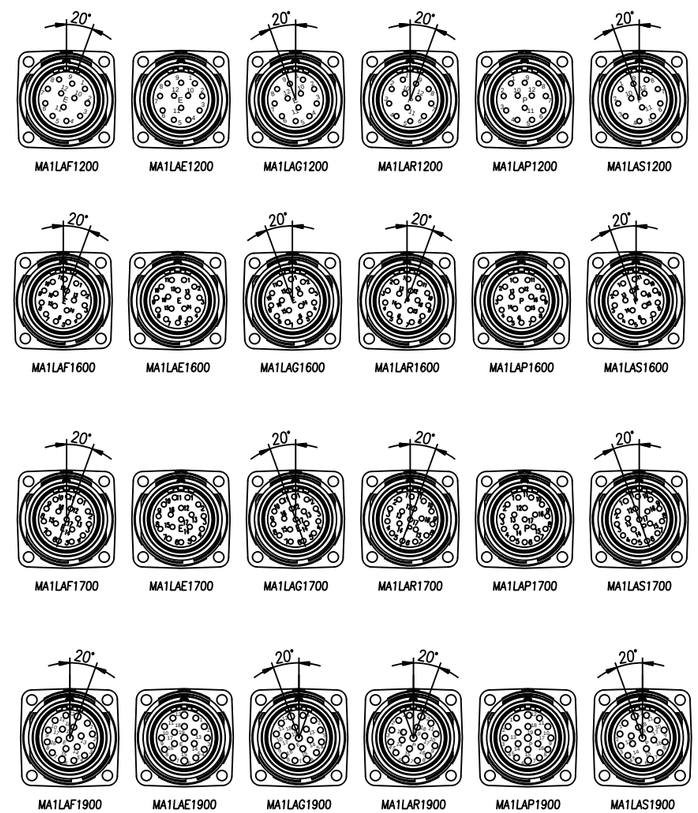

NOTES: UNLESS OTHERWISE SPECIFIED

1. MATERIAL:
   INSULATION INSERT: PA66,UL94 V0
   SEAL: VITON
   HOUSING BODY: ZINC DIE CAST, NICKEL PLATED

2. SPECIFICATIONS:
   2.1 CURRENT RATING: 10 AMPS - 12 POSITION
   9 AMPS - 16 POSITION
   9 AMPS - 17 POSITION
   7 AMPS - 19 POSITION
   2.2 VOLTAGE RATING: 160V AC/DC - 12 POSITION
   125V AC/DC - 16 POSITION
   125V AC/DC - 17 POSITION
   63V AC/DC - 19 POSITION
   2.3 OPERATING TEMPERATURE: -20°C TO +130°C
   2.4 DIELECTRIC WITHSTANDING VOLTAGE: LESS THAN 2 MILLIAMPS CURRENT LEAKAGE @ 2500 VOLTS AC.
   2.5 DEGREE OF PROTECTION: IP67 (MATED CONDITION)
   2.6 DEGREE OF POLLUTION: 3 PER UL840
   2.7 OVERVOLTAGE CATEGORY: III PER UL840
   2.8 MATING CYCLE DURABILITY: >500 CYCLES
   2.9 RoHS COMPLIANT

3. ALL DIMENSIONS ARE FOR REFERENCE USE ONLY.

QUANTITY	PART NUMBER	DESCRIPTION	ITEM
-	MA1LAS1900	M23, RECP, ST, 19POS, P TYPE, KEYED "S"	27
-	MA1LAR1900	M23, RECP, ST, 19POS, P TYPE, KEYED "R"	26
-	MA1LAP1900	M23, RECP, ST, 19POS, P TYPE	25
-	MA1LAG1900	M23, RECP, ST, 19POS, E TYPE, KEYED "G"	24
-	MA1LAF1900	M23, RECP, ST, 19POS, E TYPE, KEYED "F"	23
-	MA1LAE1900	M23, RECP, ST, 19POS, E TYPE	22
			21
-	MA1LAS1700	M23, RECP, ST, 17POS, P TYPE, KEYED "S"	20
-	MA1LAR1700	M23, RECP, ST, 17POS, P TYPE, KEYED "R"	19
-	MA1LAP1700	M23, RECP, ST, 17POS, P TYPE	18
-	MA1LAG1700	M23, RECP, ST, 17POS, E TYPE, KEYED "G"	17
-	MA1LAF1700	M23, RECP, ST, 17POS, E TYPE, KEYED "F"	16
-	MA1LAE1700	M23, RECP, ST, 17POS, E TYPE	15
			14
-	MA1LAS1600	M23, RECP, ST, 16POS, P TYPE, KEYED "S"	13
-	MA1LAR1600	M23, RECP, ST, 16POS, P TYPE, KEYED "R"	12
-	MA1LAP1600	M23, RECP, ST, 16POS, P TYPE	11
-	MA1LAG1600	M23, RECP, ST, 16POS, E TYPE, KEYED "G"	10
-	MA1LAF1600	M23, RECP, ST, 16POS, E TYPE, KEYED "F"	9
-	MA1LAE1600	M23, RECP, ST, 16POS, E TYPE	8
			7
-	MA1LAS1200	M23, RECP, ST, 12POS, P TYPE, KEYED "S"	6
-	MA1LAR1200	M23, RECP, ST, 12POS, P TYPE, KEYED "R"	5
-	MA1LAP1200	M23, RECP, ST, 12POS, P TYPE	4
-	MA1LAG1200	M23, RECP, ST, 12POS, E TYPE, KEYED "G"	3
-	MA1LAF1200	M23, RECP, ST, 12POS, E TYPE, KEYED "F"	2
-	MA1LAE1200	M23, RECP, ST, 12POS, E TYPE	1

MATERIALS LIST

UNLESS OTHERWISE SPECIFIED
1) All dimensions are in metric(mm).
2) Tolerances are as follows:
1 PL DEC ±0.30 | Fractions ±1/64
2 PL DEC ±0.15 | Angles ±1°
3 PL DEC ±0.08
3) Note reference = X

MATERIAL SPECIFICATIONS:

PROCESS SPECIFICATIONS:

NEXT ASS'Y:

SIGNATURES		DATE
DRAWN:	Drack	Jun.27,2015
CHECKED:		
ENGINEER:		
APPROVAL:		
CUSTOMER:		

THIS DRAWING IS SUPPLIED FOR INFORMATION ONLY. DESIGN FEATURES, SPECIFICATIONS AND PERFORMANCE DATA SHOWN HEREON ARE THE PROPERTY OF THE AMPHENOL CORPORATION. NO RIGHTS OF REPRODUCTION ARE IMPLIED. ALL DIMENSIONS ARE SUBJECT TO NORMAL MANUFACTURING VARIATIONS.

Amphenol

Sine Systems - www.amphenol-sine.com
44724 Morley Drive
Clinton Township, MI 48036

M23, RECEPTACLE, STRAIGHT, THREADED

SIZE	TYPE	DWG NO:	REVISION
B	C-	MA1LAxxx00	B3

SCALE: NONE | C-MA1LAxxx00 | SHEET 1 OF 1

TITLE: M23, RECEPTACLE, STRAIGHT, THREADED
DWG NO: MA1LAxxx00
REV: B3
SH: 1
OF: 1

Downloaded from Arrow.com.