


Product Status	EOL Announced
	Recommended Alternate Part No. : NLFV25T-150K-EF (Interchangeability is not guaranteed.)
	Discontinue Issue Date : Nov.19, 2024
	Last Purchase Order Date : Mar.31, 2026
	Last Shipment Date : Sep.30, 2026
Applications	Commercial Grade
Feature	No DirectivityNo Directivity
	Wire WoundWire Wound
	ShieldMagnetic Shield
	Ferrite CoreFerrite Core
Series Type	NLFV25-PF
Brand	TDK
Environmental Compliance	<div><div>RoHS</div><div>REACH</div><div>Halogen Free</div></div>



Size	
Length(L)	2.50mm ±0.20mm
Width(W)	2.00mm ±0.10mm
Thickness Height	1.80mm ±0.10mm
Recommended Land Pattern (A)	1.00mm Nom.
Recommended Land Pattern (B)	1.50mm Nom.
Recommended Land Pattern (C)	1.50mm Nom.

Electrical Characteristics	
Inductance	15μH ±10% at 2.52MHz
Rated Current	130mA
DC Resistance [Typ.]	750mΩ
DC Resistance [Max.]	900mΩ
Self Resonant Frequency [Min.]	
Self Resonant Frequency [Typ.]	
Q [Min.]	
Q [Typ.]	

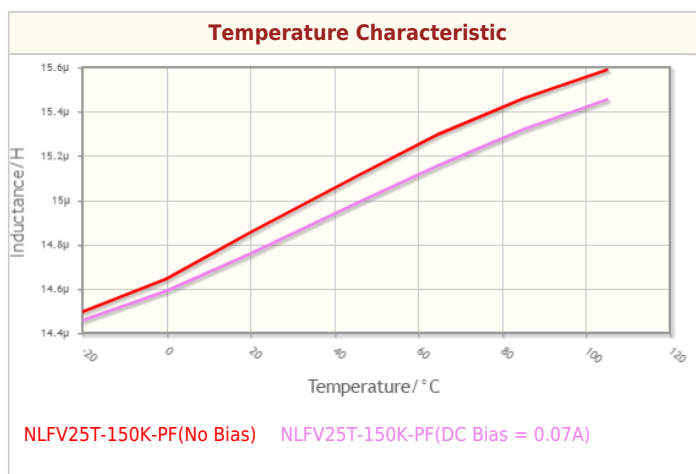
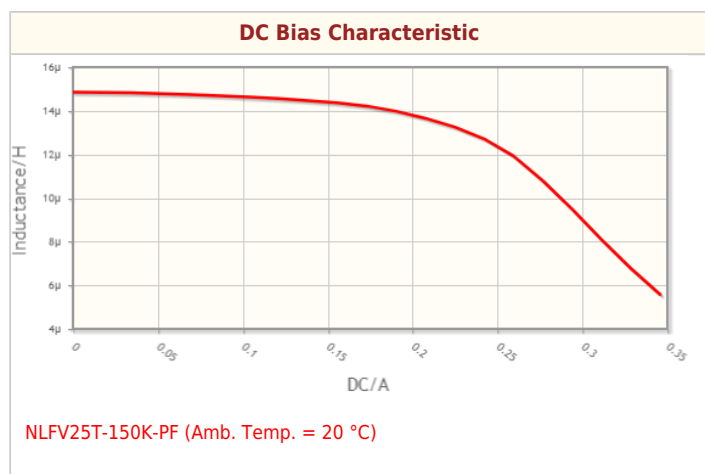
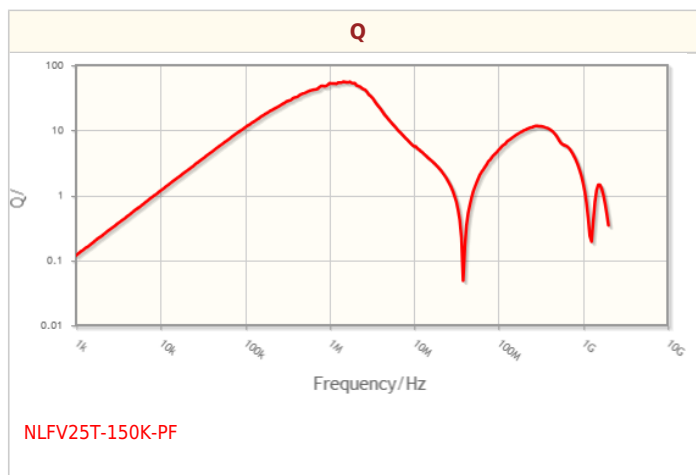
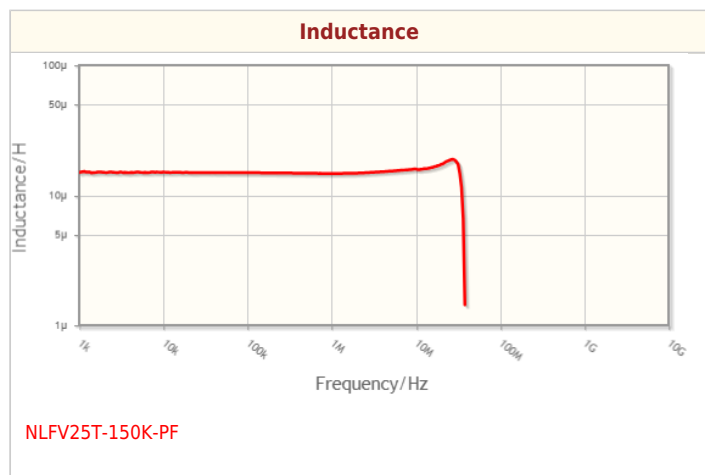
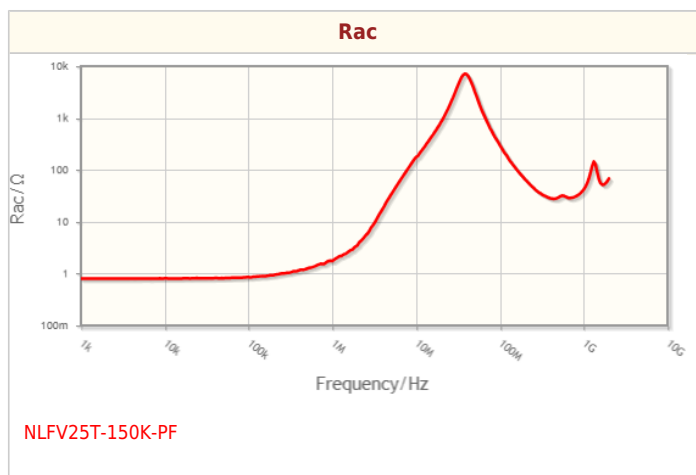
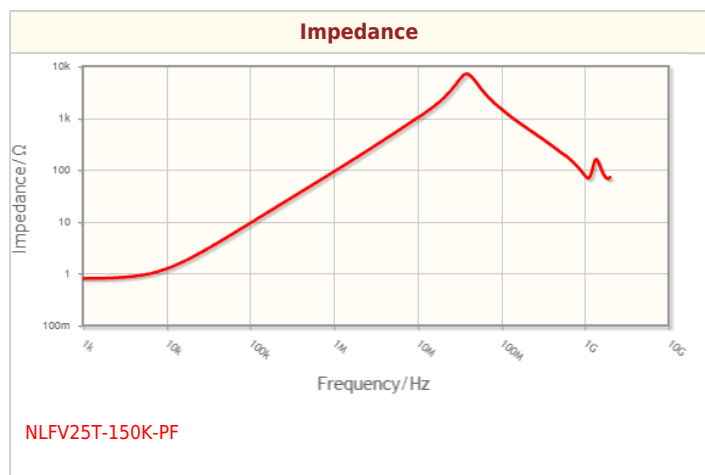
Other	
Operating Temp. Range	-40 to 105°C (Including Self-Temp. Rise)
Soldering Method	Wave (Flow)
	Reflow
	Iron Soldering

! Images are for reference only and show exemplary products.
! This PDF document was created based on the data listed on the TDK Corporation website.
! All specifications are subject to change without notice.

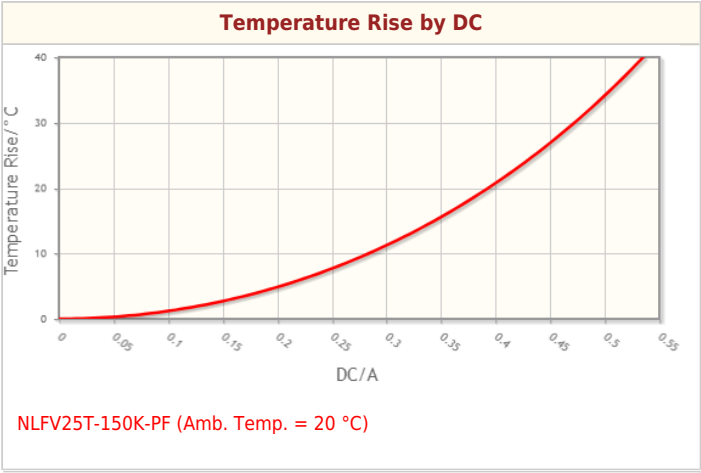
AEC-Q200	NO
Packing	Embossed (Plastic)Taping [180mm Reel]
Package Quantity	2000pcs
Weight	0.025g

NLFV25T-150K-PF

Characteristic Graphs(This is reference data, and does not guarantee the products characteristics.)



Characteristic Graphs(This is reference data, and does not guarantee the products characteristics.)



Associated Images

