

# ALT4ME5.0A - ALT4ME75A

## SURFACE MOUNT UNIDIRECTIONAL TRANSIENT VOLTAGE SUPPRESSORS

**STAND-OFF VOLTAGE - 5.0 to 75 Volts**

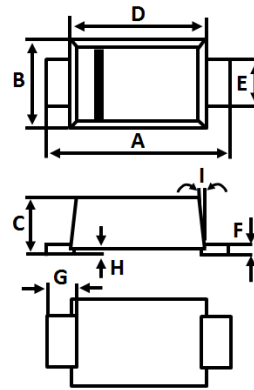
### FEATURES

- For surface mounted applications
- Reliable low cost construction utilizing molded plastic technique
- Plastic material has UL flammability classification 94V-O
- Typical IR less than 1uA above 10V
- Fast response time: typically less than 1.0ns for Uni-direction.
- RoHS compliant
- IEC6100-4-2, >30KV(air); >30KV(Contact).(Note.4)
- AEC-Q101 qualified
- PPAP capable
- Automotive grade
- **Lead-Free Finish; RoHS Compliant (Notes 1 & 2)**
- **Halogen and Antimony Free. "Green" Device (Note 3)**

### MECHANICAL DATA

- Package : Molded plastic
- Polarity : by cathode band denotes uni-directional device.
- Weight : 0.002 ounces, 0.0165 gram

### DO-219



DO-219			
DIM.	MIN.	TYP.	MAX
A	3.50	3.80	3.90
B	1.70	1.90	2.00
C	0.81	1.18	1.20
D	2.70	2.80	2.90
E	0.80	1.00	1.35
F	0.05	0.15	0.30
G	0.35	0.60	0.85
H	0.03	0.07	0.10
I	0°	5°	8°
All Dimensions in millimeter			

 CATHODE  ANODE

### MAXIMUM RATINGS AND ELECTRICAL CHARACTERISTICS

Ratings at 25°C ambient temperature unless otherwise specified.

Single phase, half wave, 60Hz, resistive or inductive load.

For capacitive load, derate current by 20%.

### ABSOLUTE RATINGS

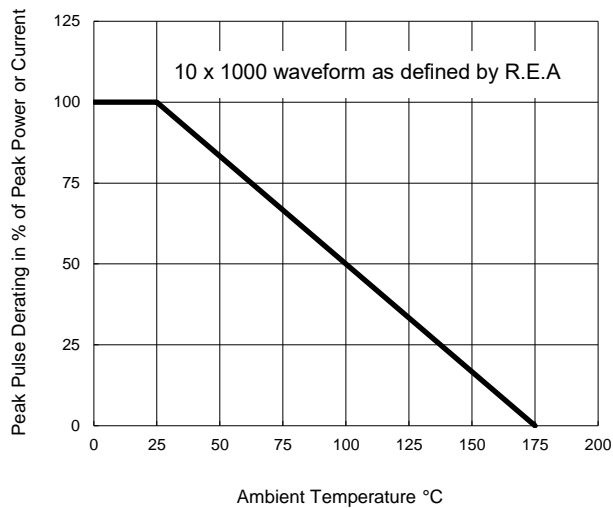
PARAMETER	SYMBOL	VALUE	UNIT
Peak Power Dissipation at TA = 25°C , TP = 1 ms (Note 5)	P <sub>PP</sub>	400	W
Peak Forward Surge Current 8.3ms single half sine-wave @ TJ = 25 °C (Note 6)	I <sub>FSM</sub>	40	A
Steady State Power Dissipation at TL =120°C	PM(AV)	1.0	W
Maximum Instantaneous forward voltage at 16A for unidirectional devices only (Note 7)	VF	3	V
Operating junction temperature range	T <sub>J</sub>	-55 to +175	°C
Storage temperature range	T <sub>STG</sub>	-55 to +175	°C

### NOTES :

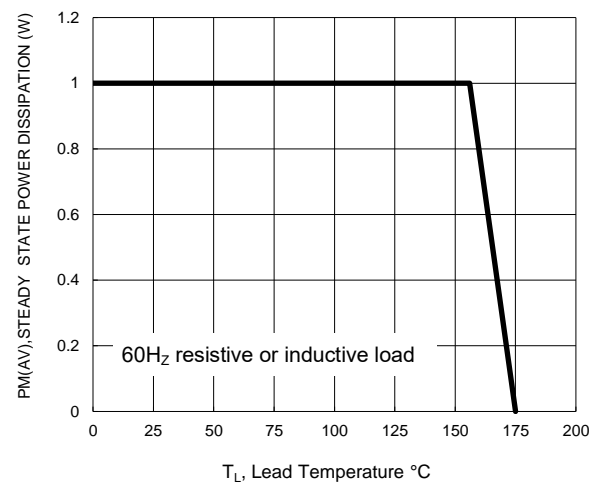
1. EU Directive 2002/95/EC (RoHS), 2011/65/EU (RoHS 2) & 2015/863/EU (RoHS 3) compliant. All applicable RoHS exemptions applied.
2. See <https://www.diodes.com/quality/lead-free/> for more information about Diodes Incorporated's definitions of Halogen- and Antimony-free, "Green" and Lead-free.
3. Halogen- and Antimony-free "Green" products are defined as those which contain <900ppm bromine, <900ppm chlorine (<1500ppm total Br + Cl) and <1000ppm antimony compounds.
4. ALT4ME5.0A thru ALT4ME24A devices that comply IEC 61000-4-2 levels.
5. Non-repetitive current pulse, per fig. 3 and derated above TA= 25°C per fig.1.
6. Only for unidirectional units.
7. VF max=3V at IF=16 A 300us square wave pulse.

**RATING AND CHARACTERISTIC CURVES**  
**ALT4ME5.0A - ALT4ME75A**

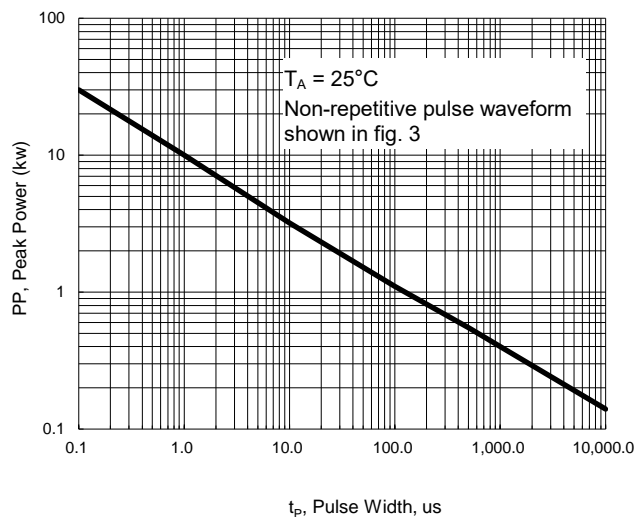
**FIG.1- Pulse Derating Curve**



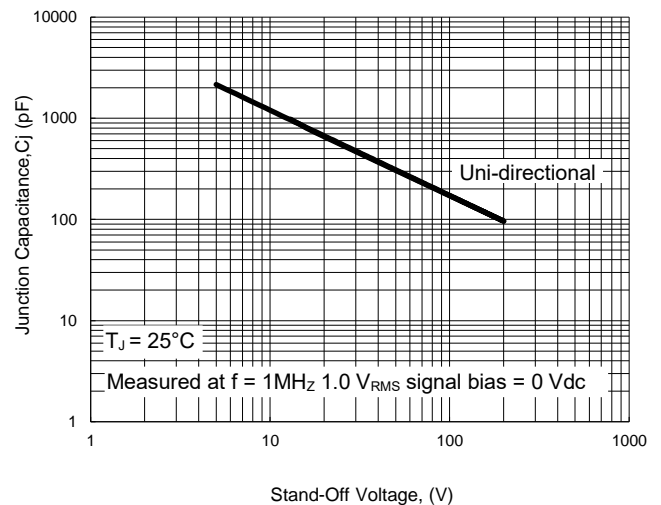
**FIG.2- Steady State Power Derating Curve**



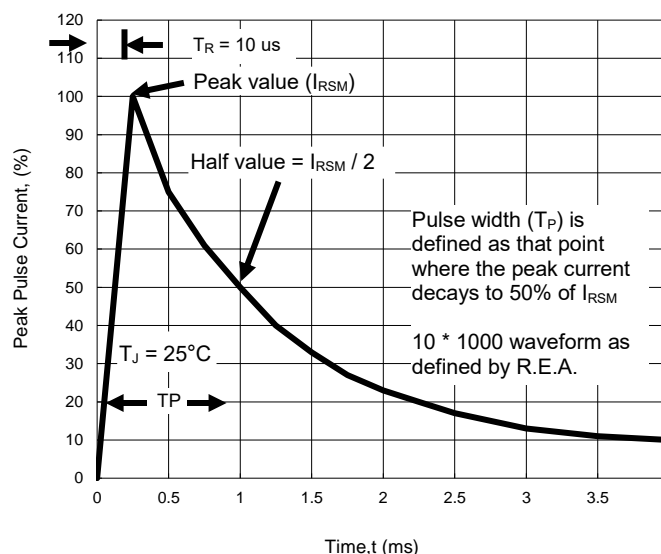
**FIG3- Pulse Rating Curve**



**FIG4- Typical Junction Capacitance**



**FIG.5- Pulse waveform**



Device Uni- Directional	Device Marking Code	Reverse Standoff Voltage	Breakdown Voltage V <sub>BR</sub> Volts			Max. Clamping Voltage @I <sub>pp</sub>	Max. Peak Pulse Current	Max. Reverse Leakage @ V <sub>R</sub>
	(UNI)	V <sub>R</sub> (V)	Min.	Max.	@ I <sub>t</sub> (mA)	V <sub>C</sub> (V)	I <sub>PP</sub> (A)	I <sub>R</sub> (uA)
ALT4ME5.0A	AHE	5.0	6.40	7.07	10	9.2	43.5	150
ALT4ME6.0A	AHG	6.0	6.67	7.37	10	10.3	38.8	150
ALT4ME6.5A	AHK	6.5	7.22	7.98	10	11.2	35.7	150
ALT4ME7.0A	AHM	7.0	7.78	8.60	10	12.0	33.3	150
ALT4ME7.5A	AHP	7.5	8.33	9.21	1	12.9	31.0	100
ALT4ME8.0A	AHR	8.0	8.89	9.83	1	13.6	29.4	50
ALT4ME8.5A	AHT	8.5	9.44	10.43	1	14.4	27.7	10
ALT4ME9.0A	AHV	9.0	10.0	11.1	1	15.4	26.0	5
ALT4ME10A	AHX	10	11.1	12.3	1	17.0	23.5	5
ALT4ME11A	AHZ	11	12.2	13.5	1	18.2	22.0	0.5
ALT4ME12A	AIE	12	13.3	14.7	1	19.9	20.1	0.5
ALT4ME13A	AIG	13	14.4	15.9	1	21.5	18.6	0.5
ALT4ME14A	AIK	14	15.6	17.2	1	23.2	17.2	0.5
ALT4ME15A	AIM	15	16.7	18.5	1	24.4	16.4	0.5
ALT4ME16A	AIP	16	17.8	19.7	1	26.0	15.3	0.5
ALT4ME17A	AIR	17	18.9	20.9	1	27.6	14.5	0.5
ALT4ME18A	AIT	18	20.0	22.1	1	29.2	13.7	0.5
ALT4ME20A	AIV	20	22.2	24.5	1	32.4	12.3	0.5
ALT4ME22A	AIX	22	24.4	27.0	1	35.5	11.2	0.5
ALT4ME24A	AIZ	24	26.7	29.5	1	38.9	10.3	0.5
ALT4ME26A	AJE	26	28.9	31.9	1	42.1	9.5	0.5
ALT4ME28A	AJG	28	31.1	34.4	1	45.4	8.8	0.5
ALT4ME30A	AJK	30	33.3	36.8	1	48.4	8.3	0.5
ALT4ME33A	AJM	33	36.7	40.6	1	53.3	7.5	0.5
ALT4ME36A	AJP	36	40.0	44.2	1	58.1	6.9	0.5
ALT4ME40A	AJR	40	44.4	49.1	1	64.5	6.2	0.5
ALT4ME43A	AJT	43	47.8	52.8	1	69.4	5.7	0.5
ALT4ME45A	AJV	45	50.0	55.3	1	72.7	5.5	0.5
ALT4ME48A	AJX	48	53.3	58.9	1	77.4	5.2	0.5
ALT4ME51A	AJZ	51	56.7	62.7	1	82.4	4.9	0.5
ALT4ME54A	ARE	54	60.0	66.3	1	87.1	4.6	0.5
ALT4ME58A	ARG	58	64.4	71.2	1	93.6	4.3	0.5
ALT4ME60A	ARK	60	66.7	73.7	1	96.8	4.1	0.5
ALT4ME64A	ARM	64	71.1	78.6	1	103	3.9	0.5
ALT4ME70A	ARP	70	77.8	86.0	1	113	3.5	0.5
ALT4ME75A	ARR	75	83.3	92.1	1	121	3.3	0.5

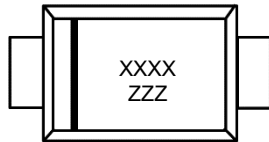
**NOTE :** Suffix 'A ' denotes 5% tolerance device.

8. Only Uni-directional units on ALT4ME series.

## Ordering Information :

Part Number	Package	Packing	
		Qty.	Carrier
ALT4ME <sub>x</sub> .xA	DO-219	10000pcs	Reel
ALT4ME <sub>xx</sub> A	DO-219	10000pcs	Reel

## Marking Information :



Uni-Directional

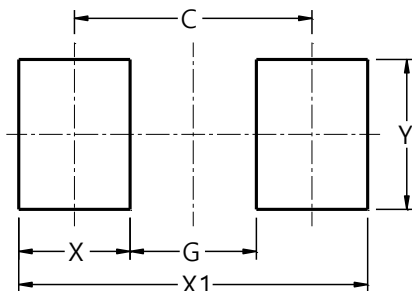
XXXX : Assembly Tracking code

ZZZ : Product Type Marking code

## Packaging Information :

DEVICE	REEL DIA.	Q'TY/REEL	REEL/BOX	Q'TY/BOX	BOX/CARTON	Q'TY/CARTON	BOX SIZE	CARTON SIZE
	(INCH)	(PCS)	(REEL)	(PCS)	(BOX)	(PCS)	(mm)	(mm)
ALT4ME <sub>x</sub> .xA ALT4ME <sub>xx</sub> A	13	10000	2	10000	8	160000	334*334*39	350*350*340

## Suggested Pad Layout :



Dimensions	Value (in mm)
C	2.86
G	1.52
X	1.34
X1	4.20
Y	1.80

**IMPORTANT NOTICE**

1. DIODES INCORPORATED (Diodes) AND ITS SUBSIDIARIES MAKE NO WARRANTY OF ANY KIND, EXPRESS OR IMPLIED, WITH REGARDS TO ANY INFORMATION CONTAINED IN THIS DOCUMENT, INCLUDING, BUT NOT LIMITED TO, THE IMPLIED WARRANTIES OF MERCHANTABILITY, FITNESS FOR A PARTICULAR PURPOSE OR NON-INFRINGEMENT OF THIRD PARTY INTELLECTUAL PROPERTY RIGHTS (AND THEIR EQUIVALENTS UNDER THE LAWS OF ANY JURISDICTION).
2. The Information contained herein is for informational purpose only and is provided only to illustrate the operation of Diodes' products described herein and application examples. Diodes does not assume any liability arising out of the application or use of this document or any product described herein. This document is intended for skilled and technically trained engineering customers and users who design with Diodes' products. Diodes' products may be used to facilitate safety-related applications; however, in all instances customers and users are responsible for (a) selecting the appropriate Diodes products for their applications, (b) evaluating the suitability of Diodes' products for their intended applications, (c) ensuring their applications, which incorporate Diodes' products, comply the applicable legal and regulatory requirements as well as safety and functional-safety related standards, and (d) ensuring they design with appropriate safeguards (including testing, validation, quality control techniques, redundancy, malfunction prevention, and appropriate treatment for aging degradation) to minimize the risks associated with their applications.
3. Diodes assumes no liability for any application-related information, support, assistance or feedback that may be provided by Diodes from time to time. Any customer or user of this document or products described herein will assume all risks and liabilities associated with such use, and will hold Diodes and all companies whose products are represented herein or on Diodes' websites, harmless against all damages and liabilities.
4. Products described herein may be covered by one or more United States, international or foreign patents and pending patent applications. Product names and markings noted herein may also be covered by one or more United States, international or foreign trademarks and trademark applications. Diodes does not convey any license under any of its intellectual property rights or the rights of any third parties (including third parties whose products and services may be described in this document or on Diodes' website) under this document.
5. Diodes' products are provided subject to Diodes' Standard Terms and Conditions of Sale (<https://www.diodes.com/about/company/terms-and-conditions/terms-and-conditions-of-sales/>) or other applicable terms. This document does not alter or expand the applicable warranties provided by Diodes. Diodes does not warrant or accept any liability whatsoever in respect of any products purchased through unauthorized sales channel.
6. Diodes' products and technology may not be used for or incorporated into any products or systems whose manufacture, use or sale is prohibited under any applicable laws and regulations. Should customers or users use Diodes' products in contravention of any applicable laws or regulations, or for any unintended or unauthorized application, customers and users will (a) be solely responsible for any damages, losses or penalties arising in connection therewith or as a result thereof, and (b) indemnify and hold Diodes and its representatives and agents harmless against any and all claims, damages, expenses, and attorney fees arising out of, directly or indirectly, any claim relating to any noncompliance with the applicable laws and regulations, as well as any unintended or unauthorized application.
7. While efforts have been made to ensure the information contained in this document is accurate, complete and current, it may contain technical inaccuracies, omissions and typographical errors. Diodes does not warrant that information contained in this document is error-free and Diodes is under no obligation to update or otherwise correct this information. Notwithstanding the foregoing, Diodes reserves the right to make modifications, enhancements, improvements, corrections or other changes without further notice to this document and any product described herein. This document is written in English but may be translated into multiple languages for reference. Only the English version of this document is the final and determinative format released by Diodes.
8. Any unauthorized copying, modification, distribution, transmission, display or other use of this document (or any portion hereof) is prohibited. Diodes assumes no responsibility for any losses incurred by the customers or users or any third parties arising from any such unauthorized use.
9. This Notice may be periodically updated with the most recent version available at <https://www.diodes.com/about/company/terms-and-conditions/important-notice>

DIODES is a trademark of Diodes Incorporated in the United States and other countries.  
The Diodes logo is a registered trademark of Diodes Incorporated in the United States and other countries.  
© 2022 Diodes Incorporated. All Rights Reserved.

[www.diodes.com](http://www.diodes.com)