



Features

- 2 pole AC inlet IEC320-C8, Class II power unit
- Medical safety approved (2 × MOPP) according to ANSI/AAMI ES60601-1/-1-11, BS EN/EN60601-1/-1-11
- Extremely low leakage current
- No load power consumption < 0.1W
- Energy efficiency Level VI and meet CoC version 5 (except 5~9V for Level V)
- -25~+60°C wide range working temperature
- Protections: Short circuit / Overload / Over voltage
- LED indicator for power on
- Various DC plug quick adapter accessory available (Plug kit sold sperately, please refer to : https://www.meanwell.com/upload/pdf/DC_plug.pdf)
- 3 years warranty

Applications

- Blood glucose meter
- Blood pressure meter
- Nebulizer
- Inhaler
- Portable medical device

GTIN CODE

MW Search: <https://www.meanwell.com/serviceGTIN.aspx>

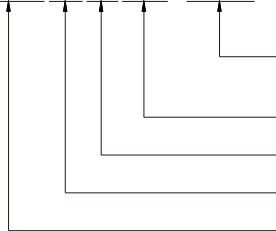
Description

GSM36B is a highly reliable, 36W desktop style single-output green medical adaptor series. This product is equipped with a 2-pin (no FG) standard IEC320-C8 power plug, adopting the input range from 80VAC to 264VAC. The entire series supplies different output voltages between 5VDC and 48VDC that can satisfy the demands for various kinds of miniature medical devices. The circuitry design meets the international medical standards (2 × MOPP), having an ultra low leakage current (<50μA), fitting the medical devices in direct electrical contact with the patients.

With the efficiency up to 88% and the extreme low no-load power consumption below 0.1W, GSM36B is compliant with USA EISA 2007/DoE, Canada NRCAN, Australia and New Zealand MEPS, EU Erp and meet Code of Conduct(CoC) Version 5 ; the supreme feature allows the adaptor to save the energy when it is either under the operating mode or the standby mode. The entire series utilizes the 94V-0 flame retardant plastic case, providing the double insulation that effectively prevents electrical shock. GSM36B is approved with the international medical safety certificates.

Model Encoding

GSM36 B 05 - P1J

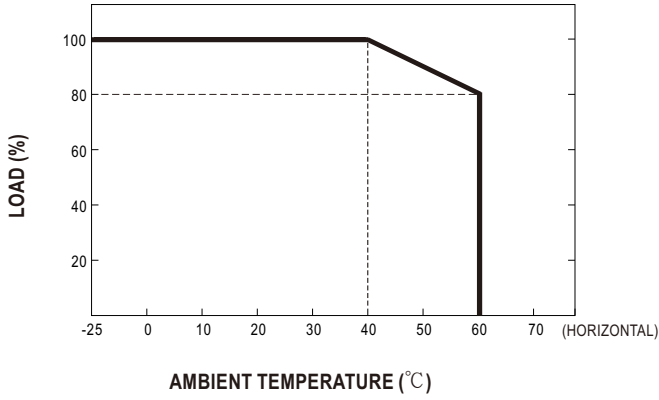


- DC plug type { P1J : Plug for standard model, 2.1φ × 5.5φ × 11mm, c+, tuning fork type
Other options available by customer requested (see Page 4~5)
- Output voltage
- IEC320-C8 2 pin AC inlet
- Rated wattage
- Series name

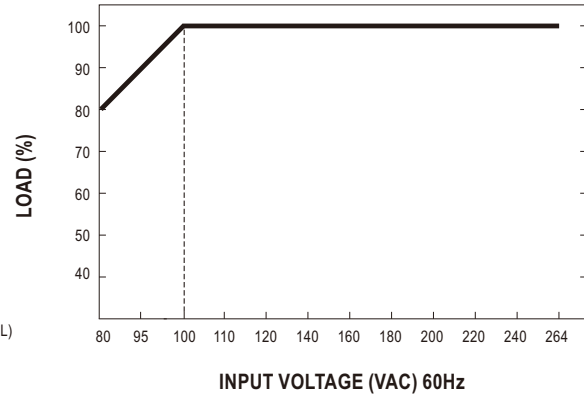
SPECIFICATION

| ORDER NO. | GSM36B05-P1J | GSM36B07-P1J | GSM36B09-P1J | GSM36B12-P1J | GSM36B15-P1J | GSM36B18-P1J | GSM36B24-P1J | GSM36B48-P1J | | |
|---------------------------|--|--|--|----------------|--------------|---|----------------|--|--------------|--|
| OUTPUT | SAFETY MODEL NO. | GSM36B05 | GSM36B07 | GSM36B09 | GSM36B12 | GSM36B15 | GSM36B18 | GSM36B24 | GSM36B48 | |
| | DC VOLTAGE Note.2 | 5V | 7.5V | 9V | 12V | 15V | 18V | 24V | 48V | |
| | RATED CURRENT | 4.5A | 4.32A | 4A | 3A | 2.4A | 2A | 1.5A | 0.75A | |
| | CURRENT RANGE | 0 ~ 4.5A | 0 ~ 4.32A | 0 ~ 4A | 0 ~ 3A | 0 ~ 2.4A | 0 ~ 2A | 0 ~ 1.5A | 0 ~ 0.75A | |
| | RATED POWER (max.) | 22.5W | 32.4W | 36W | 36W | 36W | 36W | 36W | 36W | |
| | RIPPLE & NOISE (max.) Note.3 | 80mVp-p | 80mVp-p | 80mVp-p | 120mVp-p | 120mVp-p | 150mVp-p | 180mVp-p | 240mVp-p | |
| | VOLTAGE TOLERANCE Note.4 | ±6.0% | ±5.0% | ±5.0% | ±3.0% | ±3.0% | ±3.0% | ±2.0% | ±2.0% | |
| | LINE REGULATION Note.5 | ±1.0% | ±1.0% | ±1.0% | ±1.0% | ±1.0% | ±1.0% | ±1.0% | ±1.0% | |
| | LOAD REGULATION | ±6.0% | ±5.0% | ±5.0% | ±3.0% | ±3.0% | ±3.0% | ±2.0% | ±2.0% | |
| | SETUP, RISE TIME Note.6 | 500ms, 30ms / 230VAC 1000ms, 30ms / 115VAC at full load | | | | | | | | |
| HOLD UP TIME (Typ.) | 16ms / 230VAC 10ms / 115VAC at full load | | | | | | | | | |
| INPUT | VOLTAGE RANGE Note.7 | 80 ~ 264VAC 113 ~ 370VDC | | | | | | | | |
| | FREQUENCY RANGE | 47 ~ 63Hz | | | | | | | | |
| | EFFICIENCY (Typ.) | 80% | 83% | 84% | 86% | 87% | 87% | 87% | 88% | |
| | AC CURRENT (Typ.) | 0.9A / 115VAC | | 0.45A / 230VAC | | | | | | |
| | INRUSH CURRENT (Typ.) | 55A / 230VAC | | 30A / 115VAC | | | | | | |
| | LEAKAGE CURRENT(max.) | Touch current < 50µA/264VAC | | | | | | | | |
| PROTECTION | OVERLOAD | 105 ~ 170% rated output power Protection type : Hiccup mode, recovers automatically after fault condition is removed | | | | | | | | |
| | OVER VOLTAGE | 5.25 ~ 7.5V | 7.88 ~ 10.5V | 9.45 ~ 13V | 12.6 ~ 17.2V | 15.75 ~ 20.25V | 18.9 ~ 25.2V | 25.2 ~ 32.4V | 50.4 ~ 64.8V | |
| | | Protection type : Shut down o/p voltage, re-power on to recover | | | | | | | | |
| ENVIRONMENT | WORKING TEMP. | -25 ~ +60°C (Refer to "Derating Curve") | | | | | | | | |
| | WORKING HUMIDITY | 20% ~ 90% RH non-condensing | | | | | | | | |
| | STORAGE TEMP., HUMIDITY | -40 ~ +85°C, 10 ~ 95% RH non-condensing | | | | | | | | |
| | TEMP. COEFFICIENT | ±0.03% / °C (0~40°C) | | | | | | | | |
| | VIBRATION | 10 ~ 500Hz, 2G 10min./1cycle, period for 60min. each along X, Y, Z axes | | | | | | | | |
| SAFETY & EMC (Note. 8) | SAFETY STANDARDS | IEC 60601-1:2005+A1+A2; IEC 60601-1-11:2015+A1, TUV BS EN/ EN 60601-1:2006+A1+A12+A2; BS EN/ EN 60601-1-11:2015+A1 ANSI/AAMI ES60601-1:2005+A2; ANSI/AAMI HA60601-1-11+A1, CAN/CSA C22.2 No. 60601-1:2014+A2; CSA C22.2 NO. 60601-1-11:2015+A1, EAC TP TC 004 approved | | | | | | | | |
| | ISOLATION LEVEL | Primary-Secondary: 2xMOPP | | | | | | | | |
| | WITHSTAND VOLTAGE | I/P-O/P:4KVAC | | | | | | | | |
| | ISOLATION RESISTANCE | I/P-O/P:100M Ohms / 500VDC / 25°C / 70% RH | | | | | | | | |
| | EMC EMISSION | Parameter | Standard | | | | | Test Level / Note | | |
| | | Conducted emission | BS EN/EN55011 (CISPR11), FCC PART 15 / CISPR22, CAN ICES-3(B)/NMB-3(B),MSIP KN32 | | | | | Class B | | |
| | | Radiated emission | BS EN/EN55011 (CISPR11), FCC PART 15 / CISPR22, CAN ICES-3(B)/NMB-3(B),MSIP KN32 | | | | | Class B | | |
| | | Harmonic current | BS EN/EN61000-3-2 | | | | | Class A | | |
| | | Voltage flicker | BS EN/EN61000-3-3 | | | | | ----- | | |
| | EMC IMMUNITY | BS EN/EN60601-1-2, BS EN/EN61204-3 | | | | | | | | |
| | | Parameter | Standard | | | | | Test Level / Note | | |
| | | ESD | BS EN/EN61000-4-2 | | | | | Level 4, 15KV air ; Level 4, 8KV contact | | |
| | | RF field susceptibility | BS EN/EN61000-4-3 | | | | | Level 3, 10V/m(80MHz~2.7GHz) Table 9, 9~28V/m(385MHz~5.78GHz) | | |
| | | EFT bursts | BS EN/EN61000-4-4 | | | | | Level 3, 2KV | | |
| | | Surge susceptibility | BS EN/EN61000-4-5 | | | | | Level 3, 1KV/Line-Line | | |
| Conducted susceptibility | | BS EN/EN61000-4-6 | | | | | Level 3, 10V | | | |
| Magnetic field immunity | | BS EN/EN61000-4-8 | | | | | Level 4, 30A/m | | | |
| Voltage dip, interruption | BS EN/EN61000-4-11 | | | | | 100% dip 1 periods, 30% dip 25 periods, 100% interruptions 250 periods | | | | |
| OTHERS | MTBF | 3777.8K hrs min. Telcordia SR-332 (Bellcore) ; 651.4K hrs min. MIL-HDBK-217F (25°C) | | | | | | | | |
| | DIMENSION | 79*54*33mm (L*W*H) | | | | | | | | |
| | PACKING | 235g ; 60pcs / 15.1Kg / CARTON | | | | | | | | |
| CONNECTOR | PLUG | See page 4~5 ; Other type available by customer requested | | | | | | | | |
| | CABLE | See page 4~5 ; Other type available by customer requested | | | | | | | | |
| NOTE | <ol style="list-style-type: none"> All parameters are specified at 230VAC input, rated load, 25°C 70% RH ambient. DC voltage: The output voltage set at point measure by plug terminal & 50% load. Ripple & noise are measured at 20MHz by using a 12" twisted pair terminated with a 0.1 µ F & 47 µ F capacitor. Tolerance: includes set up tolerance, line regulation, load regulation. Line regulation is measured from low line to high line at rated load. Length of set up time is measured at first cold start. Turning ON/OFF the power supply may lead to increase of the set up time. Derating may be needed under low input voltage. Please check the derating curve for more details. The power supply is considered as an independent unit, but the final equipment still need to re-confirm that the whole system complies with the EMC directives. For guidance on how to perform these EMC tests, please refer to "EMI testing of component power supplies." (as available on https://www.meanwell.com/Upload/PDF/EMI_statement_en.pdf) <p>※ Product Liability Disclaimer : For detailed information, please refer to https://www.meanwell.com/serviceDisclaimer.aspx</p> | | | | | | | | | |

■ Derating Curve



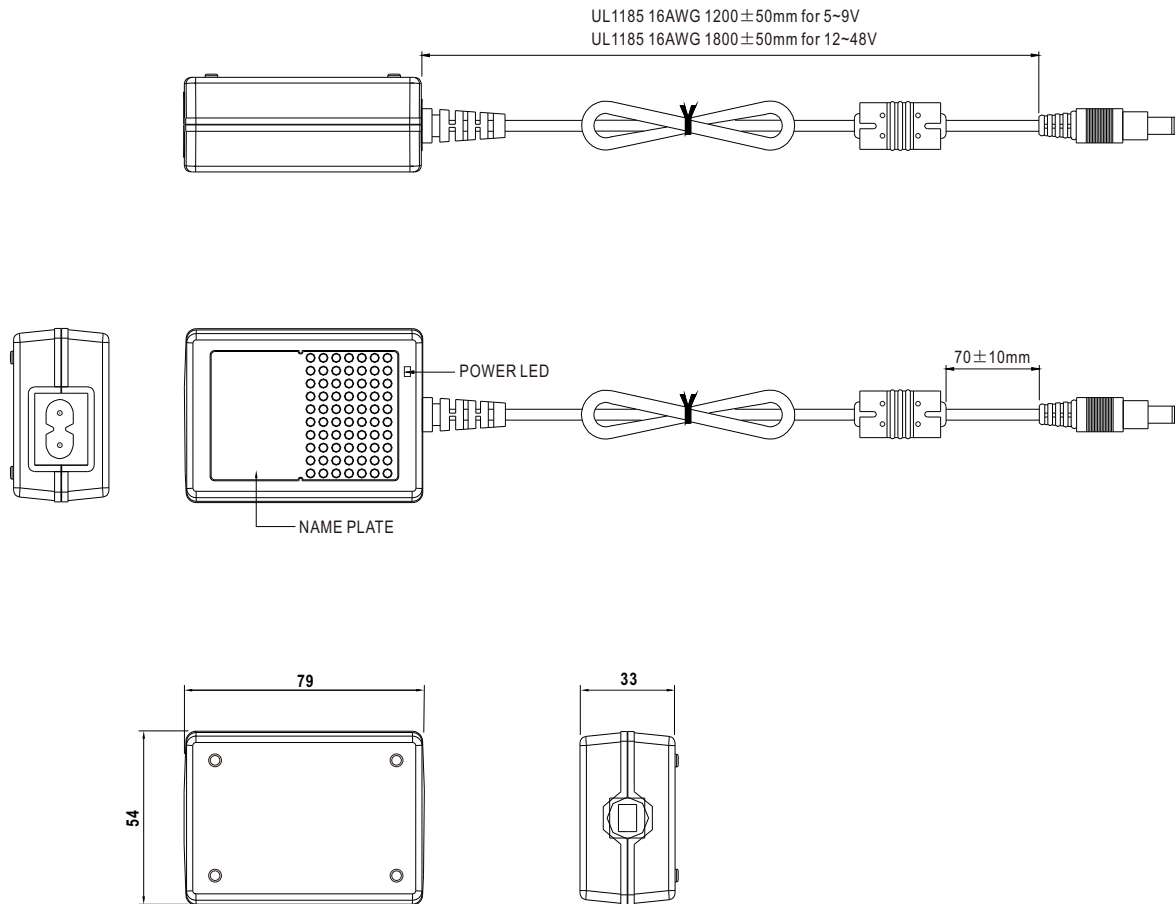
■ Static Characteristics



■ Mechanical Specification

(Unit: mm , tolerance ± 1 mm)

Case No. GSM36B



■ DC output plug

☉ Standard plug: P1J

| P1J | Pin Assignment |
|-----|-----------------|
| | |
| | Outside Inside |

☉ DC plug changeable through:

- (1) Customization of the standard part with an optional DC plug according to the table (MOQ applicable)
- (2) Quick adapter accessory (sold separately without MOQ)

Please refer to below table and online selection guide : https://www.meanwell.com/upload/pdf/DC_plug.pdf

Example quick adapter accessory:



☉ Optional DC plug: (Available in customized cable or quick adapter)

| Tuning Fork Style | Type No. | A | B | C | Quick Adapter Accessory |
|-------------------|---------------------|------|------|-------|--|
| | | OD | ID | L | |
| | P1I (Straight) | 5.5 | 2.1 | 9.5 | Available (Current rating: 7.5A max.) |
| | P1L (Straight) | 5.5 | 2.5 | 9.5 | |
| | P1M (Straight) | 5.5 | 2.5 | 11.0 | |
| | P1IR (Right-angled) | 5.5 | 2.1 | 9.5 | |
| | P1JR (Right-angled) | 5.5 | 2.1 | 11.0 | |
| | P1LR (Right-angled) | 5.5 | 2.5 | 9.5 | |
| | P2I (Straight) | 5.5 | 2.1 | 9.5 | None |
| | P2J (Straight) | 5.5 | 2.1 | 11.0 | |
| | P2L (Straight) | 5.5 | 2.5 | 9.5 | |
| | P2M (Straight) | 5.5 | 2.5 | 11.0 | |
| | P2IR (Right-angled) | 5.5 | 2.1 | 9.5 | |
| | P2JR (Right-angled) | 5.5 | 2.1 | 11.0 | |
| | P2S(S761K) | 5.53 | 2.03 | 12.06 | None |
| | P2K(761K) | 5.53 | 2.54 | 12.06 | |
| | P2C(S760K) | 5.53 | 2.03 | 9.52 | |
| | P2D(760K) | 5.53 | 2.54 | 9.52 | |

| Min. Pin Style | Type No. | A | B | C | Quick Adapter Accessory | |
|--|-------------|----------------|--------|--|--|--|
| | | OD | ID | L | | |
| | P3A | 2.35 | 0.7 | 11.0 | Available (Current rating: 5A max.) | |
| | P3B | 4.0 | 1.7 | 11.0 | | |
| | P3C | 4.75 | 1.7 | 11.0 | | |
| Center Pin Style | Type No. | A | B | C | D | Quick Adapter Accessory |
| | | OD | ID | L | Center Pin | |
| | P4A | 5.5 | 3.4 | 11.0 | 1.0 | Available (Current rating: 7.5A max.) |
| | P4B | 6.5 | 4.4 | 11.0 | 1.4 | |
| | P4C | 7.4 | 5.1 | 11.0 | 0.6 | |
| Min. DIN 3 Pin with Lock (male) | Type No. | Pin Assignment | | Quick Adapter Accessory | | |
| | | PIN No. | Output | | | |
| | R6B | 1 | +Vo | Available (Current rating: 7.5A max.) | | |
| | | 2 | -Vo | | | |
| | | 3 | +Vo | | | |
| Min. DIN 4 Pin with Lock (male) | Type No. | Pin Assignment | | Quick Adapter Accessory | | |
| | | PIN No. | Output | | | |
| | R7B | 1 | +Vo | Available (Current rating: 7.5A max.) | | |
| | | 2 | -Vo | | | |
| | | 3 | -Vo | | | |
| | | 4 | +Vo | | | |
| Min. DIN 4 Pin with Lock (female) | Type No. | Pin Assignment | | Quick Adapter Accessory | | |
| | | PIN No. | Output | | | |
| | R7BF | 1 | +Vo | None | | |
| | | 2 | -Vo | | | |
| | | 3 | -Vo | | | |
| | | 4 | +Vo | | | |
| DIN 5 Pin (male) | Type No. | Pin Assignment | | Quick Adapter Accessory | | |
| | | PIN No. | Output | | | |
| | R1B | 1 | -Vo | Available (Current rating: 7.5A max.) | | |
| | | 2 | -Vo | | | |
| | | 3 | +Vo | | | |
| | | 4 | -Vo | | | |
| | | 5 | +Vo | | | |
| Stripped and tinned leads | Type No. | Pin Assignment | | Quick Adapter Accessory | | |
| | | PIN No. | Output | | | |
| <p>Length of Land L1 by request (MW's standard length, L: 25 mm, L1: 5 mm) (NOTE: The wire color is for reference only, please refer to the actual product)</p> | by customer | 1 | +Vo | None | | |
| | | 2 | -Vo | | | |

■ Installation Manual

Please refer to : <http://www.meanwell.com/manual.html>