

PM-SCS50Fx075S-01022N

Magnet in Bolt Casing

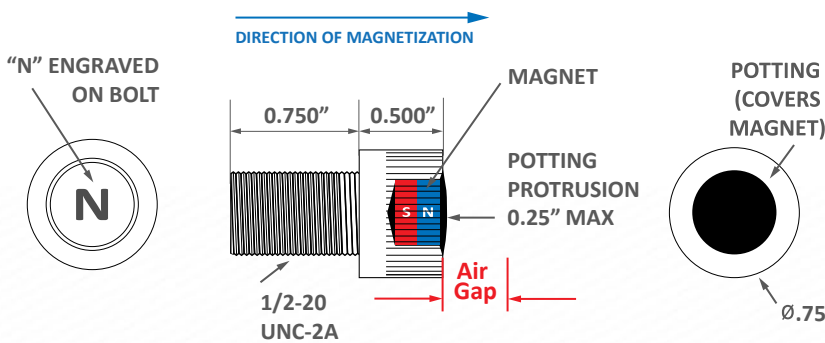
- Potted Magnet
- Socket Cap Screw 1/2-20 by 0.75" long 18-8 Stainless Steel with Neo 35 Cylinder .375" diam x .25" long
- North Pole Field



CUSTOMER FOCUSED ENGINEERING + MODULAR DESIGN

Part Description: PM-SCS50Fx075S-01022N			
Target Type	Housing	Magnet Part No.	Magnet Pole
Potted Magnet	Socket Cap Screw 1/2-20 x 0.75" L 18-8 Stainless w/NEO 35 Cylinder 0.375" dia. x 0.25" L	300-01-022 NEO 35 SH	North Pole Field

Need a Custom Sensor Solution?... Send us your application specific requirements at sensorso.com




NOTES

- Gap is from face of sensor to surface of North Pole surface of magnet.
- Gaps are calculated and will vary slightly part to part.
- The presence of steel, magnets, or electromagnetic fields will affect operate gap range.

Material Specs (25°C) 300-01-022 NEO 35 SH	Typ	Min
Processing Type	Sintered	
BR Gauss	12,000	11,700
HC Oersted	11,500	11,000
HCI Oersted	20,000	21,000
BH Max MGOE	35	33
BR Temp CO (%/°C)	-0.10	-
Recoil Perm. (UREC)	.19%	-
TC Curie Temp (°C)	310	-
Max Operating Temp (°C)	150	-
Plating, NI (Mils)	0.6	0.4

Operate gap ranges for sensor part numbers containing HS1 or DHS1	Operating Gap Range = .000" to ____*		
xxxx-HS1-xxxxx	Min	Typ	Max
xxxx-DHS1-xxxxx	45G**	30G	15G
xxxx-SSRHS1-xxxxx-xxx	0.733"	0.831"	1.048"
xxxx-SSTHS1-xxxxx-xxx			

**100% of Sensor Solutions HS1 Sensors are final tested at this field strength
Operate gaps would be the same to North Pole from Dual Hall Switch sensors



PM-SCS50Fx075S-01022S

Magnet in Bolt Casing

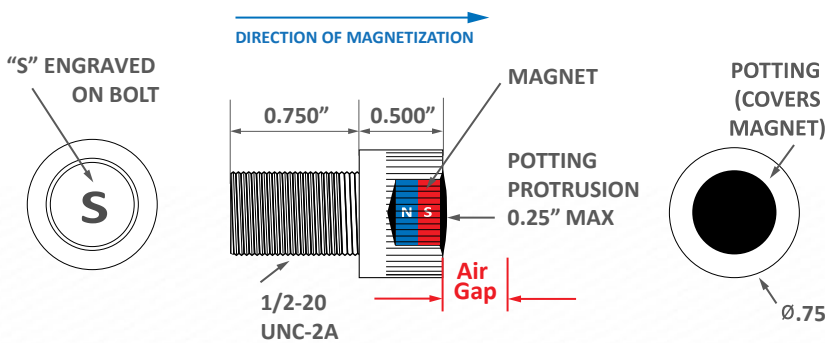
- Potted Magnet
- Socket Cap Screw 1/2-20 by 0.75" long 18-8 Stainless Steel with Neo 35 Cylinder .375" diam x .25" long
- South Pole Field



CUSTOMER FOCUSED ENGINEERING + MODULAR DESIGN

Part Description: PM-SCS50Fx075S-01022S			
Target Type	Housing	Magnet Part No.	Magnet Pole
Potted Magnet	Socket Cap Screw 1/2-20 x 0.75" L 18-8 Stainless w/NEO 35 Cylinder 0.375" dia. x 0.25" L	300-01-022 NEO 35 SH	South Pole Field

Need a Custom Sensor Solution?... Send us your application specific requirements at sensorso.com



NOTES

- Gap is from face of sensor to surface of South Pole surface of magnet.
- Gaps are calculated and will vary slightly part to part.
- The presence of steel, magnets, or electromagnetic fields will affect operate gap range.

Material Specs (25°C) 300-01-022 NEO 35 SH	Typ	Min
Processing Type	Sintered	
BR Gauss	12,000	11,700
HC Oersted	11,500	11,000
HCI Oersted	20,000	21,000
BH Max MGOE	35	33
BR Temp CO (%/°C)	-0.10	-
Recoil Perm. (UREC)	.19%	-
TC Curie Temp (°C)	310	-
Max Operating Temp (°C)	150	-
Plating, NI (Mils)	0.6	0.4

Operate gap ranges for sensor part numbers containing HS1 or DHS1	Operating Gap Range = .000" to ____*		
xxxx-HS1-xxxxx	Min 45G** 0.733"	Typ 30G 0.831"	Max 15G 1.048"
xxxx-DHS1-xxxxx			
xxxx-SSRHS1-xxxxx-xxx			
xxxx-SSTHS1-xxxxx-xxx			

**100% of Sensor Solutions HS1 Sensors are final tested at this field strength
Operate gaps would be the same to North Pole from Dual Hall Switch sensors

