

NOTES:

1. MATERIALS AND FINISHES:
BODY - ZINC DIE CAST, NICKEL PLATING (.000100 THICK MIN)
RESISTOR CONTACT - 75 OHMS 1/4 WATT, COPPER WIRE LEAD, MATTE TIN PLATING
INSULATOR - PTFE
CAP - PE

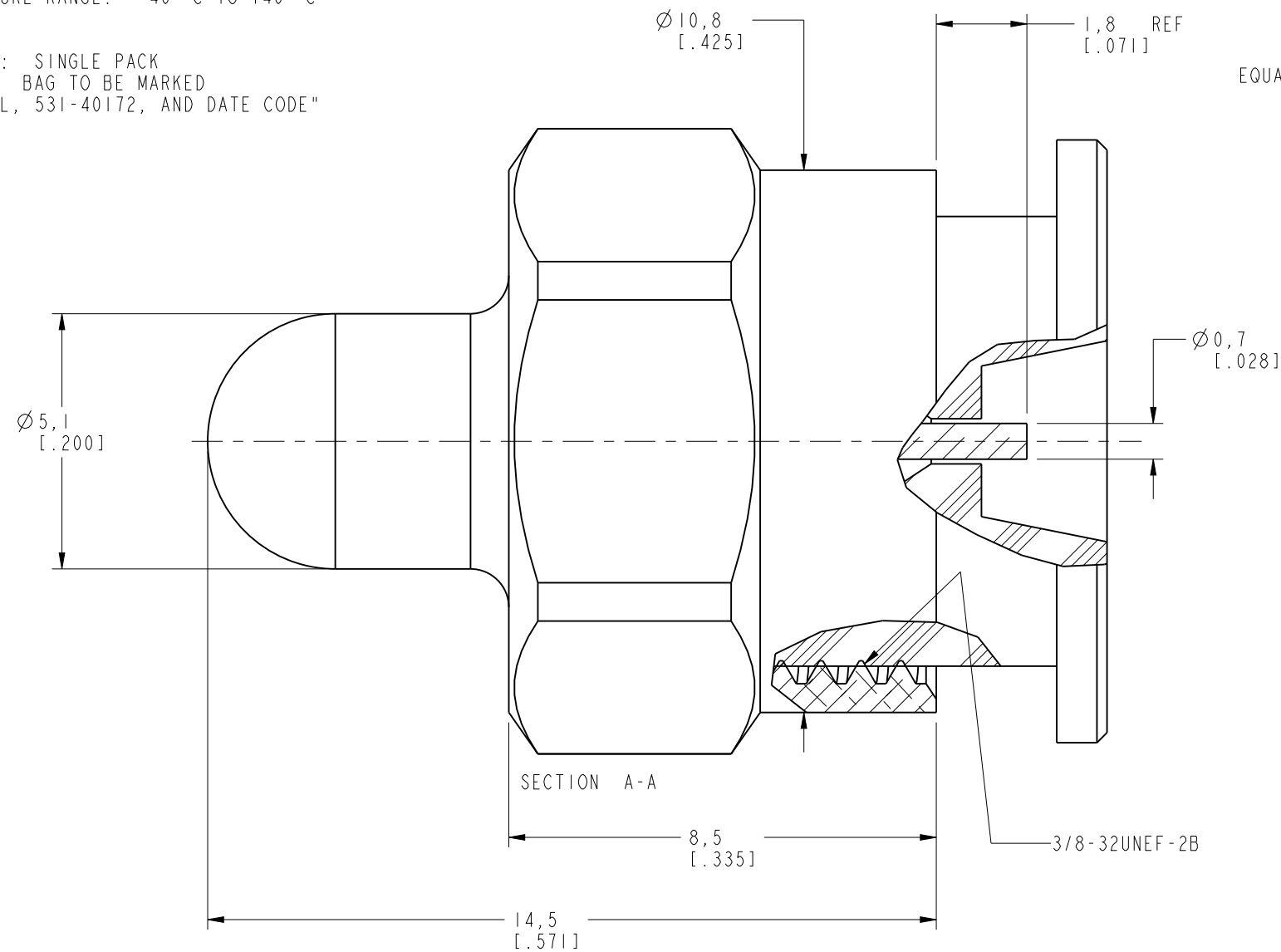
2. ELECTRICAL:
A. IMPEDANCE: 75 OHM
B. FREQUENCY RANGE: DC - 3 GHz
C. VSWR(RETURN LOSS): 24 dB @ 2 GHz MIN.

3. MECHANICAL:
A. DURABILITY: 100 CYCLES MIN.
B. TEMPERATURE RANGE: -40° C TO 140° C

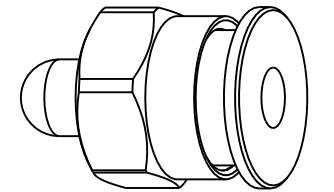
4. PACKAGING:
A. QUANTITY: SINGLE PACK
B. MARKING: BAG TO BE MARKED
"AMPHENOL, 531-40172, AND DATE CODE"

THIRD ANGLE PROJ.

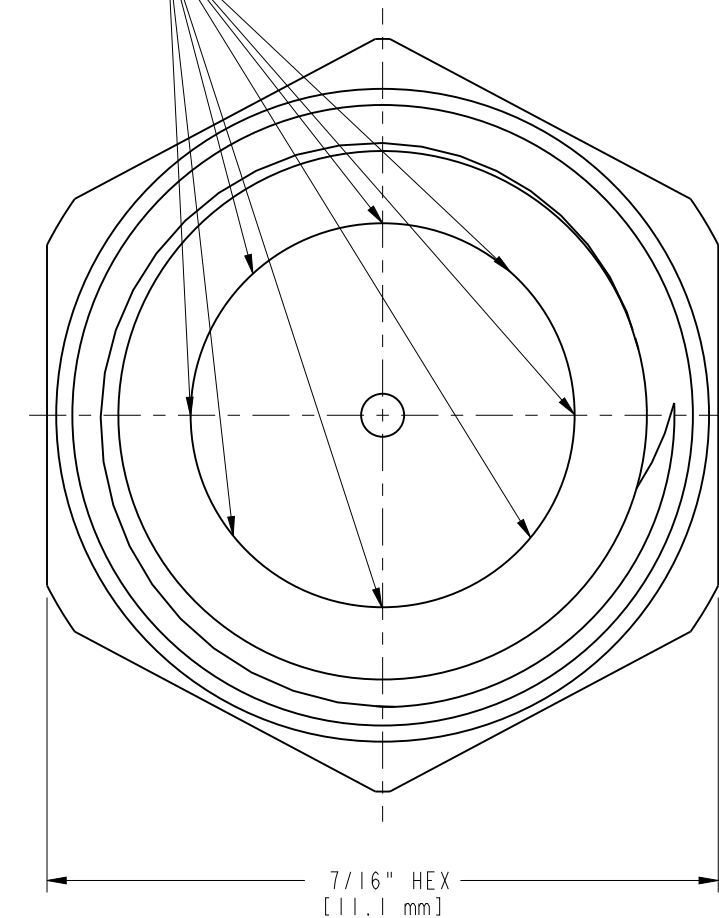
REVISIONS				
REV	DESCRIPTION	DATE	ECO	APPR
A	RELEASE TO MFG.	12/16/03	44738	KJC
B	CHANGED BRIGHT TIN PLATING TO NICKEL	1/23/09	47393	MY
C	ADDED CAP TO CONNECTOR	6/15/10	48066	CPM
D	"1.8REF." WAS "2.54±0.25"; ADDED DIA .425	18-Aug-11	48259	SCOTT
E	ADD STAKING\DM12053101S1	31-May-12	49114	SL



STAKE IN 8 PLACES
EQUALLY SPACED 45° APART



SCALE 2.000



CAP IS NOT SHOWN IN THIS VIEW

CUSTOMER OUTLINE DRAWING

ALL OTHER SHEETS ARE FOR INTERNAL USE ONLY

UNLESS OTHERWISE SPECIFIED, DIMENSIONS ARE IN METRIC AND TOLERANCES ARE: <0.5mm 0.5 - 6mm 6 - 30mm 30 - 120mm ANGLES ± 0.05mm ±0.1mm ±0.2mm ± 0.3mm ±1° NOTICE - These drawings, specifications, or other data (1) are, and remain the property of Amphenol corp. (2) must be returned upon request; and (3) are confidential and not to be disclosed to any person other than those to whom they are given by Amphenol Corp. the furnishing of these drawings, specifications, or other data by Amphenol Corp., or to any other person to anyone for any purpose is not to be regarded by implication or otherwise in any manner licensing, granting rights to permitting such holder or any other person to manufacture, use or sell any product, process or design, patented or otherwise, that may in any way be related to or disclosed by said drawings, specifications, or other data.	MATERIAL SEE NOTES	DRAWN S.LI	DATE 05-Jun-12	TITLE F TERMINATION		Amphenol RF Danbury CT USA, Tainan, Taiwan, Shenzhen, China www.amphenolrf.com	
		ENGINEER K.CAPOZZI	DATE 14-Oct-03			DRAWING NO. 531-40172	
		REFERENCE EAR # 1135 616X-1112-100 MOTOROLA 482093	APPROVED S.HSIEH	DATE 05-Jun-12	SCALE: 8.0:1.0	SHEET 2 OF 2	ITEM NO. 531-40172
	FINISH	CAD FILE	DWG SIZE B		REV E	PART NO.531-40172	