DATE	REV	ECN	APP'D. BY
1-7-15	A5	10175	TRM
3-1-16	A6	10580	TRM

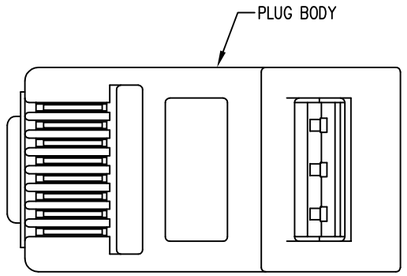

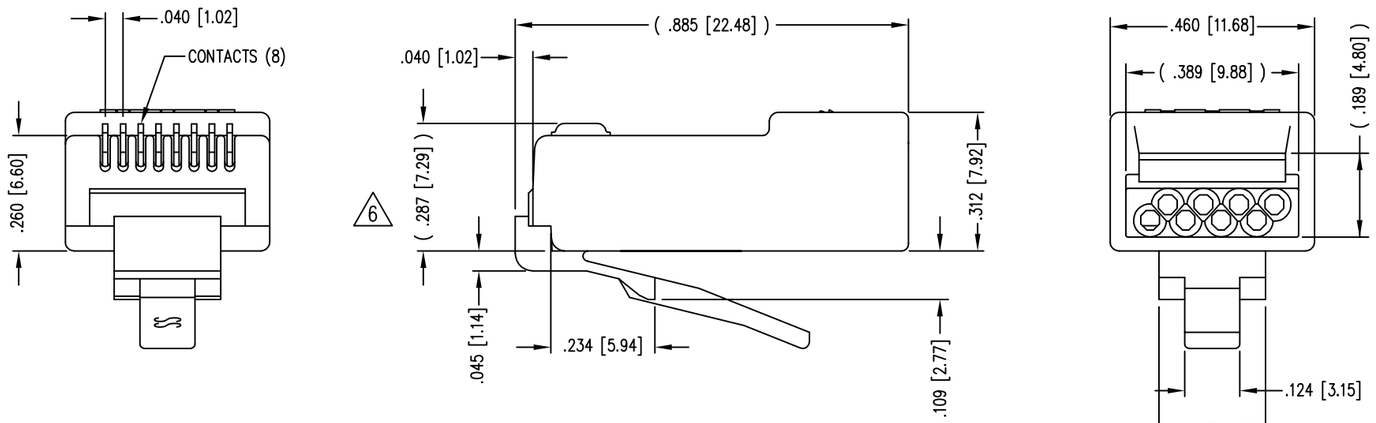

NOTES:

1- PLUG KIT CONSISTS OF :
PRE-INSERTED PLUG BODY
MANAGEMENT BAR

2- MATERIALS :
FRONT HOUSING PLASTIC : CLEAR POLYCARBONATE, UL 94-V0
MANAGEMENT BAR : CLEAR POLYCARBONATE, UL 94-V0
CONTACTS : PHOSPHOR BRONZE, SELECTIVE GOLD PLATING

3- CONTACTS TERMINATE SOLID OR STRANDED CONDUCTORS BETWEEN .037 [0.94] TO .042 [1.07] OUTSIDE DIAMETER OF INSULATION.

4- PLUG SPECIFICATION: FOR CATEGORY 5e APPLICATIONS.

5- TOLERANCES COMPLY WITH F.C.C. DIMENSION REQUIREMENTS.

6 TERMINATED PLUG HEIGHT: .237 [6.02] ±.005 [0.13]

7- FOR PRODUCT SPECIFICATION SEE PR026-01

50 MICRO-INCHES [1.27um]	943-SP-370808M2-A264
CONTACT PLATING IN MATING AREA	PART NUMBER

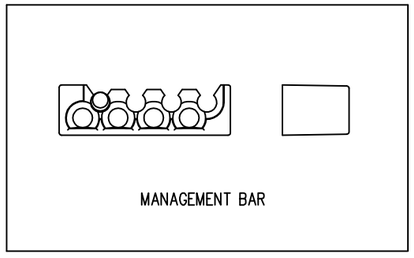

RoHS

THIRD ANGLE PROJECTION

stewart CONNECTOR a bel group

11118 Susquehanna Trail South
Glen Rock, PA 17327-9199
(717) 235-7512
http://www.stewartconnector.com

DO NOT SCALE DRAWING

DRAWING IS SUBJECT TO CHANGE WITHOUT NOTICE

DIMENSIONS: INCHES [METRIC]

UNLESS OTHERWISE SPECIFIED TOLERANCES ARE ±.005 [0.13] ANGLES ARE ± 1°

SHEET NO. 1 OF 1

TITLE: CAT 5 PLUG

THIS DRAWING AND THE SUBJECT MATTER SHOWN THEREON ARE CONFIDENTIAL AND THE PROPRIETARY PROPERTY OF STEWART CONNECTOR AND SHALL NOT BE REPRODUCED, COPIED, OR USED IN ANY MANNER WITHOUT PRIOR WRITTEN CONSENT OF STEWART CONNECTOR. ONE OR MORE U.S. PATENTS MAY APPLY TO THIS PRODUCT. FOR DETAILS, PLEASE VISIT: HTTP://BELFUSE.COM/STEWART/STEWART_PATENTS/

DRN BY: R.S.	DATE 7-18-95
APPD BY: J.W.	DATE 7-18-95
DWG NO. CT370006	REV. A6

AutoCAD

Downloaded from Arrow.com.
Please read our datasheet & drawing disclaimer here.