



Data Sheet | Item Number: 221-612

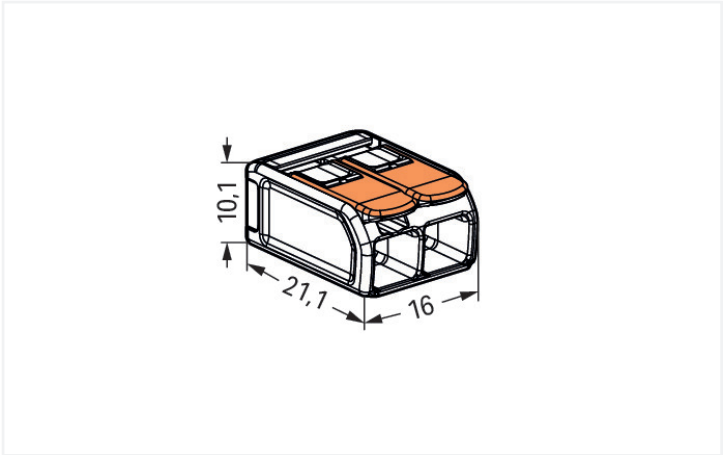
Splicing connector with levers; for all conductor types; max. 6 mm²; 2-conductor;
transparent housing; Surrounding air temperature: max 85°C (T85); 6,00 mm²; trans-
parent

<https://www.wago.com/221-612>



Color: ☐ transparent





Dimensions in mm

Splicing connector with levers, 221 Series, CAGE CLAMP®

Enjoy convenient electrical installations with splicing connector with levers (item number 221-612). From wiring intercom systems to installing electrical ovens, connecting different conductor types is quick and simple with WAGO's compact 221 Series splicing connector, which allows you to quickly and safely connect different types of conductors. Rated current and voltage are important parameters when selecting a splicing connector, as they indicate how the product can be used. This product has a rated voltage of 450 V and a rated current of 41 A, making it suitable for high-load applications. Conductors should only be connected to splicing connector with levers if their strip length is between 12 mm and 14 mm. This product features conductor terminals and utilizes CAGE CLAMP®. Our reliable and maintenance-free CAGE CLAMP® connection makes it easy to connect all types of conductors without having to prepare the conductor. For example, you don't need to crimp ferrules. The item's dimensions are 16 x 10.1 x 21.1 mm (width x height x depth). Depending on the conductor type, splicing connector with levers is suitable for conductor cross sections ranging from 0.5 mm² to 6 mm².

WAGO's 221 Series Splicing Connector with levers impresses with its innovative design for different conductor cross-sections. That's why WAGO's lever-equipped splicing connector holds a unique trademark within electrical interconnection technology. The flat levers, which fit seamlessly into the 221's base, act like a cast when closed and can be positioned neatly in any housing without disturbing edges. Due to the wide design of each lever, they can all be operated perfectly without tools for convenient conductor terminations. The transparent housing displays robust technology and enables immediate visual inspection for the correct contact of solid, stranded and fine-stranded conductors. Resembling piano keys, the levers' design perfectly combines the functional and aesthetic connection technology "Made by WAGO." This product is designed for specific Ex applications (please refer to the product datasheet).

Notes	
General safety instructions	NOTICE: Observe installation and safety instructions! <ul style="list-style-type: none">• Only to be used by electricians!• Do not work under voltage/load!• Use only for proper use!• Observe national regulations/standards/guidelines!• Observe technical specifications for the products!• Observe the number of permissible potentials!• Do not use damaged/dirty components!• Observe conductor types, cross-sections and strip lengths!• Insert conductor until it hits the product's backstop!• Use original accessories! To be sold only with installation instructions!
Safety Information	in grounded power lines

Electrical data				
Ratings per		EN 60664		
Overvoltage category	III	III	II	
Pollution degree	3	2	2	
Nominal voltage	-	-	450 V	
Rated surge voltage	-	-	4 kV	
Rated current	-	-	41 A	

Approvals per		UL 486C		
Use group	B	C	D	
Rated voltage	-	600 V	-	
Rated current	-	30 A	-	

Connection data		
Clamping units	2	
Total number of potentials	1	

Connection 1	
Connection technology	CAGE CLAMP®
Actuation type	Lever
Connectable conductor materials	Copper
Nominal cross-section	6 mm² / 10 AWG
Solid conductor	0.5 ... 6 mm² / 20 ... 10 AWG
Stranded conductor	0.5 ... 6 mm² / 20 ... 10 AWG
Fine-stranded conductor	0.5 ... 6 mm² / 20 ... 10 AWG
Strip length	12 ... 14 mm / 0.47 ... 0.55 inches
Wiring direction	Side-entry wiring

Physical data	
Width	16 mm / 0.63 inches
Height	10.1 mm / 0.398 inches
Depth	21.1 mm / 0.831 inches

Material data	
Note (material data)	Information on material specifications can be found here
Color	transparent
Cover color	transparent
Material group	Illa
Insulation material (main housing)	Polycarbonate (PC)
Flammability class per UL94	V2
Fire load	0.064 MJ
Actuator color	orange
Weight	3 g



Environmental requirements		
Ambient temperature (operation)		+85 °C
Continuous operating temperature		105 °C
Temperature marking per EN 60998		T85

Commercial data		
PU (SPU)		500 (50) pcs
Packaging type		Box
Country of origin		CH
GTIN		4055143704168
Customs tariff number		85369010000




Product classification		
UNSPSC		39121409
eCl@ss 10.0		27-14-11-04
eCl@ss 9.0		27-14-11-04
ETIM 9.0		EC000446
ETIM 8.0		EC000446
ECCN		NO US CLASSIFICATION

Environmental Product Compliance		
RoHS Compliance Status		Compliant, No Exemption

Approvals / Certificates

General approvals			Declarations of conformity and manufacturer's declarations		
  					
Approval	Standard	Certificate Name	Approval	Standard	Certificate Name
CB DEKRA Certification B.V.	IEC 60998	NL-114612	EU-Declaration of Confor- mity WAGO GmbH & Co. KG	-	-
cULus_Listed_667F Underwriters Laboratories Inc.	UL 486C	E69654	UK-Declaration of Confor- mity WAGO GmbH & Co. KG	-	-
ENEC 05 DEKRA Certification B.V.	EN 60998	71-152265			
UL_Listed_64KA UL International Germany GmbH	UL 467	E201573			

Approvals for marine applications

  		
Approval	Standard	Certificate Name
ABS American Bureau of Ship- ping	EN 60998	18-HG1755093-PDA
DNV GL Det Norske Veritas, Ger- manischer Lloyd	EN 60998	TAE000015T
LR Lloyds Register	EN 60998	LR22207029TA



Downloads

Environmental Product Compliance

Compliance Search			
Environmental Product Compliance 221-612			

Documentation

Bid Text			
221-612	19.02.2019	xml 3.47 KB	
221-612	23.01.2019	docx 15.62 KB	
ausschreiben.de 221-612			

CAD/CAE-Data

CAD data	
2D/3D Models 221-612	

CAE data	
EPLAN Data Portal 221-612	
ZUKEN Portal 221-612	

1 Compatible Products

1.1 Optional Accessories

1.1.1 General accessories

1.1.1.1 Moisture protection



[Item No.: 207-1431](#)
Gelbox; Branch; for cables; with gel; 221 Series; max. 6 mm² connectors; without splicing connectors; Size 1; gray



[Item No.: 207-1432](#)
Gelbox; Branch; for cables; with gel; 221 Series; max. 6 mm² connectors; without splicing connectors; Size 2; gray



[Item No.: 207-1433](#)
Gelbox; Branch; for cables; with gel; 221 Series; max. 6 mm² connectors; without splicing connectors; Size 3; gray

1.1.2 Jumper

1.1.2.1 Jumper



[Item No.: 221-941/000-006](#)
Jumper; for conductor entry; 2-way; insulated; blue



[Item No.: 221-942/000-006](#)
Jumper; for conductor entry; 2-way; insulated; blue



[Item No.: 221-941](#)
Jumper; for conductor entry; 2-way; insulated; dark gray



[Item No.: 221-942](#)
Jumper; for conductor entry; 2-way; insulated; dark gray

1.1.3 Mounting adapter

1.1.3.1 Mounting accessories



Item No.: 221-510/000-006
Mounting carrier; 221 Series - 6 mm²; for DIN-35 rail mounting/screw mounting; blue




Item No.: 221-510/000-053
Mounting carrier; 221 Series - 6 mm²; for DIN-35 rail mounting/screw mounting; dark gray-yellow




Item No.: 221-510
Mounting carrier; 221 Series - 6 mm²; for DIN-35 rail mounting/screw mounting; orange

Installation Notes


Conductor termination



Strip conductor to 12 ... 14 mm.




Termination: Lift the lever to open the clamping unit and insert a stripped conductor.



Then, lower the lever to close the clamp.

Application



Wiring fine-stranded conductors in junction boxes.



Custom low-voltage lighting system



Lighting distribution in a ceiling canopy



Pendant light connection in a suspended ceiling



COMPACT Splicing Connectors for All Conductor Types (6 mm²), 221 Series