


# UK 35 BU - Feed-through terminal block



3008025

<https://www.phoenixcontact.com/ae/products/3008025>

Please be informed that the data shown in this PDF document is generated from our online catalog. Please find the complete data in the user documentation. Our general terms of use for downloads are valid.



Feed-through terminal block, nom. voltage: 1000 V, nominal current: 125 A, number of connections: 2, connection method: Screw connection, cross section: 0.75 mm<sup>2</sup> - 50 mm<sup>2</sup>, mounting type: NS 35/7,5, NS 35/15, NS 32, color: blue

## Your advantages

- The large wiring space enables the connection of solid and stranded conductors without ferrules, even above the nominal cross section
- As well as saving space, the compact design enables user-friendly wiring in a small amount of space
- Optimum screwdriver guidance through closed screw shafts

## Commercial data

Item number	3008025
Packing unit	50 pc
Minimum order quantity	50 pc
Sales key	BE1
Product key	BE1211
GTIN	4017918091569
Weight per piece (including packing)	58.06 g
Weight per piece (excluding packing)	55.836 g
Customs tariff number	85369010
Country of origin	DE

# UK 35 BU - Feed-through terminal block



3008025

<https://www.phoenixcontact.com/ae/products/3008025>

## Technical data

### Product properties

Product type	Feed-through terminal block
Product family	UK
Number of connections	2
Number of rows	1
Potentials	1

### Insulation characteristics

Overvoltage category	III
Degree of pollution	3

### Electrical properties

Rated surge voltage	8 kV
Maximum power dissipation for nominal condition	4.06 W

### Connection data

Number of connections per level	2
Nominal cross section	35 mm <sup>2</sup>
Rated cross section AWG	2

### Level 1 above 1 below 1

Connection method	Screw connection
Screw thread	M6
Tightening torque	3.2 ... 3.7 Nm
Stripping length	16 mm
Internal cylindrical gage	B9
Connection in acc. with standard	IEC 60947-7-1
Conductor cross-section rigid	0.75 mm <sup>2</sup> ... 50 mm <sup>2</sup>
Cross section AWG	18 ... 2 (converted acc. to IEC)
Conductor cross-section flexible	0.75 mm <sup>2</sup> ... 35 mm <sup>2</sup>
Conductor cross-section, flexible [AWG]	18 ... 2 (converted acc. to IEC)
Conductor cross-section flexible (ferrule without plastic sleeve)	0.75 mm <sup>2</sup> ... 35 mm <sup>2</sup>
Flexible conductor cross-section (ferrule with plastic sleeve)	0.75 mm <sup>2</sup> ... 35 mm <sup>2</sup>
2 conductors with same cross section, solid	0.75 mm <sup>2</sup> ... 16 mm <sup>2</sup>
2 conductors with same cross section, flexible	0.75 mm <sup>2</sup> ... 10 mm <sup>2</sup>
2 conductors with same cross section, flexible, with ferrule without plastic sleeve	0.75 mm <sup>2</sup> ... 10 mm <sup>2</sup>
2 conductors with the same cross section, flexible, with TWIN ferrule with plastic sleeve	0.75 mm <sup>2</sup> ... 6 mm <sup>2</sup>
Nominal current	125 A
Maximum load current	150 A (with 50 mm <sup>2</sup> conductor cross-section)
Nominal voltage	1000 V

# UK 35 BU - Feed-through terminal block



3008025

<https://www.phoenixcontact.com/ae/products/3008025>

## Dimensions

Width	15.1 mm
Height	50 mm
Depth on NS 32	67 mm
Depth on NS 35/7,5	62 mm
Depth on NS 35/15	69.5 mm

## Material specifications

Color	blue (RAL 5015)
Flammability rating according to UL 94	V0
Insulating material group	I
Insulating material	PA

## Electrical tests

### Surge voltage test

Test voltage setpoint	9.8 kV
Result	Test passed

### Temperature-rise test

Requirement temperature-rise test	Increase in temperature $\leq 45$ K
Result	Test passed
	Test passed
Short-time withstand current 35 mm <sup>2</sup>	4.2 kA
Result	Test passed

### Power-frequency withstand voltage

Test voltage setpoint	2.2 kV
Result	Test passed

## Mechanical properties

### Mechanical data

Open side panel	No
-----------------	----

## Mechanical tests

### Mechanical strength

Result	Test passed
--------	-------------

### Attachment on the carrier

DIN rail/fixing support	NS 32/NS 35
Test force setpoint	10 N
Result	Test passed

### Test for conductor damage and slackening

Rotation speed	10 (+/- 2) rpm
----------------	----------------

# UK 35 BU - Feed-through terminal block



3008025

<https://www.phoenixcontact.com/ae/products/3008025>

Revolutions	135
Conductor cross-section/weight	0.75 mm <sup>2</sup> / 0.4 kg
	35 mm <sup>2</sup> / 6.8 kg
	50 mm <sup>2</sup> / 9.5 kg
Result	Test passed

## Environmental and real-life conditions

### Needle-flame test

Time of exposure	30 s
Result	Test passed

### Oscillation/broadband noise

Specification	DIN EN 50155 (VDE 0115-200):2022-06
Spectrum	Long life test category 2, bogie-mounted
Frequency	$f_1 = 5 \text{ Hz}$ to $f_2 = 250 \text{ Hz}$
ASD level	6.12 (m/s <sup>2</sup> ) <sup>2</sup> /Hz
Acceleration	3.12g
Test duration per axis	5 h
Test directions	X-, Y- and Z-axis
Result	Test passed

### Shocks

Pulse shape	Half-sine
Acceleration	30g
Shock duration	18 ms
Number of shocks per direction	3
Test directions	X-, Y- and Z-axis (pos. and neg.)
Result	Test passed

### Ambient conditions

Ambient temperature (operation)	-60 °C ... 110 °C (Operating temperature range incl. self-heating; for max. short-term operating temperature, see RTI Elec.)
Ambient temperature (storage/transport)	-25 °C ... 60 °C (for a short time, not exceeding 24 h, -60 °C to +70 °C)
Ambient temperature (assembly)	-5 °C ... 70 °C
Ambient temperature (actuation)	-5 °C ... 70 °C
Permissible humidity (operation)	20 % ... 90 %
Permissible humidity (storage/transport)	30 % ... 70 %

## Standards and regulations

Connection in acc. with standard	IEC 60947-7-1
----------------------------------	---------------

## Mounting

Mounting type	NS 35/7,5
	NS 35/15
	NS 32

# UK 35 BU - Feed-through terminal block





3008025


<https://www.phoenixcontact.com/ae/products/3008025>


## Approvals


To download certificates, visit the product detail page: <https://www.phoenixcontact.com/ae/products/3008025>

 <b>CSA</b> Approval ID: 13631				
	Nominal voltage $U_N$	Nominal current $I_N$	Cross section AWG	Cross section $mm^2$
B	600 V	150 A	18 - 1/0	-
C	600 V	150 A	18 - 1/0	-
With ATP	1000 V	150 A	18 - 1/0	-

 <b>IECEE CB Scheme</b> Approval ID: NL-26111				
	Nominal voltage $U_N$	Nominal current $I_N$	Cross section AWG	Cross section $mm^2$
keine	1000 V	-	-	- 35

 <b>cULus Recognized</b> Approval ID: E60425				
	Nominal voltage $U_N$	Nominal current $I_N$	Cross section AWG	Cross section $mm^2$
B	600 V	150 A	18 - 1/0	-
C	600 V	150 A	18 - 1/0	-
F	1000 V	150 A	18 - 1/0	-

 <b>KEMA-KEUR</b> Approval ID: 71-119836				
	Nominal voltage $U_N$	Nominal current $I_N$	Cross section AWG	Cross section $mm^2$
keine	1000 V	-	-	0.75 - 35

 <b>ClassNK</b> Approval ID: 09 ME 141				
--	--	--	--	--


<b>DNV</b> Approval ID: TAE00001CT				
---------------------------------------	--	--	--	--


# UK 35 BU - Feed-through terminal block





3008025

<https://www.phoenixcontact.com/ae/products/3008025>

 <b>cUL Recognized</b> Approval ID: E192998				
	Nominal voltage $U_N$	Nominal current $I_N$	Cross section AWG	Cross section $mm^2$
keine				
	600 V	150 A	18 - 1/0	-

 <b>EAC Ex</b> Approval ID: KZ 7500525010101950				
---	--	--	--	--

 <b>GL</b> Approval ID: 98876-96 HH				
	Nominal voltage $U_N$	Nominal current $I_N$	Cross section AWG	Cross section $mm^2$
keine				
EEx e II part certificate	690 V	118.5 A	-	- 35

 <b>UL Recognized</b> Approval ID: E192998				
	Nominal voltage $U_N$	Nominal current $I_N$	Cross section AWG	Cross section $mm^2$
keine				
	600 V	150 A	18 - 1/0	-

# UK 35 BU - Feed-through terminal block



3008025

<https://www.phoenixcontact.com/ae/products/3008025>

## Classifications

### ECLASS

ECLASS-13.0	27250101
ECLASS-15.0	27250101

### ETIM

ETIM 9.0	EC000897
----------	----------

### UNSPSC

UNSPSC 21.0	39121400
-------------	----------

# UK 35 BU - Feed-through terminal block



3008025

<https://www.phoenixcontact.com/ae/products/3008025>

## Environmental product compliance

### EU RoHS

Fulfills EU RoHS substance requirements	Yes, No exemptions
---	--------------------

### China RoHS

Environment friendly use period (EFUP)	EFUP-E
	No hazardous substances above the limits

### EU REACH SVHC

REACH candidate substance (CAS No.)	No substance above 0.1 wt%
-------------------------------------	----------------------------

### EF3.0 Climate Change

CO2e kg	0.199 kg CO2e
---------	---------------

Phoenix Contact 2025 © - all rights reserved  
<https://www.phoenixcontact.com>

PHOENIX CONTACT Middle East FZ LLC  
1201N-1206N, Dubai Science Park Towers – North  
P.O. Box 345002, Dubai, United Arab Emirates  
(+971) 4 437-0324  
[info-me@phoenixcontact.com](mailto:info-me@phoenixcontact.com)