






Product Status	Production
Applications	Automotive Grade
Feature	AEC-Q200AEC-Q200
	No DirectivityNo Directivity
	Wire WoundWire Wound
	Ferrite CoreFerrite Core
Series Type	NLV32-EFD
Brand	TDK
Environmental Compliance	<div><div>RoHS</div><div>REACH</div><div>Halogen Free</div><div>Lead Free</div></div>



Size	
Length(L)	3.20mm ±0.20mm
Width(W)	2.50mm ±0.20mm
Thickness Height	2.20mm ±0.20mm
Recommended Land Pattern (A)	1.20mm Nom.
Recommended Land Pattern (B)	2.00mm Nom.
Recommended Land Pattern (C)	2.00mm Nom.

Electrical Characteristics	
Inductance	22μH ±5% at 2.52MHz
Rated Current	110mA
DC Resistance [Typ.]	
DC Resistance [Max.]	3.7Ω
Self Resonant Frequency [Min.]	20MHz
Self Resonant Frequency [Typ.]	
Q [Min.]	30 at 2.52MHz
Q [Typ.]	

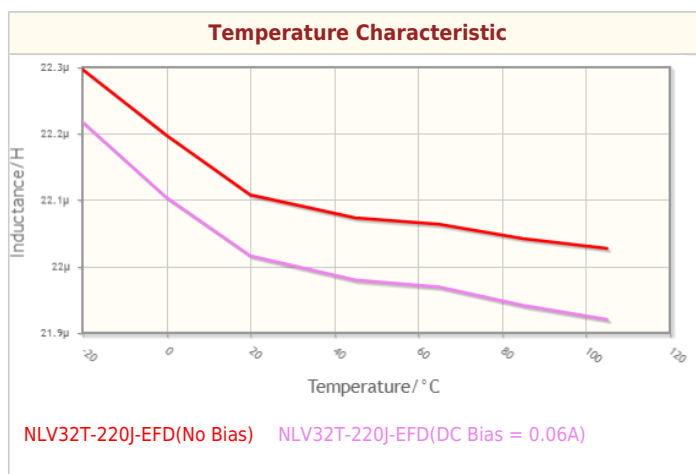
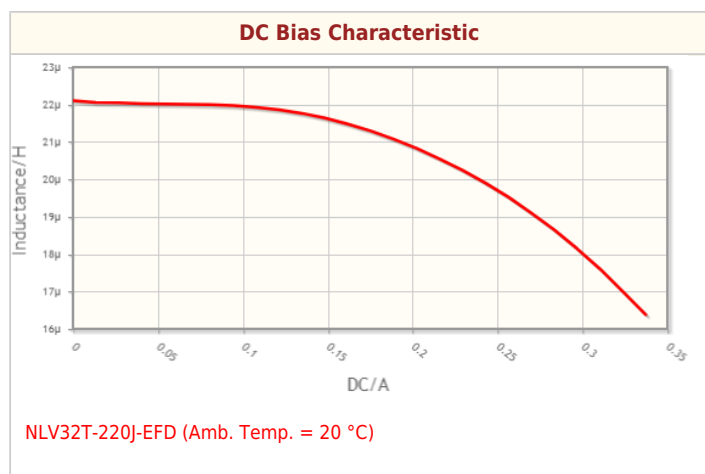
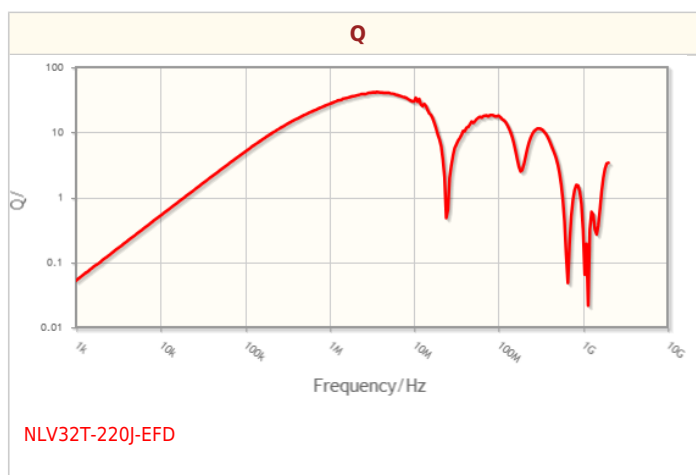
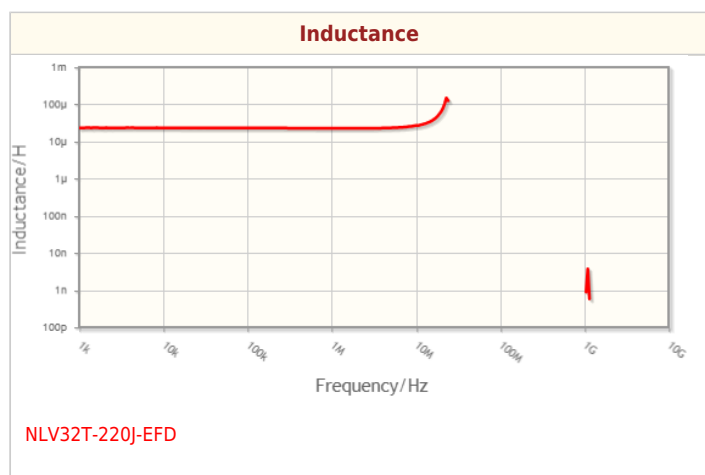
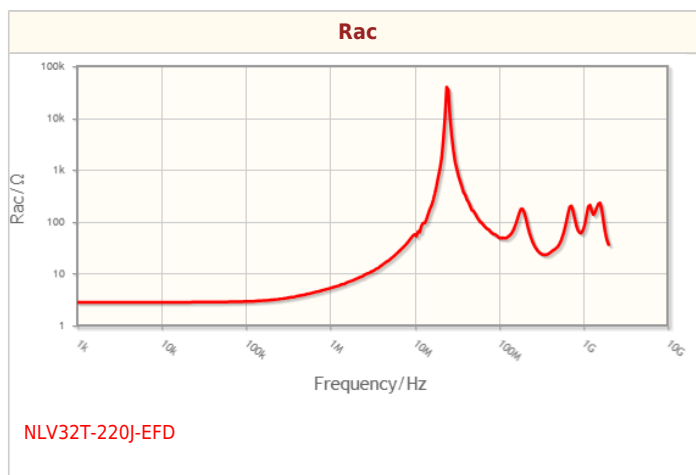
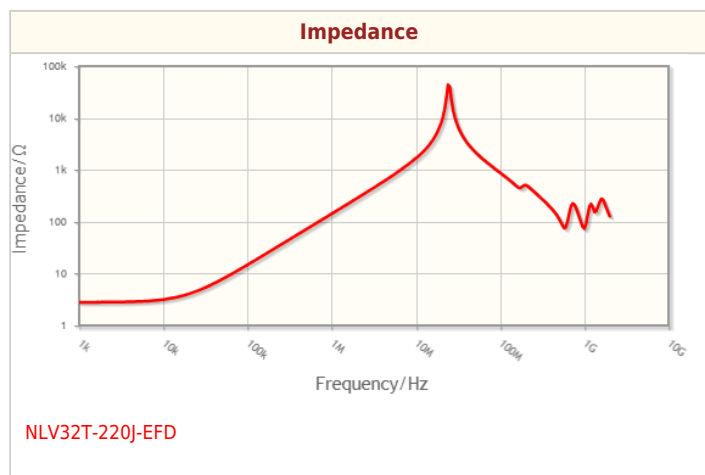
Other	
Operating Temp. Range	-40 to 105°C (Including Self-Temp. Rise)
Soldering Method	Wave (Flow)
	Reflow
	Iron Soldering
AEC-Q200	YES
Packing	Embossed (Plastic)Taping [180mm Reel]
Package Quantity	2000pcs
Weight	0.05g

! Images are for reference only and show exemplary products.

! This PDF document was created based on the data listed on the TDK Corporation website.

! All specifications are subject to change without notice.

Characteristic Graphs(This is reference data, and does not guarantee the products characteristics.)



Associated Images

