

Reduced Thru Wire Connector

18-24 AWG: 9286-200



General Information



Wire-to-Wire (WTW) connectors have been used in the industrial market for years with traditional 2-Piece (plug & socket) connector systems. These require crimp and poke wire terminations to connect discrete wires together. While these provide repeated pluggability and latching, they are often size and cost prohibited in applications where the wires may only need to be replaced once or twice during their life.

The reduced 9286-200 series of thru wire connectors expands on the already proven 9286 poke-home discrete WTW family of connectors, but in a smaller package size. The development of an active stainless steel spring contact eliminates the need for push button activation to insert and remove wires which offers a significant cost savings. The mechanical properties of this contact provide maximum wire retention across a broad range of solid and stranded wire gauges, making this connector very versatile in field installations.

APPLICATIONS

- Industrial Machine Controls; motors, drives, solenoids, sensors, fans, pumps, etc...
- Commercial Buildings; controls, security, fire and sensors
- Smart Grid; meters, breakers and panels
- SSL/LED; fixtures, signage and streetlights
- Application notes; refer to 201-01-17

FEATURES AND BENEFITS

- Simple strip and poke-home wire insertion with twist and pull wire extraction
- High spring force stainless steel contact maximizes cost, strength and flexibility
- Accepts 18-24 AWG solid and stranded wires
- Expanded size offering to cover multiple power and signal applications: 1p-6p

ELECTRICAL

- Voltage Rating: 300 VAC
- Current Rating: See matrix below

ENVIRONMENTAL

- Operating Temperature: -40°C to +130°C

MECHANICAL

- Insulator Material: Glass-Filled Nylon 46; UL94V0
- Fixed Contact Material: Copper Alloy
- Flexing Contact: Stainless Steel
- Fixed Contact Plating: Tin over Nickel
- Durability: 5 Cycles

HOW TO ORDER

Prefix			Series			Number of Ways			Wire Size			Insulator Color			Internal Wire Stop and UL Approval			Plating Option
Code	Type	Details	Code	No of POS.	DIM. A	Code	Wire Gauge	Max Insulation	Code	Housing Color	Availability	Code	Housing Color	UL Approved	Code	Housing Color	UL Approved	6 = Tin all over
00	Poke Home	Wire-to-Wire	9286			001	1	4.0/4.5	203	18 - 24 AWG	2.10mm DIA.	9	White	Standard	0	No Wire Stop	Yes	
						002	2	8.0/8.5							1	With Wire Stop	Yes	
						003	3	12.0/12.5										
						004	4	16.0/16.5										
						005	5	20.0/20.5										
						006	6	24.0/24.5										



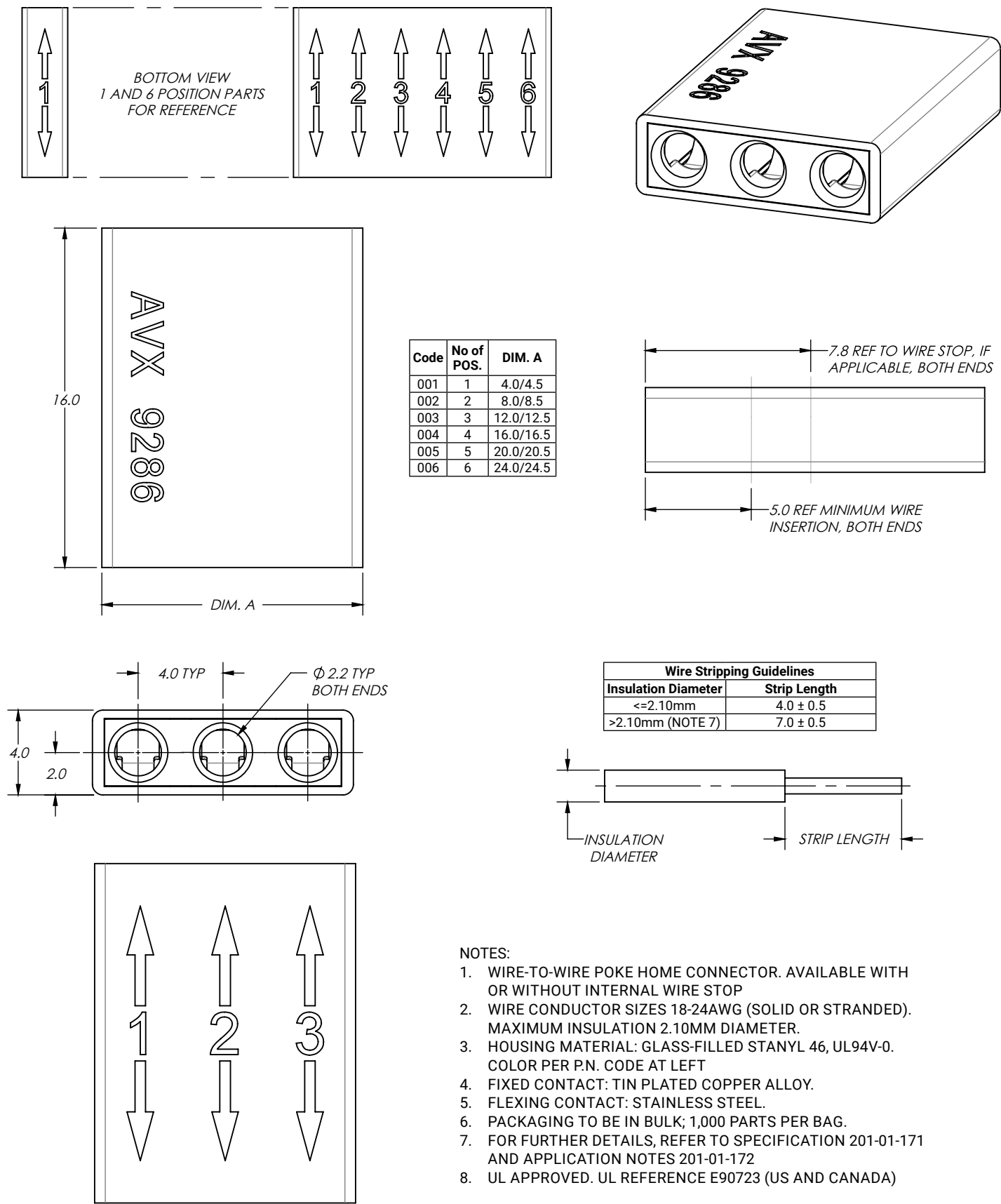
CURRENT RATING

Wire gauge	Maximum approved current (amps)	
	UL (USA)	UL (Canada)
18AWG	8	8
20AWG	6	4
22AWG	5	4
24AWG	3	2

UL File #E90723

Reduced Thru Wire Connector

18-24 AWG: 9286-200



Reduced Thru Wire Connector
18-24 AWG: 9286-200

Wire Trim

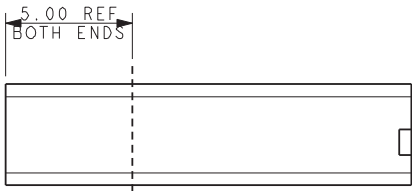


POKE HOME – THRU WIRE
WIRE TRIM




Insulation Diameter	Wire Trim Length X
Up to 2.10 Diameter	4.00 ± 0.50
Above 2.10mm Diameter See Application Notes 201-01-172	7.00 ± 0.50

REST POSITION OF CONTACT TIP



POKE HOME – THRU WIRE
ASSEMBLY



FOR FULL ASSEMBLY DETAILS REFER TO APPLICATION NOTE 201-01-172