THIS DRAWING IS UNPUBLISHED.
VERTRAULICHE UNVEROEFFENTLICHTE ZEICHNUNG
© COPYRIGHT 2005 - RELEASED FOR PUBLICATION - 2005
FREI FUER VEROEFFENTLICHUNG
ALL RIGHTS RESERVED.
ALLE RECHTE VORBEHALTEN.

MATED WITH:
PASSEND ZU

USABLE WITH TAB 0.8mm AND TAB 0.6mm THICKNESS
Verwendbar mit Flachstecker 0.8mm und 0.6mm Dicke

CONTACTS FOR FLR-CABLE
Kontakte fuer FLR-Leitung

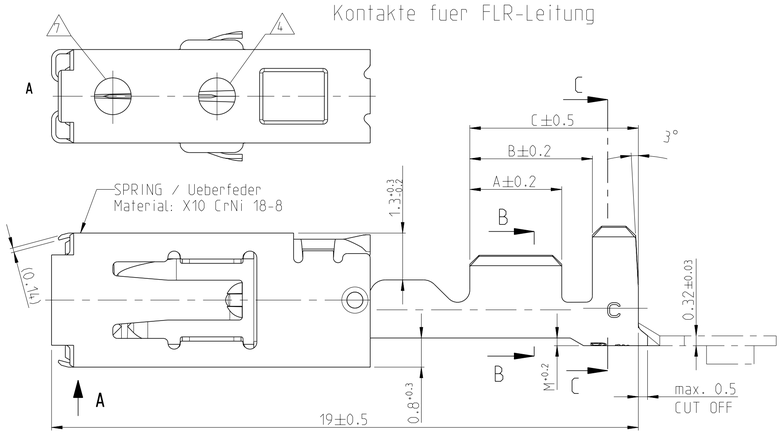

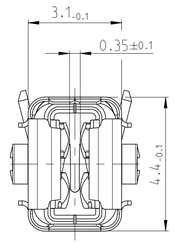

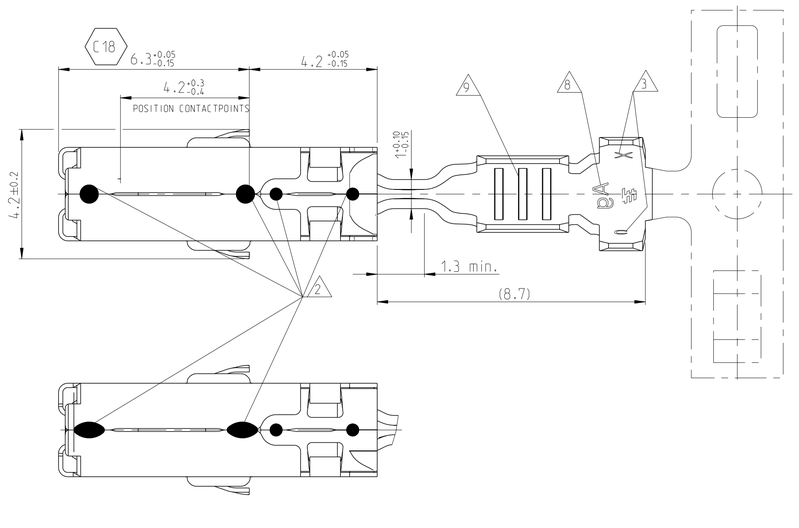

TYPE A

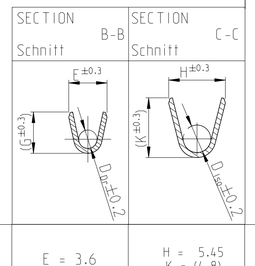

TYPE B1

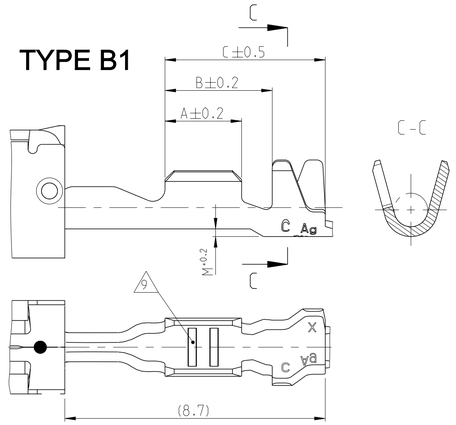

TYPE B2

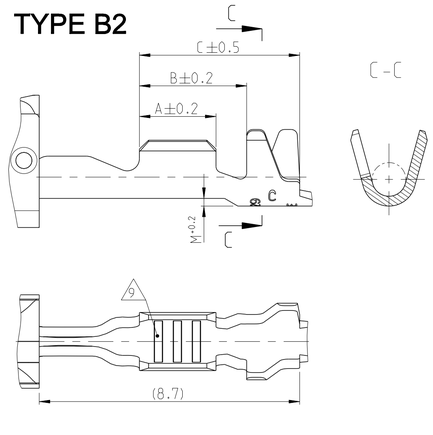

CONTACTS FOR SINGLE WIRE SEALING SYSTEM:
FLR- AND FLK- CABLE
Kontakte fuer Einzel-Dichtung-System:
FLR- und FLK-Leitung

DIMENSIONS SEE FIGURE "CONTACS FOR FLR-CABLE"
Masse siehe Darstellung der Kontakte fuer FLR-Leitung

LOC	DIST
A1	-

PROJEKT NR.:

REVISIONS
ANDERUNGEN

P	LTR	DESCRIPTION BESCHREIBUNG	DATE	DWN	APVD
	C15	ECR-15-017391	30NOV2015	SG	RL
	C16	Type B2 added. see PCN E-18-010946	19APR2018	FRAN	MERZ
	C17	E-19-016945	31OCT2019	FRAN	MERZ
	C18	Correction of dimension	10MAR2022	FRAN	MERZ

TYPE C1

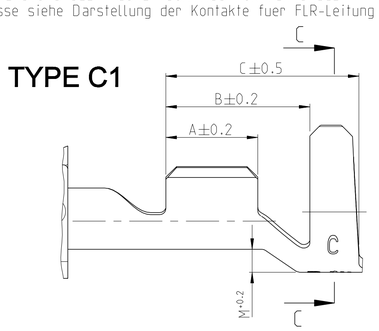

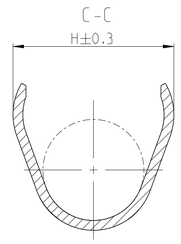

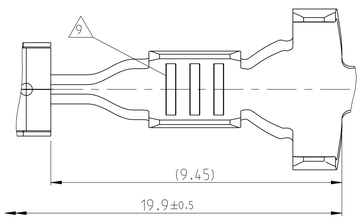

TYPE C2

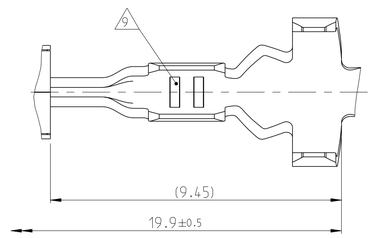

SINGLE WIRE SEALING SYSTEM 6

SINGLE WIRE SEAL Einzeldichtung 6		
963292-1	2.7...3.0	YELLOW gelb
963293-1	2.0...2.7	REDBROWN rotbraun
963294-1	1.2...2.1	BLUE blau
ORDER NO. Bestell-Nr.	INSULATION DIA Isolations Ø	COLOUR Farbe

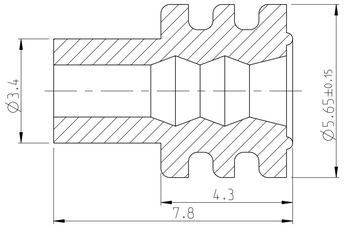

	0-1241396-4	C	>1.0-2.5	2.2-3.0	CuNiSi	SILVERPLATED versilbert 12	A = 3.5 B = 5.2 C = 6.8	E = 3.6 G = 3.8 D_{Dr} = 1.8	H = 5.45 K = (4.8) D_{iso} = 3.5 M = 0.85	C1	SINGLE WIRE SEALING SYSTEM Einzeldichtungssystem 6	HANDCRIMPTOOL Handcrimpwerkzeug 539635-1 INSERT / Matrize 539952-2	539969-1	SEE APPLICATION SPECIFICATION siehe Verarbeitungsspezifikation 114-18387
	0-1241396-3	C			CuNiSi	PRESILVER vorversilbert 8								
	0-1241396-2	C			CuNiSi	4								
	0-1241396-1	C			CuNiSi	TINPLATED vorverzinnt								
	0-1241394-3	C	0.5-1.0	1.4-2.7	CuNiSi	PRESILVER vorversilbert 8	A = 3.0 B = 4.7 C = 6.3	E = 2.5 G = 2.7 D_{Dr} = 1.2	H = 5.25 K = (4.8) D_{iso} = 3.3 M = 0.75	C1				
	0-1241394-2	C			CuNiSi	4								
	0-1241394-1	C			CuNiSi	TINPLATED vorverzinnt								
Obsolete	~~0-1241392-3~~	C	0.2-0.35	1.1-1.4	CuNiSi	PRESILVER vorversilbert 8	A = 2.5 B = 4.7 C = 6.3	E = 1.9 G = 1.9 D_{Dr} = 0.75	H = 4.85 K = (4.4) D_{iso} = 3.2 M = 0.7	C2				
Obsolete	~~0-1241392-2~~	C			CuNiSi	4								
Obsolete	~~0-1241392-1~~	C			CuNiSi	TINPLATED vorverzinnt								
	0-1564984-3	C	0.2-0.35 10	1.1-1.4	CuNiSi	PRESILVER vorversilbert 8		E = 2.4 G = 2.3 D_{Dr} = 1.0		C1		HANDCRIMPTOOL 539635-1 INSERT 4-1579016-1		
	0-1564984-2	C			CuNiSi	4								
	0-1564984-1	C			CuNiSi	TINPLATED vorverzinnt								
	0-1241390-3	C	>1.0-2.5 5	2.2-3.0 5	CuNiSi	PRESILVER vorversilbert 8	A = 3.3 B = 4.3 C = 5.8	E = 3.6 G = 3.8 D_{Dr} = 1.8	H = 4.7 K = (4.9) D_{iso} = 2.6 M = 0.4	TYPE A		HANDCRIMPTOOL Handcrimpwerkzeug 539635-1 INSERT / Matrize 539951-2		
	0-1241390-2	C			CuNiSi	4								
	0-1241390-1	C			CuNiSi	TINPLATED vorverzinnt								
	0-1241388-3	C	0.5-1.0	1.4-2.1	CuNiSi	PRESILVER vorversilbert 8	A = 3.0 B = 4.0 C = 5.5	E = 2.5 G = 2.7 D_{Dr} = 1.2	H = 3.7 K = (3.9) D_{iso} = 1.8 M = 0.2					
	0-1241388-2	C			CuNiSi	4								
	0-1241388-1	C			CuNiSi	TINPLATED vorverzinnt								
Obsolete	~~0-1241386-3~~	C	0.2-0.35 10	1.1-1.4	CuNiSi	PRESILVER vorversilbert 8	A = 2.5 B = 3.5 C = 5.2	E = 1.9 G = 1.9 D_{Dr} = 0.75	H = 2.5 K = (2.5) D_{iso} = 1.1 M = 0.2	TYPE B1				
Obsolete	~~0-1241386-2~~	C			CuNiSi	4								
Obsolete	~~0-1241386-1~~	C			CuNiSi	TINPLATED vorverzinnt								
	0-1564982-3	C	0.2-0.35	1.1-1.4	CuNiSi	PRESILVER vorversilbert 8		E = 2.4 G = 2.3 D_{Dr} = 1.0		TYPE B2		HANDCRIMPTOOL 539635-1 INSERT 4-1579016-1		
	0-1564982-2	C			CuNiSi	4								
	0-1564982-1	C			CuNiSi	TINPLATED vorverzinnt								
STATUS Status	ORDER NO. Bestell-Nr. Strip Bandware	REV.	WIRE RANGE Drahtgroessen-bereich (mm²)	INSULATION DIA Isolations Ø (mm)	MATERIAL Werkstoff	PLATING Ueberzug	LENGTH Laenge	WIRE CRIMP Drahtcrimp	INSUL. CRIMP Isol.-Crimp	FORM OF ISO-CRIMP Form des Iso-Crimp		ORDER NO. Bestell-Nr. TOOL / INSERT Handzange / Matrize FOR LOOSE PIECE f. Einzelausfuehrung	ORDER NO. Bestell-Nr. EXTRACTION TOOL Ausdrueckwerkzeug	CRIMP DATA AND CRIMP TOOL Crimpdaten u. Crimpwerkzeuge
							CRIMP DIMENSIONS (mm) Crimpabmessungen							

Notes
Bemerkungen:

1 TO BE USED ON Flachstecker /TAB 2.8 $^{+0.3}_{-0.1}$ x 0.6 $^{+0.07}_{-0.03}$
Geeignet fuer Flachstecker / TAB 2.8 $^{+0.3}_{-0.1}$ x 0.8 ±0.03

2 ALTERNATIVELY LASERWELDED POINT OR LINE SHAPED (DIE CAUSED)
Laserschweissung wahlweise Punk- oder Linienfoermig (Fertigungsbedingt)

3 DIE-IDENTIFICATION AND REVISION STATUS
Kennung fuer Werkzeug und Revisionsstand

4 MIN. 0.8µm GOLDPLATE IN CONTACT AREA OVER MIN. 1.3µm NICKELPLATE;
MIN. 1µm TINPLATE IN CRIMP AREA.
AS INDEX SEE HOLE AT SPRING
0.8µm Goldueberzug im Kontaktbereich ueber min. 1.3µm Nickeluebergzug;
min. 1µm Zinnueberzug im Crimpbereich.
Zur Kennzeichnung siehe Loch an der Ueberfeder

5 FOR DOUBLE AND SINGLE CRIMP
Fuer Doppel- und Einzelcrimp

6 SINGLE WIRE SEAL TO BE SELECTED ACCORDING TO INSULATION-DIA
Auswahl der Einzeldichtung entsprechend dem Isolationsdurchmesser

7 MANUFACTORIN-CONDITIONED HOLE. IS STARTING FROM REV. C AT ALL VERSIONS
Fertigungsbedingtes Loch. befindet sich ab Rev. C an allen Kontakten

8 MARKING WITH "Ag" FOR SILVERPLATE IN CONTACT AREA
Kennzeichnung mit "Ag" bei Silberueberzug im Kontaktbereich

9 DIFFERENT FORM OF THE SERRATION POSSIBLE
Unterschiedliche Ausfuehrung der Rillen moeglich

10 PN 1241386 AND 1241392 NOT FOR NEW APPLICATION. REPLACED BY PN 1564982 AND PN1564984.
PN 1241386 und 1241392 nicht fuer Neuanwendung. Ersatz durch PN 1564982 und 1564984

11 DETAILS OF DESIGN ARE LEFT TO MANUFACTURER
Einzelheiten der Ausfuehrung bleiben dem Hersteller ueberlassen

12 "Ag+" MARKING ON SILVER PLATED VERSIONS FOR INCREASED LIMIT TEMPERATURE
"Ag+" Markierung auf versilberten Versionen fuer erhoehte Grenztemperatur

2:1

THIS DRAWING IS A CONTROLLED DOCUMENT.
DIESES ZEICHNUNGSDOKUMENT WIRD DURCH AMP INCORPORATED KONTROLLIERT.
ANWENDUNGEN, DIE DEM TECHNISCHEN FORTSCHRITT DIENEN, SIND VORBEHALTEN.
DEN JEWEILIGEN TEILEZUSTAEDEN ANWENDUNGSTIPS ERFAHREN SIE AUF ANFRAGE.

DIMENSIONS: MASSEINHEITEN: mm
TOLERANCES UNLESS OTHERWISE SPECIFIED: ALLGEMEINTOLERANZEN
0 PLC ± 1 PLC ±GENERAL- 2 PLC ±TOLREANZ 3 PLC ± 4 PLC ±
ANGLES: ANGLES: 4°
MATERIAL: see table siehe Tabelle
FINISH: OBERFLAECHE/FARBE: see table siehe Tabelle

DWN: 06JUN2006 R. Liebing
CHK: -
APVD: -
PRODUCT SPEC PRODUKTSPEZ. 108-18717
APPLICATION SPEC VERARBEITUNGSSPEZ. 114-18387
WEIGHT GEWICHT: -

TE Connectivity

NAME: PRODUCT GROUP DRAWING FOR AMP MCP 2.8K

SIZE: A1 | CAGE CODE: 00779 | DRAWING NO ZEICHNUNGS-NR.: C-1241437 | RESTRICTED TO NUR FUER: -

Customer Drawing /KUNDENZEICHNUNG | SCALE MASSSTAB 10:1 | SHEET BLATT 1 OF VON 1 | REV C18

4805 (3/11)

printed on 10 Mar 2022 10:53 IMittelEuropp from TE220142

Downloaded from Arrow.com.