Alle Rechte vorbehalten/ *All rights reserved*

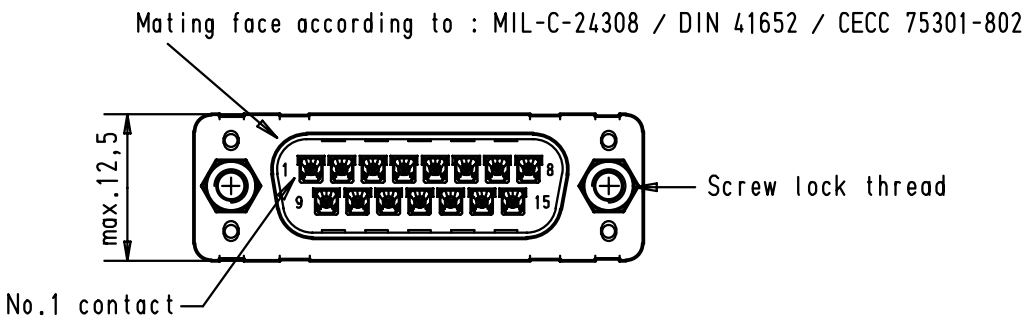

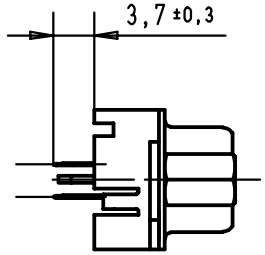

Printed board layout
component side

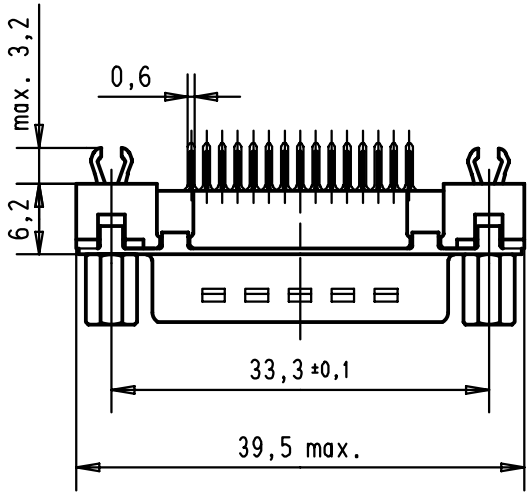

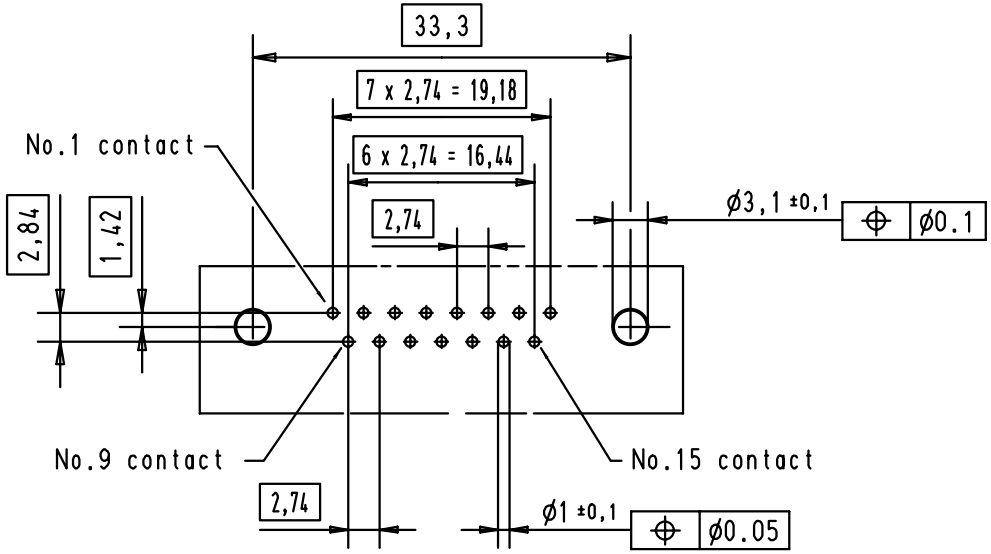

Connector retention and insertion forces on the PCB = 25 / 80 Newtons.

Part number	Screw lock thread	Performance level	Mod.	Dat.	Name
09 65 261 6733	M3	2			
09 65 261 7733	M3	3			
09 65 261 5733	M3	0.76 µm Au			
09 65 261 6713	4-40 UNC	2			
09 65 261 7713	4-40 UNC	3	29723	05-MAR-02	JB
09 65 261 5713	4-40 UNC	0.76 µm Au	29746	07-FEB-02	JB

	Dat.	Name
Detail.	07-FEB-02	JB
Insp.		
Stand.		

All Dim. in mm
Orig. Size DIN A 4

D-Sub, 15 poles, male, straigth with solder pins 3.7, screw lock and grounding board lock.

Maßstab/ *Scale* 1,5:1

HARTING EURL
F-95972 Paris

TB 09 65 261 X7X3

Sub.

Blatt/ *Page* 1

Downloaded from Arrow.com.