Alle Rechte vorbehalten/ *All rights reserved*

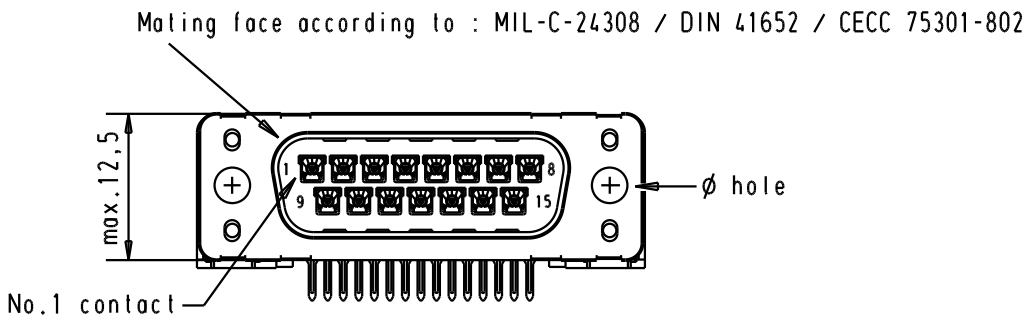

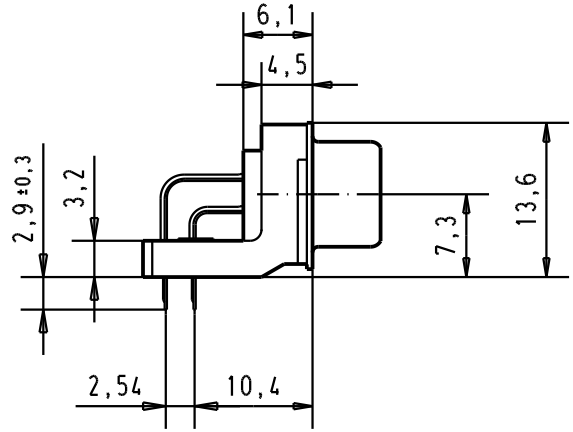

Printed board layout
component side

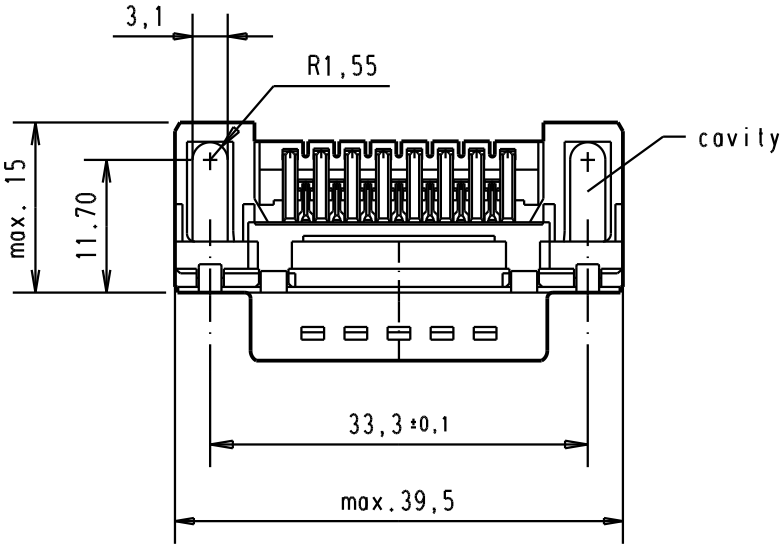

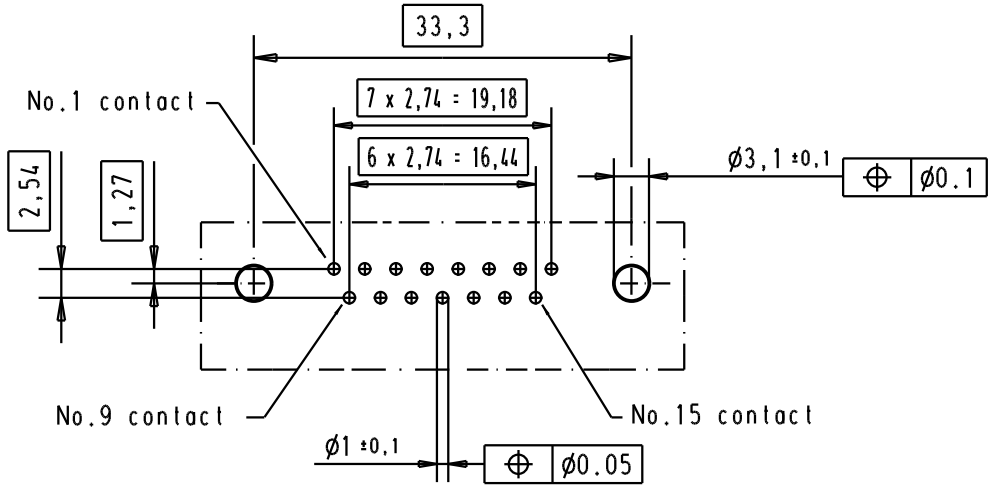

							Dat.	Name
						Detail.	11/dec/00	ALSPACE
			31892	22/04/04	JH	Insp.		
09 65 222 3800	3.1 ± 0.1	1	29773	18-APR-02	CV	Stand.		
09 65 222 6800	3.1 ± 0.1	2	29689	02/07/01	AA			
09 65 222 7800	3.1 ± 0.1	3	27960	11/dec/00	ALSPACE			
Part number	Ø hole	Performance level	Mod.	Dat.	Name			

All Dim. in mm
Orig. Size DIN A 4

D-Sub, male, standard angle,
15 poles, with solder pin and hole

Maßstab/ *Scale* 1.5:1

HARTING EURL
F-95972 Paris

TB 0965222x80x

Sub.

Blatt/ *Page* 1

Downloaded from Arrow.com.