


## Accel 27 Click



PID: MIKROE-5528

**Accel 27 Click** is a compact add-on board that contains an acceleration sensor. This board features the ADXL373, a three-axis MEMS  $\pm 400g$  accelerometer from Analog Devices. In addition to its ultra-low power consumption, the ADXL373 enables impact detection while providing system-level power reduction. It offers 12-bit output data at 200mg/LSB scale factor with a configurable host interface that supports SPI and I2C serial communication. This Click board™ is suitable for multiple applications such as motion-activated functions, impact, and shock detection, medical IoT applications that require ultra-low-power Wake-Up on the motion, and more.

### How does it work?

Accel 27 Click is based on the ADXL373, a complete three-axis  $\pm 400g$  acceleration measurement system from Analog Devices, operating at extremely low power levels. Built-in digital logic enables autonomous operation and implements functions that enhance system-level power savings. It offers 12-bit output data at 200mg/LSB scale factor, where acceleration is reported digitally through a configurable and selectable serial interface. The ADXL373 has three operating modes. Measurement mode is used for continuous, broad bandwidth sensing. The wake-up mode is used for limited bandwidth low g activity detection, and the instant-on mode is used for low power impact detection. Measurement can be suspended entirely by placing the ADXL373 in Standby mode.

Mikroe produces entire development toolchains for all major microcontroller architectures.


Committed to excellency, we are dedicated to helping engineers bring the project development up to speed and achieve outstanding results.



ISO 27001: 2013 certification of informational security management system.  
ISO 14001: 2015 certification of environmental management system.  
OHSAS 18001: 2008 certification of occupational health and safety management system.



ISO 9001: 2015 certification of quality management system (QMS).



As mentioned, the acceleration data is accessed through I2C or SPI interface with a maximum frequency of 3.4MHz for I2C and 10MHz for SPI communication. The selection is made by positioning SMD jumpers labeled COMM SEL in an appropriate position. Note that all the jumpers' positions must be on the same side, or the Click board™ may become unresponsive. While the I2C interface is selected, the ADXL373 allows choosing the least significant bit (LSB) of its I2C slave address using the SMD jumper labeled ADDR SEL.

This board also possesses two interrupts, IT1 and IT2, routed to, where by default, the INT and AN pins stand on the mikroBUS™ socket, entirely programmed by the user through a serial interface. They signal MCU that a motion event has been sensed.

This Click board™ can be operated only with a 3.3V logic voltage level. The board must perform appropriate logic voltage level conversion before using MCUs with different logic levels. However, the Click board™ comes equipped with a library containing functions and an example code that can be used as a reference for further development.

## Specifications

Type	Motion
Applications	Can be used for motion-activated functions, impact, and shock detection, medical IoT applications, and more
On-board modules	ADXL373 - three-axis MEMS accelerometer from Analog Devices
Key Features	±400g measurement range, user selectable bandwidth with 4-pole antialiasing filter, selectable oversampling ratio, low power consumption, built-in features for system power savings, selectable interface, event monitoring, and more
Interface	I2C,SPI
Feature	ClickID
Compatibility	mikroBUS™
Input Voltage	3.3V

Mikroe produces entire development toolchains for all major microcontroller architectures.

Committed to excellency, we are dedicated to helping engineers bring the project development up to speed and achieve outstanding results.




ISO 27001: 2013 certification of informational security management system.  
ISO 14001: 2015 certification of environmental management system.  
OHSAS 18001: 2008 certification of occupational health and safety management system.



ISO 9001: 2015 certification of quality management system (QMS).

## Pinout diagram

This table shows how the pinout on Accel 27 Click corresponds to the pinout on the mikroBUS™ socket (the latter shown in the two middle columns).

Notes	Pin					Pin	Notes
Interrupt 2	<b>IT2</b>	1	AN	PWM	16	NC	
ID SEL	<b>RST</b>	2	RST	INT	15	<b>IT1</b>	Interrupt 1
SPI Select / ID COMM	<b>CS</b>	3	CS	RX	14	NC	
SPI Clock	<b>SCK</b>	4	SCK	TX	13	NC	
SPI Data OUT	<b>SDO</b>	5	MISO	SCL	12	<b>SCL</b>	I2C Clock
SPI Data IN	<b>SDI</b>	6	MOSI	SDA	11	<b>SDA</b>	I2C Data
Power Supply	<b>3.3V</b>	7	3.3V	5V	10	NC	
Ground	<b>GND</b>	8	GND	GND	9	<b>GND</b>	Ground

## Onboard settings and indicators

Label	Name	Default	Description
LD1	PWR	-	Power LED Indicator
JP1-JP4	COMM SEL	Right	Communication Interface Selection SPI/I2C: Left position SPI, Right position I2C
JP5	ADDR SEL	Left	I2C Address Selection 0/1: Left position 0, Right position 1

## Accel 27 Click electrical specifications

Description	Min	Typ	Max	Unit
Supply Voltage	-	3.3	-	V
Acceleration Range	-	±400	-	g
Resolution	-	12	-	bits
Scale Factor	-	200	-	mg/LSB

## Software Support

We provide a library for the Accel 27 Click as well as a demo application (example), developed using Mikroe [compilers](#). The demo can run on all the main Mikroe [development boards](#).

Package can be downloaded/installed directly from NECTO Studio Package Manager (recommended), downloaded from our [LibStock™](#) or found on [Mikroe github account](#).

## Library Description

This library contains API for Accel 27 Click driver.

### Key functions

- `accel27_get_int1_pin` This function returns the interrupt 1 (INT1) pin logic state.

Mikroe produces entire development toolchains for all major microcontroller architectures.

Committed to excellency, we are dedicated to helping engineers bring the project development up to speed and achieve outstanding results.



ISO 27001: 2013 certification of informational security management system.  
ISO 14001: 2015 certification of environmental management system.  
OHSAS 18001: 2008 certification of occupational health and safety management system.



ISO 9001: 2015 certification of quality management system (QMS).

- `accel27_get_axes` This function reads accel X, Y, and Z axis data in g.
- `accel27_reset_device` This function performs the chip software reset.

## Example Description

This example demonstrates the use of Accel 27 Click board™ by reading and displaying the accelerometer data (X, Y, and Z axis) averaged from 100 samples.

The full application code, and ready to use projects can be installed directly from NECTO Studio Package Manager (recommended), downloaded from our [LibStock™](#) or found on [Mikroe github account](#).

Other Mikroe Libraries used in the example:

- MikroSDK.Board
- MikroSDK.Log
- Click.Accel27

## Additional notes and informations

Depending on the development board you are using, you may need [USB UART click](#), [USB UART 2 Click](#) or [RS232 Click](#) to connect to your PC, for development systems with no UART to USB interface available on the board. UART terminal is available in all Mikroe [compilers](#).

## mikroSDK

This Click board™ is supported with [mikroSDK](#) - Mikroe Software Development Kit, which needs to be downloaded from the [LibStock](#) and installed for the compiler you are using to ensure proper operation of mikroSDK compliant Click board™ demo applications.

For more information about mikroSDK, visit the [official page](#).

## Resources

[mikroBUS™](#)

[mikroSDK](#)

[Click board™ Catalog](#)

[Click boards™](#)

[ClickID](#)

## Downloads

[Accel 27 click example on Libstock](#)

[ADXL373 datasheet](#)

[Accel 27 click 2D and 3D files v101](#)

Mikroe produces entire development toolchains for all major microcontroller architectures.

Committed to excellency, we are dedicated to helping engineers bring the project development up to speed and achieve outstanding results.



ISO 27001: 2013 certification of informational security management system.  
ISO 14001: 2015 certification of environmental management system.  
OHSAS 18001: 2008 certification of occupational health and safety management system.



ISO 9001: 2015 certification of quality management system (QMS).



Time-saving embedded tools

MIKROELEKTRONIKA D.O.O, Barajnički drum 23, 11000 Belgrade, Serbia  
VAT: SR105917343 Registration No. 20490918  
Phone: + 381 11 78 57 600 Fax: + 381 11 63 09 644 E-mail: [office@mikroe.com](mailto:office@mikroe.com)  
[www.mikroe.com](http://www.mikroe.com)

[Accel 27 click schematic v101](#)

Mikroe produces entire development toolchains for all major microcontroller architectures.

Committed to excellency, we are dedicated to helping engineers bring the project development up to speed and achieve outstanding results.



ISO 27001: 2013 certification of informational security management system.  
ISO 14001: 2015 certification of environmental management system.  
OHSAS 18001: 2008 certification of occupational health and safety management system.



ISO 9001: 2015 certification of quality management system (QMS).