


## Data Sheet | Item Number: 859-314

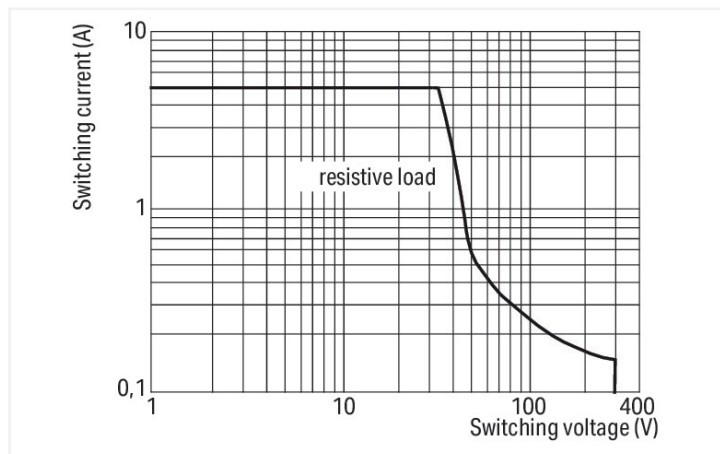
Relay module; Nominal input voltage: 24 VDC; 1 changeover contact; with gold contacts;  
Red status indicator; Module width: 6 mm; 2,50 mm<sup>2</sup>; gray

<https://www.wago.com/859-314>

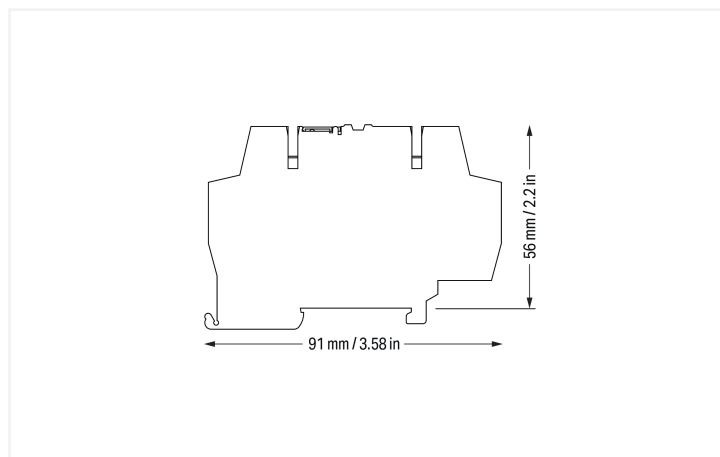
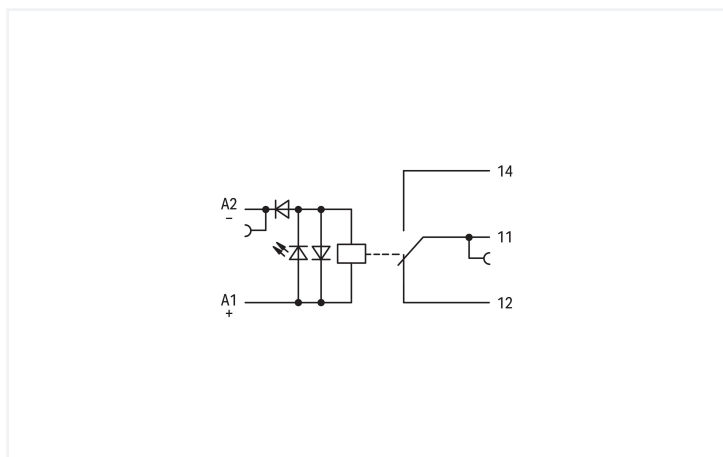


Color: ■ gray

Similar to illustration



DC load limit curve



### Notes

Note

To prevent damaging the gold layer, 30 V switching voltages and 50 mA currents must not be exceeded. Higher switching power eventually evaporates the gold layer. The resulting deposits in the housing may reduce service life.  
To protect the relay coils and contacts, inductive loads must be dampened with an effective protection circuit.

### Technical data

#### Control circuit

Nominal input voltage $U_N$	24 VDC
Input voltage range	-15 ... +20 %
Nominal input current at $U_N$	10 mA

#### Load circuit

Number of changeover/switchover contacts	1
Contact material (relay)	AgNi + Au
Limiting continuous current	5 A
Inrush current (resistive) max.	(AC) 20 A / 0.02 s
Switching Voltage, Max.	250 VAC
Switching power (resistive) max.	AC 1250 VA; DC (see load limit curve)
Switching capacity	AC-15: 3 A / 250 VAC; DC-13: 2 A / 24 VDC
Recommended minimum load	1 V / 1 mA / 1 mW

### Load circuit

Pull-in time (typ.)	6 ms
Drop-out time (typ.)	6 ms
Bounce time (typ.)	3.5 ms
Electrical life (NO; resistive load; 23 °C)	50 x 10 <sup>3</sup> switching operations
Mechanical life	5 x 10 <sup>6</sup> switching operations
Switching frequency with/without load (max.)	6 min <sup>-1</sup> / 180 min <sup>-1</sup>

### Signaling

Status indicator	Red LED
------------------	---------

### Safety and protection

Rated Voltage	300 V
Rated impulse withstand voltage	4 kV
Overvoltage category	III
Pollution degree	2
Dielectric strength (control/load circuit) (AC, 1 min)	4 kVrms
Dielectric strength (open contact) (AC, 1 min)	1 kVrms
Insulation type (control/load circuit)	Reinforced insulation (safe isolation)
Insulation type (adjacent devices)	Reinforced insulation (safe isolation)
Protection type	IP20; in connected state or when using 859-525 end plate

### Connection Data

Connection technology	CAGE CLAMP®
Solid conductor	0.08 ... 2.5 mm <sup>2</sup> / 28 ... 14 AWG
Fine-stranded conductor	0.08 ... 2.5 mm <sup>2</sup> / 28 ... 14 AWG
Fine-stranded conductor; with insulated ferrule	0.08 ... 1.5 mm <sup>2</sup> / 28 ... 16 AWG
Strip length	5 ... 6 mm / 0.2 ... 0.24 inches

### Physical data

Width	6 mm / 0.236 inches
Height	91 mm / 3.583 inches
Depth from upper-edge of DIN-rail	56 mm / 2.205 inches

### Mechanical data

Mounting type	DIN-35 rail
Mounting position	horizontal (standing/lying); vertical

### Material data

Note (material data)	<a href="#">Information on material specifications can be found here</a>
Color	gray
Insulation material (main housing)	Polyamide (PA66)
Material group	I
Flammability class per UL94	V0
Fire load	0.283 MJ
Weight	22.2 g

### Environmental requirements

Ambient temperature (operation at U <sub>N</sub> )	-40 ... +50 °C
Ambient temperature (storage)	-40 ... +70 °C
Processing temperature	-25 ... +50 °C
Temperature range of connection cable	≥ (T <sub>ambient</sub> + 20 K)
Relative humidity	5 ... 95 % (no condensation permissible)
Operating altitude (max.)	2000 m

### Standards and Specifications

Standards/specifications	EN 61010-2-201 EN 61810-1 EN 61373 UL 508 DNV
--------------------------	---

### Commercial data

Product Group	6 (INTERFACE ELECTRONIC)
PU (SPU)	10 pcs
Packaging type	Box
Country of origin	DE
GTIN	4055143603508
Customs tariff number	85364900990

### Product Classification

UNSPSC	39122334
eCl@ss 10.0	27-37-16-01
eCl@ss 9.0	27-37-16-01
ETIM 9.0	EC001437
ETIM 10.0	EC001437
ECCN	NO US CLASSIFICATION

### Environmental Product Compliance

CAS-No.	7439-92-1 79-94-7
REACH Candidate List Substance	2,2',6,6'-tetrabromo-4,4'-isopropylidenediphenol Lead
RoHS Compliance Status	Compliant, No Exemption
SCIP notification number (Austria)	977c2c06-526f-4c7b-83fa-8485092d00c9
SCIP notification number (Belgium)	dff79930-ef37-44d1-980c-8c211dc8d518
SCIP notification number (Bulgaria)	243df5ac-6401-4899-a022-cdc2b04a82ec
SCIP notification number (Czech Republic)	9ce21f6f-cfd0-4f13-8b00-7911648546c4
SCIP notification number (Denmark)	c1125115-bc0e-4184-86fe-ada8d5456b92
SCIP notification number (Finland)	89095907-89de-4b3d-a942-1dd40d453c3e
SCIP notification number (France)	e8537abc-0304-49b0-af00-95cbf5e1ef84
SCIP notification number (Germany)	a2eb455b-fbd4-4c7f-a79e-d50e22454e5b
SCIP notification number (Hungary)	a280833a-efff-4c35-abe3-5c6490ec1c45
SCIP notification number (Italy)	060e2070-edee-42d3-8c51-55a230cfd581
SCIP notification number (Netherlands)	02d95c01-c7b0-4db7-99f0-7d4b4d2e7a35
SCIP notification number (Poland)	ff14a64d-d04f-4510-bdff-dbc8a1aad376
SCIP notification number (Romania)	d3513b85-63ad-4472-8b28-2869e0e8f4e1
SCIP notification number (Sweden)	4f9ea951-778b-40af-a421-f5e94bf11e93

**Approvals / Certificates**

**General approvals**



Approval	Standard	Certificate Name
EAC GZO Almaty Standart	TP TC 004/2011	EAC CoC 03078
UL Underwriters Laboratories Inc. (ORDINARY LOCATIONS)	UL 508	E175199 Sec.4

**Declarations of conformity and manufacturer's declarations**

Approval	Standard	Certificate Name
EU-Declaration of Conformity WAGO GmbH & Co. KG	-	-
UK-Declaration of Conformity WAGO GmbH & Co. KG	-	-

**Approvals for marine applications**



Approval	Standard	Certificate Name
DNV DNV Germany GmbH	DNV-CG-0339, Aug. 2021	TAA00001D1

**Approvals for hazardous areas**



Approval	Standard	Certificate Name
CCC CNEX	CNCA-C23-01	2021312304000982 (Ex ec nC IIC T4 Gc)
UKEx WAGO GmbH & Co. KG	EN 60079-0	UKCA_WA-GO22UKEX007X_ec nC

**Downloads**

**Environmental Product Compliance**

Compliance Search
Environmental Product Compliance 859-314 <a href="#">↓</a>

**Documentation**

Bid Text			
859-314	19.02.2019	xml 4.92 KB	<a href="#">↓</a>
859-314	20.02.2019	docx 17.04 KB	<a href="#">↓</a>

Instruction Leaflet			
CCC Ex (Additional information)	26.04.2023	pdf 132.68 KB	<a href="#">↓</a>
Relay modules, Optocoupler modules	V 2.0.0 19.01.2022	pdf 2066.27 KB	<a href="#">↓</a>

**CAD/CAE-Data**

CAD data
2D/3D Models 859-314 <a href="#">↓</a>

CAE data
EPLAN Data Portal 859-314 <a href="#">↓</a>
WSCAD Universe 859-314 <a href="#">↓</a>
ZUKEN Portal 859-314 <a href="#">↓</a>

**1 Compatible Products**

**1.1 Optional Accessories**

**1.1.1 End plate**

**1.1.1.1 End plate**



**Item No.: 859-525**  
End and intermediate plate; 1 mm thick; gray

**1.1.1.2 Intermediate plate**



**Item No.: 859-525**  
End and intermediate plate; 1 mm thick; gray

**1.1.2 Ferrule**

**1.1.2.1 Ferrule**



**Item No.: 216-321**  
Ferrule; Sleeve for 0.25 mm<sup>2</sup> / AWG 24; insulated; electro-tin plated; yellow



**Item No.: 216-322**  
Ferrule; Sleeve for 0.34 mm<sup>2</sup> / 22 AWG; insulated; electro-tin plated; light turquoise



**Item No.: 216-221**  
Ferrule; Sleeve for 0.5 mm<sup>2</sup> / 20 AWG; insulated; electro-tin plated; white



**Item No.: 216-222**  
Ferrule; Sleeve for 0.75 mm<sup>2</sup> / 18 AWG; insulated; electro-tin plated; gray



**Item No.: 216-223**  
Ferrule; Sleeve for 1 mm<sup>2</sup> / AWG 18; insulated; electro-tin plated; red



**Item No.: 216-224**  
Ferrule; Sleeve for 1.5 mm<sup>2</sup> / AWG 16; insulated; electro-tin plated; black

**1.1.3 Jumper**

**1.1.3.1 Jumper**



**Item No.: 859-410/000-006**  
Jumper; for jumper slot; 10-way; insulated; blue



**Item No.: 859-410**  
Jumper; for jumper slot; 10-way; insulated; light gray



**Item No.: 859-410/000-005**  
Jumper; for jumper slot; 10-way; insulated; red



**Item No.: 859-410/000-029**  
Jumper; for jumper slot; 10-way; insulated; yellow



**Item No.: 859-402/000-006**  
Jumper; for jumper slot; 2-way; insulated; blue



**Item No.: 859-402**  
Jumper; for jumper slot; 2-way; insulated; light gray



**Item No.: 859-402/000-005**  
Jumper; for jumper slot; 2-way; insulated; red



**Item No.: 859-402/000-029**  
Jumper; for jumper slot; 2-way; insulated; yellow



**Item No.: 859-403/000-006**  
Jumper; for jumper slot; 3-way; insulated; blue



**Item No.: 859-403**  
Jumper; for jumper slot; 3-way; insulated; light gray



**Item No.: 859-403/000-005**  
Jumper; for jumper slot; 3-way; insulated; red



**Item No.: 859-403/000-029**  
Jumper; for jumper slot; 3-way; insulated; yellow



**Item No.: 859-404/000-006**  
Jumper; for jumper slot; 4-way; insulated; blue



**Item No.: 859-404**  
Jumper; for jumper slot; 4-way; insulated; light gray



**Item No.: 859-404/000-005**  
Jumper; for jumper slot; 4-way; insulated; red



**Item No.: 859-404/000-029**  
Jumper; for jumper slot; 4-way; insulated; yellow



**Item No.: 859-405/000-006**  
Jumper; for jumper slot; 5-way; insulated; blue



**Item No.: 859-405**  
Jumper; for jumper slot; 5-way; insulated; light gray



**Item No.: 859-405/000-005**  
Jumper; for jumper slot; 5-way; insulated; red



**Item No.: 859-405/000-029**  
Jumper; for jumper slot; 5-way; insulated; yellow

1.1.3.1 Jumper



**Item No.: 859-406/000-006**  
Jumper; for jumper slot; 6-way; insulated; blue



**Item No.: 859-406**  
Jumper; for jumper slot; 6-way; insulated; light gray



**Item No.: 859-406/000-005**  
Jumper; for jumper slot; 6-way; insulated; red



**Item No.: 859-406/000-029**  
Jumper; for jumper slot; 6-way; insulated; yellow



**Item No.: 859-407/000-006**  
Jumper; for jumper slot; 7-way; insulated; blue



**Item No.: 859-407**  
Jumper; for jumper slot; 7-way; insulated; light gray



**Item No.: 859-407/000-005**  
Jumper; for jumper slot; 7-way; insulated; red



**Item No.: 859-407/000-029**  
Jumper; for jumper slot; 7-way; insulated; yellow



**Item No.: 859-408/000-006**  
Jumper; for jumper slot; 8-way; insulated; blue



**Item No.: 859-408**  
Jumper; for jumper slot; 8-way; insulated; light gray



**Item No.: 859-408/000-005**  
Jumper; for jumper slot; 8-way; insulated; red



**Item No.: 859-408/000-029**  
Jumper; for jumper slot; 8-way; insulated; yellow



**Item No.: 859-409/000-006**  
Jumper; for jumper slot; 9-way; insulated; blue



**Item No.: 859-409**  
Jumper; for jumper slot; 9-way; insulated; light gray



**Item No.: 859-409/000-005**  
Jumper; for jumper slot; 9-way; insulated; red



**Item No.: 859-409/000-029**  
Jumper; for jumper slot; 9-way; insulated; yellow

1.1.4 Marking

1.1.4.1 Marker



**Item No.: 2009-145**  
Mini-WSB Inline; for Smart Printer; 1700 pieces on roll; stretchable 5 - 5.2 mm; plain; snap-on type; white



**Item No.: 248-502**  
Mini-WSB marking card; as card; MARKED; 1 ... 10 (10x); not stretchable; Horizontal marking; snap-on type; white



**Item No.: 248-503**  
Mini-WSB marking card; as card; MARKED; 11 ... 20 (10x); not stretchable; Horizontal marking; snap-on type; white



**Item No.: 248-504**  
Mini-WSB marking card; as card; MARKED; 21 ... 30 (10x); not stretchable; Horizontal marking; snap-on type; white



**Item No.: 248-506**  
Mini-WSB marking card; as card; MARKED; 41 ... 50 (10x); not stretchable; Horizontal marking; snap-on type; white



**Item No.: 248-501**  
Mini-WSB marking card; as card; not stretchable; plain; snap-on type; white

1.1.4.2 Marking device



**Item No.: 210-110**  
Fiber-tip pen

1.1.5 Test and measurement

1.1.5.1 Testing accessories



**Item No.: 859-500**  
WAGO Test pin; 1 mm Ø; 30 V AC / 60 V DC; CAT0; 1 A; 10 mm uninsulated; Test lead for soldering up to 0,5mm<sup>2</sup>

## 1.1.6 Tool

### 1.1.6.1 Operating tool




**Item No.: 210-720**

Operating tool; Blade: 3.5 x 0.5 mm; with a partially insulated shaft; multicoloured


## Installation Notes

### Conductor termination



Conductor termination

### Commoning



Easy commoning using adjacent jumpers

### Marking



Marking via Mini-WSB Quick Marking System