

|                          |   |
|--------------------------|---|
|                          | Production (NRND)   |
| Product Status           | Recommended Alternate Part No. : <a href="#">VLS3015CX-470M-1</a> (Interchangeability is not guaranteed.) |
| Applications             | Commercial Grade  |
| Feature                  | Wire WoundWire Wound<br>ShieldMagnetic Shield<br>Ferrite CoreFerrite Core                                 |
| Series   Type            | VLS-E   |
| Brand                    | TDK   |
| Environmental Compliance | <div><div>RoHS</div><div>REACH</div><div>Halogen Free</div><div>Lead Free</div></div>                     |



| Size                         |                |
|------------------------------|----------------|
| Length(L)                    | 3.00mm ±0.10mm |
| Width(W)                     | 3.00mm ±0.10mm |
| Thickness   Height           | 1.50mm Max.    |
| Recommended Land Pattern (A) | 1.00mm Nom.    |
| Recommended Land Pattern (B) | 1.00mm Nom.    |
| Recommended Land Pattern (C) | 3.00mm Nom.    |

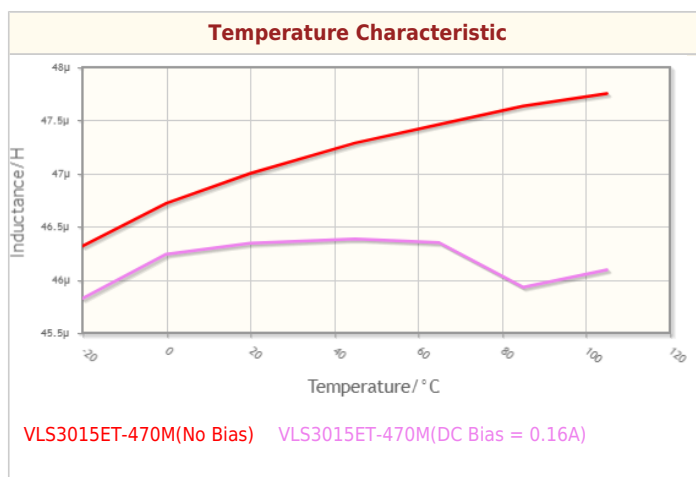
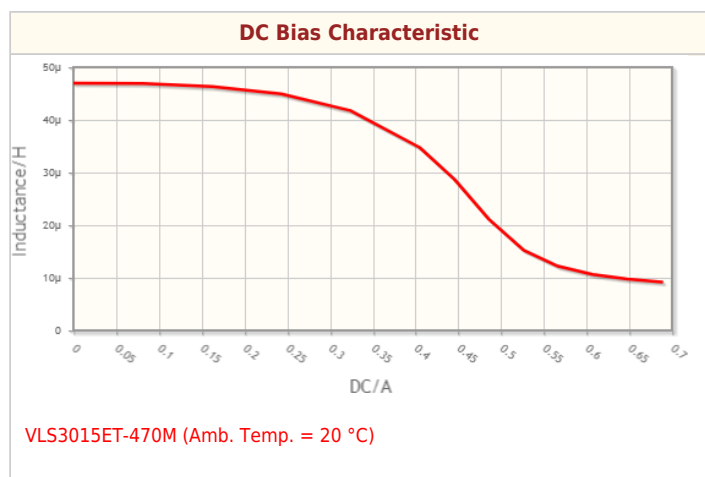
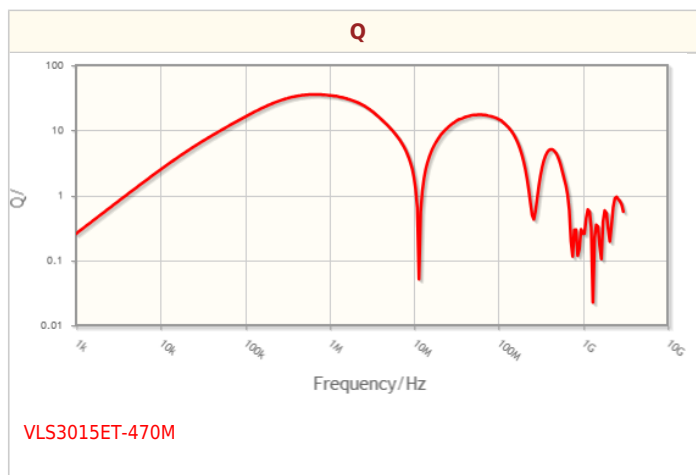
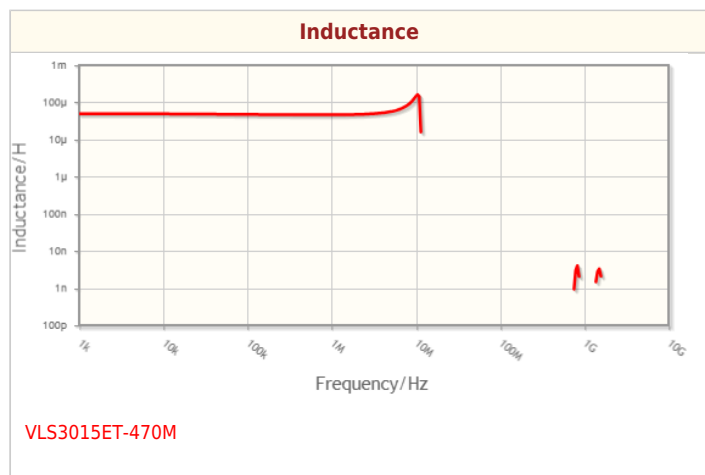
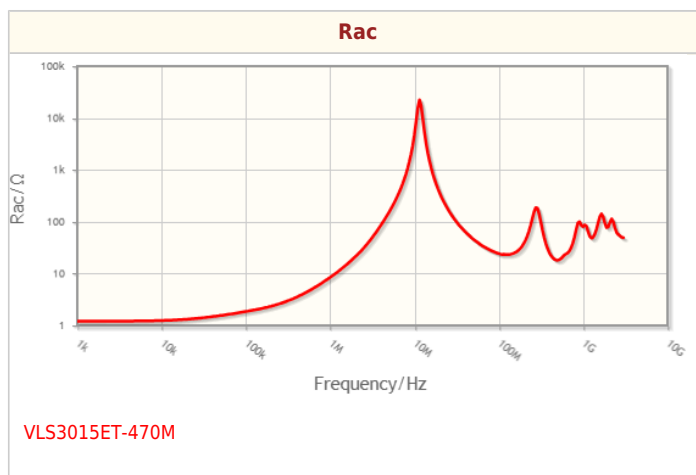
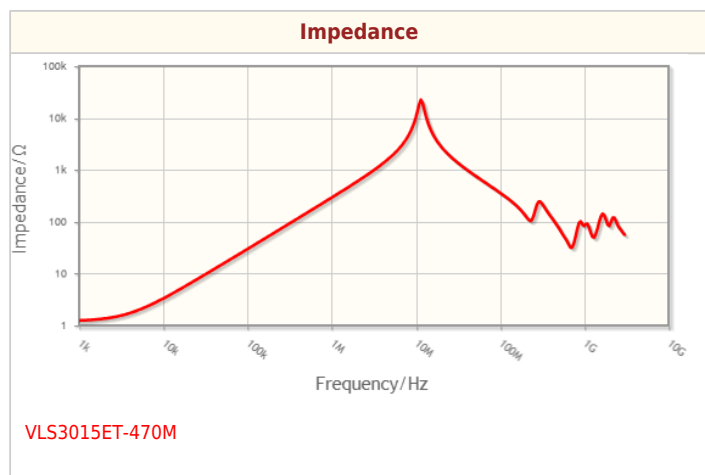
| Electrical Characteristics              |                   |
|---|-------------------|
| Inductance                              | 47μH ±20% at 1MHz |
| Rated Current (L Change) [Typ.]         | 350mA (30% Down)  |
| Rated Current (L Change) [Max.]         | 320mA (30% Down)  |
| Rated Current (Temperature Rise) [Typ.] | 410mA (40°C Rise) |
| Rated Current (Temperature Rise) [Max.] |                   |
| DC Resistance [Typ.]                    | 1.25Ω             |
| DC Resistance [Max.]                    | 1.5Ω              |
| Rated Voltage [Max.]                    |                   |
| Self Resonant Frequency [Min.]          |                   |
| Self Resonant Frequency [Typ.]          |                   |
| Q [Min.]                                |                   |
| Q [Typ.]                                |                   |

| Other                 |  |
|-----------------------|--|
| Operating Temp. Range | -40 to 105°C (Including Self-Temp. Rise) |
| Soldering Method      | Reflow                                   |
| AEC-Q200              | NO                                       |
| Packing               | Embossed (Plastic)Taping [180mm Reel]    |

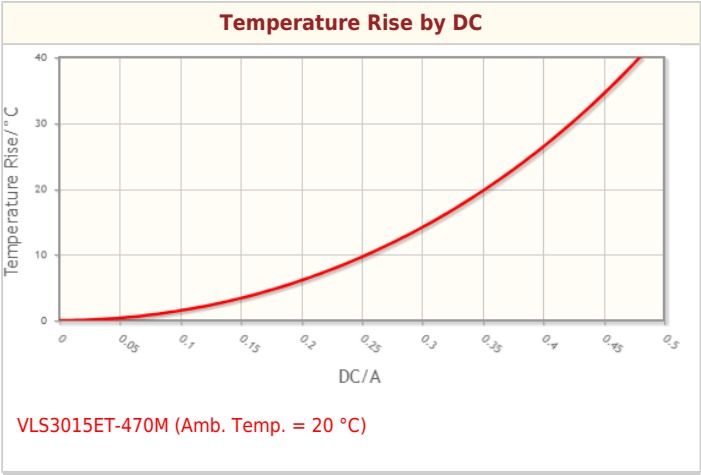
! Images are for reference only and show exemplary products.  
! This PDF document was created based on the data listed on the TDK Corporation website.  
! All specifications are subject to change without notice.

|                  |         |
|------------------|---------|
| Package Quantity | 2000pcs |
| Weight           | 0.052g  |

## Characteristic Graphs(This is reference data, and does not guarantee the products characteristics.)



Characteristic Graphs(This is reference data, and does not guarantee the products characteristics.)



## Associated Images

