

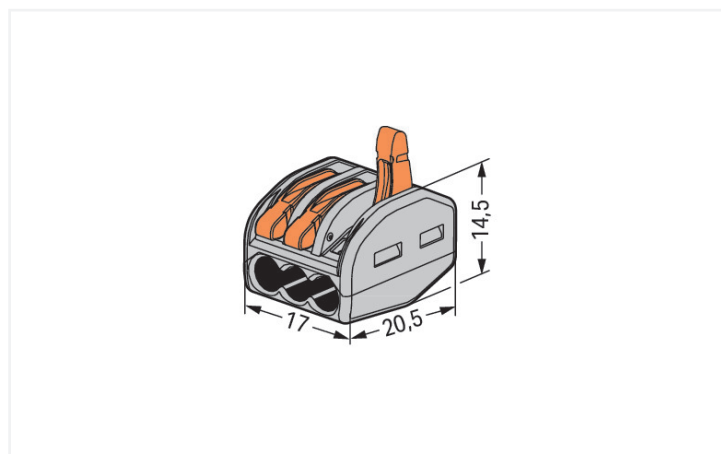
Data Sheet | Item Number: 222-413

Splicing connector with levers; for all conductor types; max. 4 mm²; 3-conductor; gray housing; Surrounding air temperature: max 40°C; 2,50 mm²; gray

<https://www.wago.com/222-413>



Color: ■ gray



Dimensions in mm

Splicing connector with levers, 222 Series, lever

Splicing connector with levers (item number 222-413) simplifies electrical installations. From wiring intercom systems to installing electrical ovens, connecting different conductor types is quick and hassle-free with WAGO's compact 222 Series splicing connector, which allows you to quickly and safely connect different types of conductors. Ensure that the strip lengths are between 9 and 10 mm when connecting conductors to splicing connector with

levers. This splicing connector has a rated voltage of 400 V and can handle currents up to 32 A, making it suitable for high-load applications. This product features conductor terminals and utilizes CAGE CLAMP®. Our proven universal connection known as CAGE CLAMP® is the industry standard for connection technology and electrical interconnections. The dimensions are (17 x 14.5 x 20.5) mm (width x height x depth). Splicing connector with levers is suitable for conductor cross sections ranging from 0.08 mm² to 2.5 mm².

WAGO's 221 Series Splicing Connector with levers impresses with its innovative design for different conductor cross-sections. That's why WAGO's lever-equipped splicing connector holds a unique trademark within electrical interconnection technology. The flat levers, which fit seamlessly into the 221's base, act like a cast when closed and can be positioned neatly in any housing without disturbing edges. Due to the wide design of each lever, they can all be operated perfectly without tools for convenient conductor terminations. The transparent housing displays robust technology and enables immediate visual inspection for the correct contact of solid, stranded and fine-stranded conductors. Resembling piano keys, the levers' design perfectly combines the functional and aesthetic connection technology "Made by WAGO."

Notes	
General safety information	<p>NOTICE: Observe installation and safety instructions!</p> <ul style="list-style-type: none"> • Only to be used by electricians! • Do not work under voltage/load! • Use only for proper use! • Observe national regulations/standards/guidelines! • Observe technical specifications for the products! • Observe the number of permissible potentials! • Do not use damaged/dirty components! • Observe conductor types, cross-sections and strip lengths! • Insert conductor until it hits the product's backstop! • Use original accessories! <p>To be sold only with installation instructions!</p>
Safety Information	in grounded power lines

Electrical data				General information	
Ratings per	EN 60664			Wiring direction	Side-entry wiring
Overvoltage category	III	III	II		
Pollution degree	3	2	2		
Nominal voltage	-	-	400 V		
Rated impulse withstand voltage	-	-	4 kV		
Rated current	-	-	32 A		

Connection Data		Connection 1	
Clamping units	3	Connection technology	CAGE CLAMP®
Total number of potentials	1	Actuation type	Lever
		Note (actuation)	Do not leave the 222 Series levers in the open position for extended periods. High spring forces may impair the ability to connect conductors at the maximum cross-section.
		Connectable conductor materials	Copper Aluminum
		Solid conductor	0.08 ... 2.5 mm ² / 28 ... 12 AWG
		Stranded conductor	0.08 ... 2.5 mm ² / 28 ... 12 AWG
		Fine-stranded conductor	0.08 ... 4 mm ² / 28 ... 12 AWG
		Strip length	9 ... 10 mm / 0.35 ... 0.39 inches
		Wiring direction	Side-entry wiring

Physical data

Width	17 mm / 0.669 inches
Height	14.5 mm / 0.571 inches
Depth	20.5 mm / 0.807 inches

Material data

Note (material data)	Information on material specifications can be found here
Color	gray
Flammability class per UL94	V0
Fire load	0.075 MJ
Actuator color	orange
Weight	4.3 g

Environmental requirements

Ambient temperature (operation)	+40 °C
Continuous operating temperature	85 °C

Commercial data

Product Group	7 (Push Wire Conn.)
PU (SPU)	500 (50) pcs
Packaging type	Box
Country of origin	DE
GTIN	4017332955676
Customs tariff number	85369010000

Product Classification

UNSPSC	39121409
eCl@ss 10.0	27-14-11-04
eCl@ss 9.0	27-14-11-04
ETIM 9.0	EC000446
ETIM 10.0	EC000446
ECCN	NO US CLASSIFICATION

Environmental Product Compliance

RoHS Compliance Status	Compliant, No Exemption
------------------------	-------------------------

Approvals / Certificates

General approvals



Approval	Standard	Certificate Name
ENEC 15 UL International Demko A/ S	EN 60998	ENEC-01360
UL UL International Germany GmbH	UL 486C	E69654
UL Underwriters Laboratories Inc.	UL 467	E201573

Declarations of conformity and manufacturer's declarations

Approval	Standard	Certificate Name
EU-Declaration of Confor- mity WAGO GmbH & Co. KG	-	-
UK-Declaration of Confor- mity WAGO GmbH & Co. KG	-	-

Approvals for marine applications



Approval	Standard	Certificate Name
ABS American Bureau of Ship- ping	-	23-2417173-PDA
LR Lloyds Register	EN 60998	LR2446364TA
PRS Polski Rejestr Statków	EN 60998	TE/1093/880590/23

Downloads

Environmental Product Compliance

Compliance Search
Environmental Product Compliance 222-413

Documentation

Bid Text			
222-413	19.02.2019	xml 3.37 KB	
222-413	23.01.2019	docx 15.39 KB	

CAD/CAE-Data

CAD data
2D/3D Models 222-413

CAE data
EPLAN Data Portal 222-413
WSCAD Universe 222-413
ZUKEN Portal 222-413

1 Compatible Products

1.1 Optional Accessories

1.1.1 Mounting adapter

1.1.1.1 Mounting accessories




Item No.: 222-500


Mounting carrier; 222 Series; for DIN-35 rail mounting/screw mounting; orange

Installation Notes


Conductor termination



Strip conductor to 9 ... 10 mm (0.35 ... 0.39 inch).



Termination: Lift the lever to open the clamping unit and insert a stripped conductor.




Then, lower the lever to close the clamp.

Testing



Testing via Profi-LED+ voltage tester (206-806).


Application




Wiring fine-stranded conductors in junction boxes.



Custom low-voltage lighting system



Connecting pre-wired and pre-fabricated components (e.g., in mobile homes).



Lighting fixture connection with fine-stranded wires and power feed



Compact, lever-operated splicing connectors:

They connect up to five stripped, fine-stranded conductors from 0.08 to 4 mm² (28 ... 12 AWG), as well as solid or stranded conductors from up to 2.5 mm² (12 AWG) – without tools!

How they work:

Pull up one of the orange operating levers to open the clamping unit so that the lever engages and keeps the clamp in its opened position. Then insert the conductor and push the lever back down, flush with the connector housing.

Safety:

The lever's specially designed rest position reliably prevents accidental unclamping of a connected conductor. Application safety, for any type of conductor (solid, stranded, fine-stranded), is confirmed by approvals like ENEC or UL.

ENEC is the European mark for electrical products that demonstrates compliance with European safety standards. The ENEC mark is subjected to the same EN standards as the VDE mark.

While the VDE mark is only permitted in Germany, the ENEC mark is accepted in more than 20 European countries.