# Data Sheet | Item Number: 261-356

Space-saving, 4-conductor end terminal block; without push-buttons; without protruding snap-in mounting foot; 1-pole; for terminal strips with snap-in mounting feet; 2.5 mm²; CAGE CLAMP®; 2,50 mm²; orange

https://www.wago.com/261-356



Color: orange

Similar to illustration

Through terminal block, 261 Series, CAGE CLAMP®

Our through terminal block (item number 261-356) makes connections quick and easy. Ensure that the strip lengths are between 8 and 9 mm when connecting conductors to this through terminal block. Our mini rail-mount terminal blocks are perfect for working in small spaces thanks to their compact design. With various mounting and actuation options, they offer complete flexibility. This product incorporates conductor terminals and utilizes CAGE CLAMP®. Our CAGE CLAMP® connection offers a reliable and maintenance-free way to connect all types of conductors. You do not need to prepare the conductor in any way, such as crimping ferrules. The item's dimensions are (10 x 28 x 17) mm (width x height x depth). This through terminal block is suitable for conductor cross sections ranging from 0.08 mm² to 2.5 mm².

This mini rail-mount terminal block is operated with an operating tool.

## Electrical data

| Ratings per IEC/EN | |
|---|---|
| Nominal voltage (III/3) | 500 V |
| Rated impulse withstand voltage (III / 3) | 6 kV |
| Rated current | 24 A |
| Legend (ratings) | (III / 3) ≙ Overvoltage category III / Pollution degree 3 |

| Approvals per | UL 1059 | | |
|---|---|---|---|
| Use group | B | C | D |
| Rated voltage | 300 V | 300 V | 600 V |
| Rated current | 15 A | 15 A | 5 A |

| Approvals per | CSA 22.2 No 158 | | |
|---|---|---|---|
| Use group | B | C | D |
| Rated voltage | - | 300 V | 600 V |
| Rated current | - | 10 A | 5 A |

| General information | |
|---|---|
| Wiring direction | Side-entry wiring |



Downloaded from Arrow.com.

## Connection Data

| | |
|---|---|
| Clamping units | 4 |
| Total number of potentials | 1 |
| Number of levels | 1 |

### Connection 1

| | |
|---|---|
| Connection technology | CAGE CLAMP® |
| Actuation type | Operating tool |
| Connectable conductor materials | Copper |
| Solid conductor | 0.08 … 2.5 mm² / 28 … 14 AWG |
| Fine-stranded conductor | 0.08 … 2.5 mm² / 28 … 14 AWG |
| Strip length | 8 … 9 mm / 0.31 … 0.35 inches |
| Pole number | 1 |
| Wiring direction | Side-entry wiring |

## Physical data

| | |
|---|---|
| Width | 10 mm / 0.394 inches |
| Height | 28 mm / 1.102 inches |
| Height from the surface | 18.1 mm / 0.713 inches |
| Depth | 17 mm / 0.669 inches |

## Mechanical data

| | |
|---|---|
| Design | horizontal type |
| Mounting type | Snap-in foot |
| Marking level | Side marking |

## Material data

| | |
|---|---|
| Note (material data) | Information on material specifications can be found here |
| Color | orange |
| Material group | I |
| Insulation material (main housing) | Polyamide (PA66) |
| Flammability class per UL94 | V0 |
| Fire load | 0.046 MJ |
| Halogen-free | Yes |
| Weight | 3.6 g |

## Environmental requirements

| | |
|---|---|
| Processing temperature | -35 … +85 °C |
| Continuous operating temperature | -60 … +105 °C |

## Commercial data

| | |
|---|---|
| Product Group | 9 (Std Chassis Mt Blocks) |
| PU (SPU) | 200 (50) pcs |
| Packaging type | Box |
| Country of origin | CH |
| GTIN | 4044918613941 |
| Customs tariff number | 85369010000 |


Downloaded from Arrow.com.

## Product Classification

| | |
|---|---|
| UNSPSC | 39121409 |
| eCl@ss 10.0 | 27-14-11-06 |
| eCl@ss 9.0 | 27-14-11-06 |
| ETIM 9.0 | EC001284 |
| ETIM 10.0 | EC001284 |
| ECCN | NO US CLASSIFICATION |

## Environmental Product Compliance

| | |
|---|---|
| RoHS Compliance Status | Compliant,No Exemption |

## Approvals / Certificates

### General approvals

| Approval | Standard | Certificate Name |
|---|---|---|
| CCA<br>DEKRA Certification B.V. | EN 60998 | NTR-NL 6509 |
| KEMA/KEUR<br>DEKRA Certification B.V. | EN 60998 | 2110272.02 |
| UR<br>Underwriters Laboratories Inc. | UL 1059 | E45172 |

### Approvals for marine applications

| Approval | Standard | Certificate Name |
|---|---|---|
| ABS<br>American Bureau of Shipping | - | 24-0095979-PDA |
| BV<br>Bureau Veritas S.A. | EN 60947 | 07436/G0 BV |
| DNV GL<br>Det Norske Veritas, Germanischer Lloyd | - | TAE00001V2 |
| LR<br>Lloyds Register | IEC 60998 | LR22173030TA |
| PRS<br>Polski Rejestr Statków | - | TE/1094/880590/23 |

### Declarations of conformity and manufacturer's declarations

| Approval | Standard | Certificate Name |
|---|---|---|
| EU-Declaration of Conformity<br>WAGO GmbH & Co. KG | - | - |
| UK-Declaration of Conformity<br>WAGO GmbH & Co. KG | - | - |


Downloaded from Arrow.com.

## Downloads

### Environmental Product Compliance

**Compliance Search**

Environmental Product Compliance 261-356

### Documentation

**Bid Text**

| | | | |
|---|---|---|---|
| 261-356 | 19.02.2019 | xml 3.14 KB | |
| 261-356 | 22.06.2017 | doc 25.00 KB | |

### CAD/CAE-Data

**CAD data**

2D/3D Models 261-356

**CAE data**

EPLAN Data Portal 261-356

WSCAD Universe 261-356

ZUKEN Portal 261-356

## 1 Compatible Products

### 1.1 Required Accessories

#### 1.1.1 End plate

##### 1.1.1.1 End plate

Item No.: 261-371
End plate; with snap-in mounting foot; gray

### 1.2 Optional Accessories

#### 1.2.1 Ferrule

##### 1.2.1.1 Ferrule

Item No.: 216-301
Ferrule; Sleeve for 0.25 mm² / AWG 24; insulated; electro-tin plated; yellow



Item No.: 216-131
Ferrule; Sleeve for 0.25 mm² / AWG 24; uninsulated; electro-tin plated; silver-colored



Item No.: 216-302
Ferrule; Sleeve for 0.34 mm² / 22 AWG; insulated; electro-tin plated; light turquoise



Item No.: 216-201
Ferrule; Sleeve for 0.5 mm² / 20 AWG; insulated; electro-tin plated; electrolytic copper; acc. to DIN 46228, Part 4/09.90; white

Item No.: 216-101
Ferrule; Sleeve for 0.5 mm² / AWG 22; uninsulated; electro-tin plated; silver-colored



Item No.: 216-202
Ferrule; Sleeve for 0.75 mm² / 18 AWG; insulated; electro-tin plated; gray

Item No.: 216-102
Ferrule; Sleeve for 0.75 mm² / 18 AWG; uninsulated; electro-tin plated; silver-colored



Item No.: 216-203
Ferrule; Sleeve for 1 mm² / AWG 18; insulated; electro-tin plated; red


Continued on next page
Downloaded from Arrow.com.

### 1.2.1.1 Ferrule

Item No.: 216-103
Ferrule; Sleeve for 1 mm² / AWG 18; uninsulated; electro-tin plated

Item No.: 216-204
Ferrule; Sleeve for 1.5 mm² / AWG 16; insulated; electro-tin plated; black

Item No.: 216-104
Ferrule; Sleeve for 1.5 mm² / AWG 16; uninsulated; electro-tin plated; silver-colored

Item No.: 216-205
Ferrule; Sleeve for 2.08 mm² / AWG 14; insulated; electro-tin plated; yellow

Item No.: 216-206
Ferrule; Sleeve for 2.5 mm² / AWG 14; insulated; electro-tin plated; blue

## 1.2.2 Installation

### 1.2.2.1 Mounting accessories



Item No.: 209-137
Mounting adapter; can be used as end stop; 6.5 mm wide; gray

## 1.2.3 Jumper

### 1.2.3.1 Jumper

Item No.: 261-402
Jumper; for conductor entry; 2-way; insulated; gray

## 1.2.4 Marking

### 1.2.4.1 Marking strip

Item No.: 210-833
Marking strips; 25 m on roll; 6 mm wide; plain; Self-adhesive; white

## 1.2.5 Test and measurement

### 1.2.5.1 Testing accessories

Item No.: 261-405
Test plug module; with locking latches; modular; for 4-conductor terminal blocks; for 261 Series; gray

Item No.: 249-139
Test plug module; without locking device; modular; for 4-conductor terminal blocks; gray


Downloaded from Arrow.com.

### 1.2.6 Tool

#### 1.2.6.1 Operating tool

Item No.: 210-658
Operating tool; Blade: 3.5 x 0.5 mm; with a partially insulated shaft; angled; short; multi-coloured

Item No.: 210-720
Operating tool; Blade: 3.5 x 0.5 mm; with a partially insulated shaft; multicoloured

Item No.: 210-657
Operating tool; Blade: 3.5 x 0.5 mm; with a partially insulated shaft; short; multicoloured

## Installation Notes

### Installation



Assembling modular terminal blocks into terminal strips.



Mounting an end plate.

### Conductor termination



**CAGE CLAMP® connection**
Inserting a conductor.
With ferruled conductors, it is necessary to use a terminal block one size larger than the conductor's nominal cross-section.

### Commoning



Commoning with comb-style jumper bar.



Testing via test plug modules snapped onto a terminal strip – wired or unwired. As touch contact is made with the CAGE CLAMP® (spring steel) unit, this testing type is limited to maximum 0.5 A.

Distance between locking devices must be approximately 35 ... 40 mm!



Testing after the conductors have been terminated.


Downloaded from Arrow.com.

## Marking

Marking with self-adhesive marking strips.

Marking by direct printing (upon request).


Downloaded from Arrow.com.