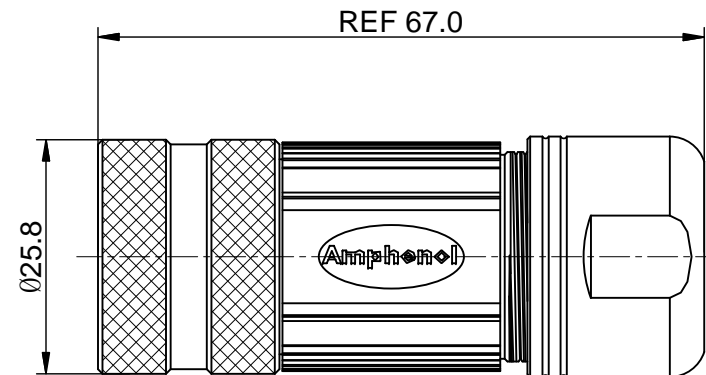
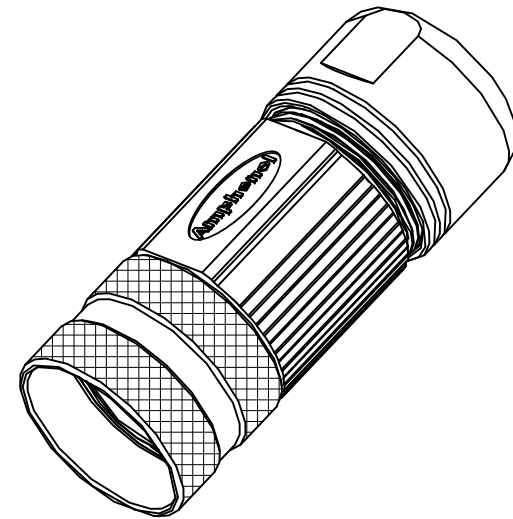
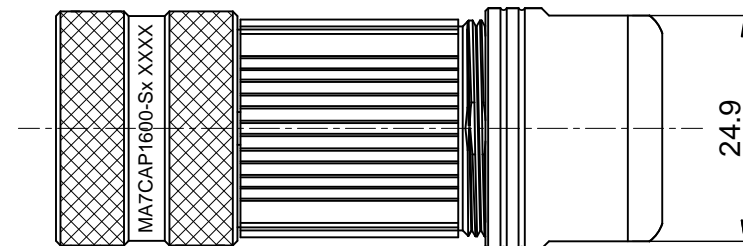
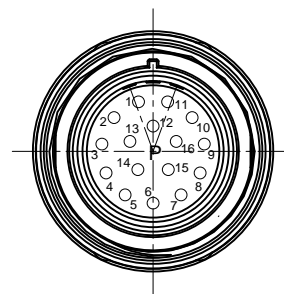


REVISIONS					
REV	ECO	DESCRIPTION	DATE	BY	APPR
A1	-	FIRST RELEASE	Feb.25,2016	Drack	Tommy



P type, Normal Key  
(P型, 0转位角)



NOTES: UNLESS OTHERWISE SPECIFIED

- MATERIAL:  
INSULATION INSERT: PA66,UL94 V0  
SEAL: VITON, EPDM  
HOUSING BODY: ZINC DIE CAST, NICKEL PLATED  
COUPLING NUT: COPPER ALLOY, NICKEL PLATED
- SPECIFICATIONS:  
2.1 CURRENT RATING: 9 AMPS  
2.2 VOLTAGE RATING: 125 V AC/DC  
2.3 OPERATING TEMPERATURE: -20°C TO +130°C  
2.4 DIELECTRIC WITHSTANDING VOLTAGE: LESS THAN 2 MILLIAMPS CURRENT LEAKAGE @ 2500 VOLTS AC.  
2.5 DEGREE OF PROTECTION: IP67 ( MATED CONDITION )  
2.6 DEGREE OF POLLUTION: 3 PER UL840  
2.7 OVERVOLTAGE CATEGORY: III PER UL840  
2.8 MATING CYCLE DURABILITY: >500 CYCLES  
2.9 RoHS COMPLIANT
- ALL DIMENSIONS ARE FOR REFERENCE USE ONLY.

Item	Part number	Cable OD Range
1	MA7CAP1600-S1	4.5~7.5 mm
2	MA7CAP1600-S2	7.5~11.0 mm
3	MA7CAP1600-S3	11.0~15.0 mm

QUANTITY	SEE PART NUMBER CHART PART NUMBER	DESCRIPTION	ITEM								
<b>MATERIALS LIST</b>											
UNLESS OTHERWISE SPECIFIED 1) All dimensions are in metric(mm). 2) Tolerances are as follows: 1 PL DEC ±0.30 2 PL DEC ±0.15 3 PL DEC ±0.08 3) Note reference =		SIGNATURES DRAWN: Drack CHECKED: ENGINEER: APPROVAL:	DATE Feb.20,2016								
MATERIAL SPECIFICATIONS:		<div style="text-align: center;"> <h1>Amphenol</h1> <p>Sine Systems - www.amphenol-sine.com 44724 Morley Drive Clinton Township, MI 48036</p> </div>									
PROCESS SPECIFICATIONS:											
NEXT ASSY:		CUSTOMER:	THIS DRAWING IS SUPPLIED FOR INFORMATION ONLY. DESIGN FEATURES, SPECIFICATIONS AND PERFORMANCE DATA SHOWN HEREON ARE THE PROPERTY OF THE AMPHENOL CORPORATION. NO RIGHTS OF REPRODUCTION ARE IMPLIED. ALL DIMENSIONS ARE SUBJECT TO NORMAL MANUFACTURING VARIATIONS.								
		<table border="1"> <tr> <td>SIZE</td> <td>TYPE</td> <td>DWG NO.</td> <td>REVISION</td> </tr> <tr> <td>B</td> <td>C-</td> <td>MA7CAP1600-Sx</td> <td>A1</td> </tr> </table>	SIZE	TYPE	DWG NO.	REVISION	B	C-	MA7CAP1600-Sx	A1	
SIZE	TYPE	DWG NO.	REVISION								
B	C-	MA7CAP1600-Sx	A1								
		SCALE: NONE	SHEET 1 OF 1								

TITLE: M23A,PLUG,STR,16P,P TYPE  
DWG NO.: MA7CAP1600-Sx  
REV: A1  
SH: 1  
OF: 1