

FEATURES

- 0603 AND 0805 CASE SIZES
- HIGH DC CURRENT AND LOW DC RESISTANCE
- REFLOW SOLDERING APPLICABLE
- PACKAGE FOR AUTOMATIC PICK-PLACE



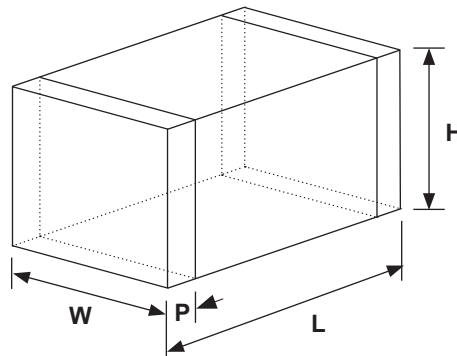
SPECIFICATIONS

Specifications	Case Size	
	0603	0805
Inductance Range	0.1 μ H ~ 10 μ H	0.1 μ H ~ 10 μ H
Inductance Tolerance	\pm 20% (M), \pm 30% (N)	
Operating Temperature Range	-40°C ~ +85°C	
Self Resonant Frequency, DC Resistance, Rated DC Current and Inductance Tolerance	See Standard Values and Specifications Table	

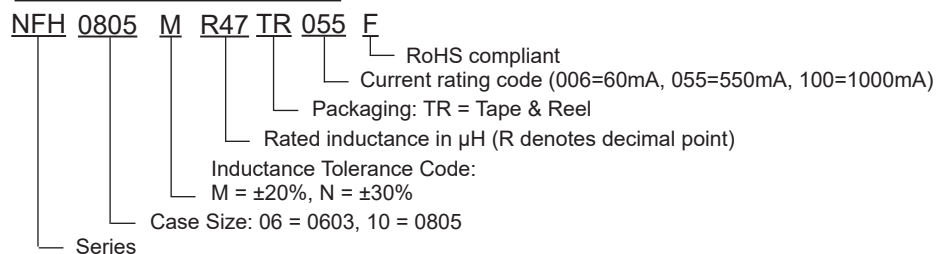
Note: Extended values, tolerances, and enhanced versions are available please contact NIC for more details.

DIMENSIONS (mm)

Case Size	L	W	H	P
NFH0603	1.6 \pm 0.15	0.8 \pm 0.15	0.8 \pm 0.15	0.3 \pm 0.2
NFH0805	2.0 +0.3/-0.1	1.25 \pm 0.2	0.85 \pm 0.2	0.5 \pm 0.3
			1.25 \pm 0.2	



PART NUMBER SYSTEM



NFH0603 SERIES

0603 CASE SIZE

Part Number	Inductance (μH)	Tolerance	Test Frequency (MHz)	SRF min. (MHz)	DCR (Ω)	DC Current (mA)
NFH0603_R10TR070F	0.1	$\pm 20\%$ (M), $\pm 30\%$ (N)	1	240	$0.14 \pm 30\%$	700
NFH0603_R22TR055F	0.22	$\pm 20\%$ (M), $\pm 30\%$ (N)	1	150	$0.27 \pm 30\%$	550
NFH0603_R47TR040F	0.47	$\pm 20\%$ (M), $\pm 30\%$ (N)	1	105	$0.42 \pm 30\%$	400
NFH0603_1R0TR019F	1.0	$\pm 20\%$ (M), $\pm 30\%$ (N)	1	75	$0.20 \pm 30\%$	190
NFH0603_2R2TR014F	2.2	$\pm 20\%$ (M), $\pm 30\%$ (N)	1	50	$0.40 \pm 30\%$	140
NFH0603_4R7TR010F	4.7	$\pm 20\%$ (M), $\pm 30\%$ (N)	1	35	$0.60 \pm 30\%$	100
NFH0603_100TR005F	10	$\pm 20\%$ (M), $\pm 30\%$ (N)	1	20	$0.90 \pm 30\%$	50

Note: Extended values, tolerances, and enhanced versions are available please contact NIC for more details.

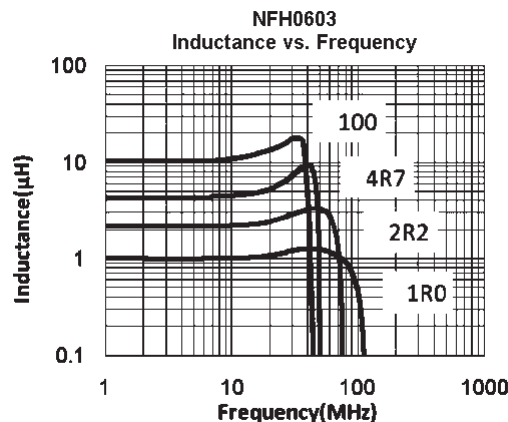
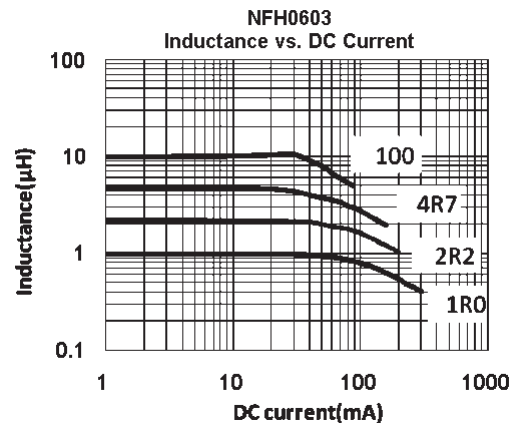
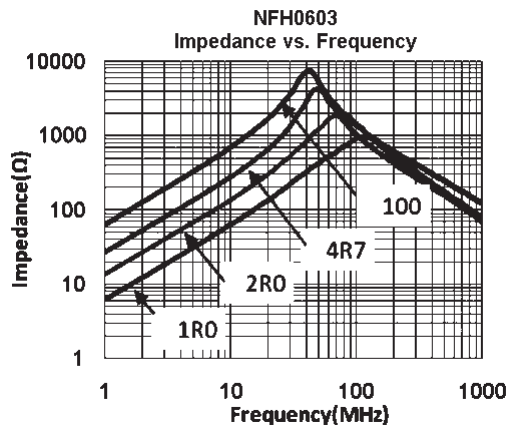
NFH0805 SERIES

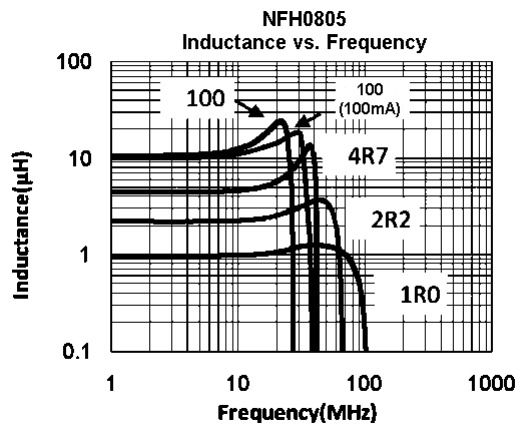
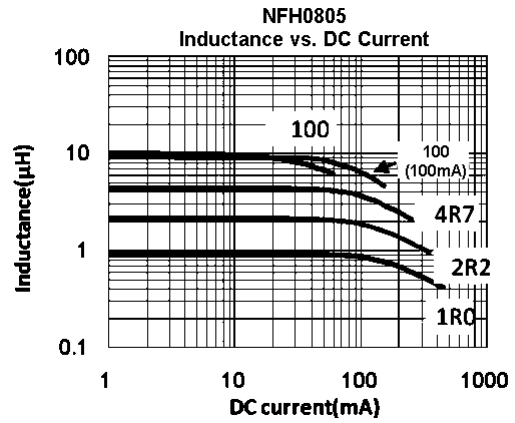
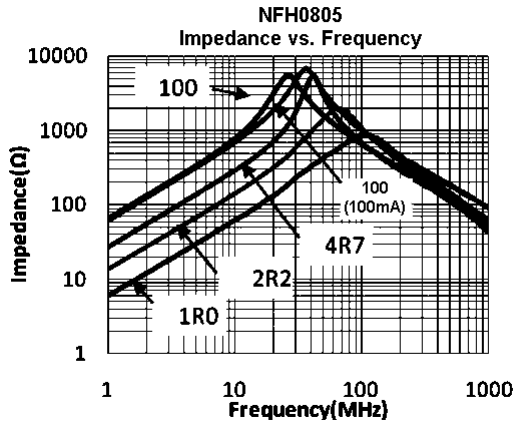
0805 CASE SIZE

Part Number	Inductance (μH)	Tolerance	Test Frequency (MHz)	SRF min. (MHz)	DCR (Ω)	DC Current (mA)
NFH0805_R10TR100F	0.1	$\pm 20\%$ (M), $\pm 30\%$ (N)	1	235	$0.07 \pm 30\%$	1000
NFH0805_R22TR080F	0.22	$\pm 20\%$ (M), $\pm 30\%$ (N)	1	170	$0.13 \pm 30\%$	800
NFH0805_R47TR055F	0.47	$\pm 20\%$ (M), $\pm 30\%$ (N)	1	125	$0.18 \pm 30\%$	550
NFH0805_1R0TR030F	1.0	$\pm 20\%$ (M), $\pm 30\%$ (N)	1	75	$0.20 \pm 30\%$	300
NFH0805_2R2TR022F	2.2	$\pm 20\%$ (M), $\pm 30\%$ (N)	1	50	$0.28 \pm 30\%$	220
NFH0805_4R7TR018F	4.7	$\pm 20\%$ (M), $\pm 30\%$ (N)	1	25	$0.30 \pm 30\%$	180
NFH0805_100TR006F*	10	$\pm 20\%$ (M), $\pm 30\%$ (N)	1	15	$0.50 \pm 30\%$	60
NFH0805_100TR010F*	10	$\pm 20\%$ (M), $\pm 30\%$ (N)	1	20	$0.50 \pm 30\%$	100

Note: Extended values, tolerances, and enhanced versions are available please contact NIC for more details.

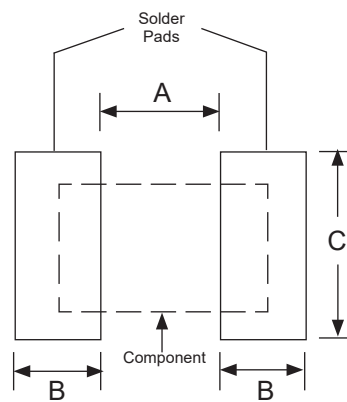
*Thickness dimension for these part number is $1.25\text{mm} \pm 0.2\text{mm}$



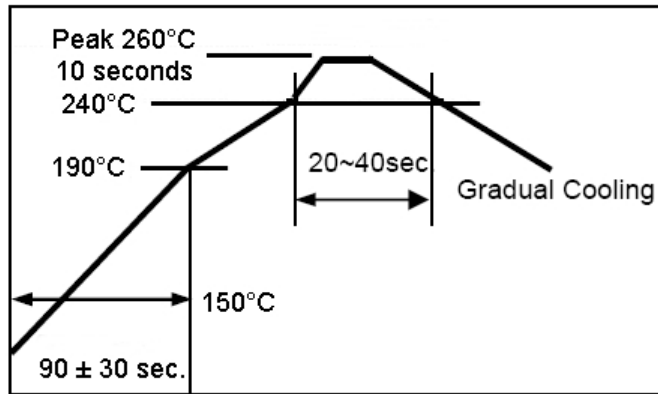


LAND PATTERN DIMENSIONS

Series	A	B	C
NFH0603	0.6 ~ 0.8	0.6 ~ 0.8	0.6 ~ 0.8
NFH0805	0.8 ~ 1.2	0.8 ~ 1.2	0.9 ~ 1.6



REFLOW SOLDERING PROFILE



TAPE AND REEL DIMENSIONS (mm)

TYPE	A	B	Reel Qty
NFH0603	1.00	1.80	4,000
NFH0805 (0.85mm thickness)	1.50	2.30	4,000
NFH0805 (1.25mm thickness)	1.50	2.30	3,000

TAPE AND REEL PACKAGING (mm)

