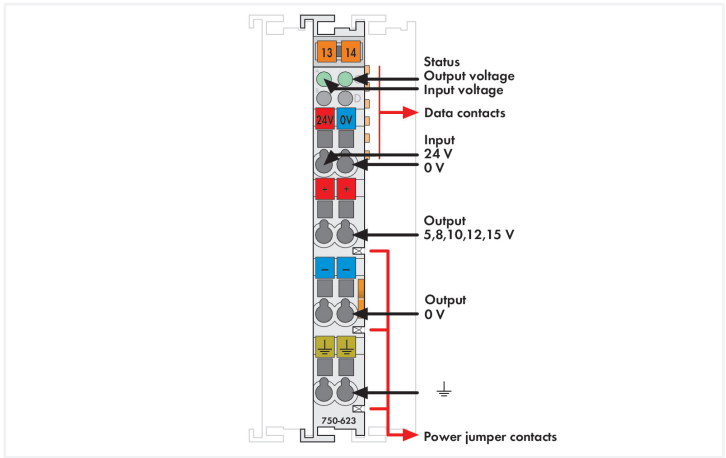
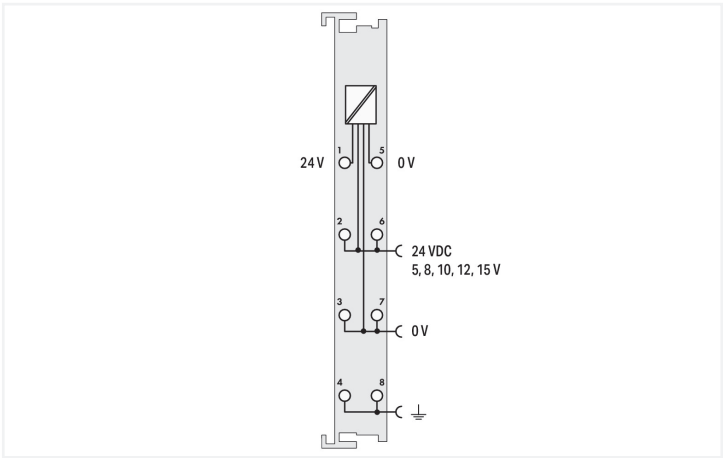
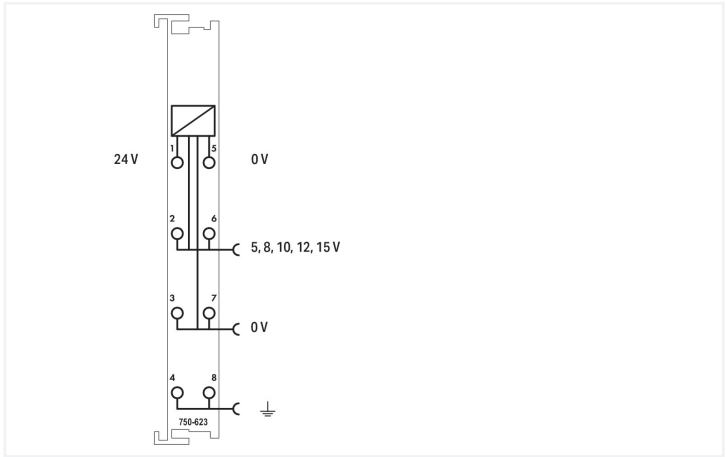


Color: ■ light gray



The 750-623 Supply Module generates 5, 8, 10, 12 and 15 VDC output voltages from the 24 VDC input voltage. The output voltage is selected by a DIP switch located on the side of the module. The output voltage is derived from the CAGE CLAMP® connections. The downstream modules are also supplied with this voltage via the power jumper contacts. Status LEDs indicate the module's operating state. The input voltage and the output voltage are not electrically isolated.

Technical data	
Signal type	Voltage
Signal type (voltage)	24 VDC
Output current	0.5 A (1 A at 5 V)
Output voltage	5, 8, 10, 12, 15 VDC
Supply voltage (system)	5 VDC; via data contacts
Supply voltage (field)	24 VDC (-15 ... +20 %); via power jumper contacts (power supply via CAGE CLAMP® connection; transmission via spring contact); Output voltage adjustable in steps via DIP switch: 5 V; 8 V; 10 V; 12 V; 15 V
Total current (system supply)	500 mA
Number of outgoing power jumper contacts	3
Indicators	LED (A, C) green: status indicator for input voltage, output voltage



Connection data	
Connectable conductor materials	Copper
Connection type	Field supply
Solid conductor	0.08 ... 2.5 mm² / 28 ... 14 AWG
Fine-stranded conductor	0.08 ... 2.5 mm² / 28 ... 14 AWG
Strip length	8 ... 9 mm / 0.31 ... 0.35 inches
Connection technology: field supply	6 x CAGE CLAMP®
Connection technology: system supply	2 x CAGE CLAMP®

Physical data	
Width	12 mm / 0.472 inches
Height	100 mm / 3.937 inches
Depth	69.8 mm / 2.748 inches
Depth from upper-edge of DIN-rail	62.6 mm / 2.465 inches

Mechanical data	
Mounting type	DIN-35 rail
Pluggable connector	fixed

Material data	
Color	light gray
Housing material	Polycarbonate; polyamide 6.6
Fire load	1.039 MJ
Weight	53.8 g
Conformity marking	CE

Environmental requirements	
Ambient temperature (operation)	0 ... +55 °C
Ambient temperature (storage)	-40 ... +85 °C
Protection type	IP20
Pollution degree	2 per IEC 61131-2
Operating altitude	0 ... 2000 m / 0 ... 6562 ft
Mounting position	Horizontal left, horizontal right, horizontal top, horizontal bottom, vertical top and vertical bottom
Relative humidity (without condensation)	95 %
Vibration resistance	4g per IEC 60068-2-6
Shock resistance	15g per IEC 60068-2-27
EMC immunity to interference	per EN 61000-6-2, marine applications
EMC emission of interference	per EN 61000-6-3, marine applications
Exposure to pollutants	per IEC 60068-2-42 and IEC 60068-2-43
Permissible H ₂ S contaminant concentration at a relative humidity 75 %	10 ppm
Permissible SO ₂ contaminant concentration at a relative humidity 75 %	25 ppm



Commercial data	
Product Group	15 (I/O System)
PU (SPU)	1 pcs
Packaging type	Box
Country of origin	DE
GTIN	4017332395793
Customs tariff number	85389091890

Product classification	
UNSPSC	39121008
eCl@ss 10.0	27-24-26-10
eCl@ss 9.0	27-24-26-10
ETIM 9.0	EC001600
ETIM 8.0	EC001600
ECCN	NO US CLASSIFICATION

Environmental Product Compliance	
CAS-No.	25550-51-0
REACH Candidate List Substance	4-Methyl-1,2-cyclohexanedicarboxylic anhydride
RoHS Compliance Status	Compliant,No Exemption
SCIP notification number (Austria)	6856dbab-8285-41f4-b6e1-dc04e601fc77
SCIP notification number (Belgium)	216a7fd3-619c-48da-9988-deca8c62090c
SCIP notification number (Bulgaria)	01fd1c2a-041a-49e5-b787-067d3452b99d
SCIP notification number (Czech Republic)	d595f5c9-09c6-48fb-8340-a1d4d0de5525
SCIP notification number (Denmark)	99454828-bd86-4fdb-b2e5-0330e3fa719b
SCIP notification number (Finland)	f32b639e-f949-454e-b66f-58df7d08b826
SCIP notification number (France)	b137ecc3-e12f-465a-8a48-142e55ce7859
SCIP notification number (Germany)	5389df28-2f80-4c58-8b48-b5ff5433fe0b
SCIP notification number (Hungary)	3f236cdc-0128-491b-a2f7-442ca40d68b1
SCIP notification number (Italy)	226208a6-a0e3-438c-8238-a5f3f64a3937
SCIP notification number (Netherlands)	ae65f677-eb60-4220-bcb9-057b0ae082d3
SCIP notification number (Poland)	8f28328e-085f-4f8b-b0b3-883ce3fc05ed
SCIP notification number (Romania)	a3411f74-8b5b-4327-b400-738f987a6565
SCIP notification number (Sweden)	d36c4783-e0b2-488b-b4e8-c9a0670918e1

Approvals / Certificates

General approvals

EAC

KC

UL









Approval	Standard	Certificate Name
EAC GZO Almaty Standart	TP TC 020/2011	EAC CoC 03083
KC National Radio Research Agency	Article 58-2, Clause 3	MSIP-REM-W43-SPP750
UL Underwriters Laboratories Inc. (ORDINARY LOCATIONS)	UL 508	E175199

Declarations of conformity and manufacturer's declarations

Approval	Standard	Certificate Name
EU-Declaration of Confor- mity WAGO GmbH & Co. KG	-	-
UK-Declaration of Confor- mity WAGO GmbH & Co. KG	-	-










Approvals for marine applications



Approval	Standard	Certificate Name
ABS American Bureau of Ship- ping	-	22-2219060
BSH Bundesamt fuer See- schifffahrt und Hydrogra- phie	-	1104
BV Bureau Veritas S.A.	-	30389/C0 BV
DNV DNV GL SE	DNV-CG-0339,Aug.2021	TAA0000194
KR Korean Register of Ship- ping	-	KR HMB05880-AC001
LR Lloyds Register EMEA	-	LR22180952TA
PRS Polski Rejestr Statków	-	TE/1101/880590/23
RINA RINA Germany GmbH	-	ELE343521XG001

Approvals for hazardous areas







Approval	Standard	Certificate Name
ATEX TUEV Nord Cert GmbH	EN 60079-0	TUEV14ATEX148929X (II 3 G Ex ec IIC T4 Gc)
CCCEX CQST/CNEx	CNCA-C23-01	2020312310000213 (Ex ec IIC T4 Gc)
IECEx TUEV Nord Cert GmbH	IEC 60079-0	IECEx TUN 14.0035 X (Ex ec IIC T4 Gc)
INMETRO TÜV Rheinland do Brasil Ltda.	IEC 60079-0	TÜV 12.1297 X
UKEx WAGO GmbH & Co. KG	EN 60079-0	UKCA_WA GO22UKEX003X_ec
UL Underwriters Laboratories Inc. (HAZARDOUS LOCATIONS)	UL 121201	E198726



Downloads


Environmental Product Compliance	
Compliance Search	
Environmental Product Compliance 750-623	

Documentation

Manual			
Product Manual 24VDC / 5-15V	V 1.2.0	pdf 1772.64 KB	
System Manual Series 750/753			

System Description			
750/753 Series I/O-System – General Product Information		pdf 953.35 KB	
Overview on WAGO-I/O-SYSTEM 750 approvals		pdf 770.48 KB	

Bid Text			
750-623	19.02.2019	xml 3.91 KB	
750-623	06.10.2017	doc 24.50 KB	








Instruction Leaflet			
CCC Ex (Additional information)	26.04.2023	pdf 159.76 KB	




CAD/CAE-Data	
CAD data	CAE data
2D/3D Models 750-623	EPLAN Data Portal 750-623
	WSCAD Universe 750-623
	ZUKEN Portal 750-623

Device Files			
Device Driver			
WAGO USB Service Kabel Treiber / Serie 750 und 857	6.5.3.0 10.09.2014	zip 4721.96 KB	



















1 Compatible Products
1.1 Optional Accessories
1.1.1 DIN-rail
1.1.1.1 Mounting accessories

 Item No.: 210-196 Aluminum carrier rail; 35 x 8.2 mm; 1.6 mm thick; 2 m long; unslotted; similar to EN 60715; silver-colored	 Item No.: 210-198 Copper carrier rail; 35 x 15 mm; 2.3 mm thick; 2 m long; unslotted; according to EN 60715; copper-colored	 Item No.: 210-508 Steel carrier rail; 35 x 15 mm; 1.5 mm thick; 2 m long; slotted; galvanized; similar to EN 60715; silver-colored	 Item No.: 210-197 Steel carrier rail; 35 x 15 mm; 1.5 mm thick; 2 m long; slotted; similar to EN 60715; silver-colored
 Item No.: 210-506 Steel carrier rail; 35 x 15 mm; 1.5 mm thick; 2 m long; unslotted; galvanized; similar to EN 60715; silver-colored	 Item No.: 210-114 Steel carrier rail; 35 x 15 mm; 1.5 mm thick; 2 m long; unslotted; similar to EN 60715; silver-colored	 Item No.: 210-118 Steel carrier rail; 35 x 15 mm; 2.3 mm thick; 2 m long; unslotted; according to EN 60715; silver-colored	 Item No.: 210-115 Steel carrier rail; 35 x 7.5 mm; 1 mm thick; 2 m long; slotted; according to EN 60715; "Hole width 18 mm; silver-colored
 Item No.: 210-112 Steel carrier rail; 35 x 7.5 mm; 1 mm thick; 2 m long; slotted; according to EN 60715; "Hole width 25 mm; silver-colored	 Item No.: 210-504 Steel carrier rail; 35 x 7.5 mm; 1 mm thick; 2 m long; slotted; galvanized; according to EN 60715; silver-colored	 Item No.: 210-113 Steel carrier rail; 35 x 7.5 mm; 1 mm thick; 2 m long; unslotted; according to EN 60715; silver-colored	 Item No.: 210-505 Steel carrier rail; 35 x 7.5 mm; 1 mm thick; 2 m long; unslotted; galvanized; according to EN 60715; silver-colored

1.1.2 Marking
1.1.2.1 Group marker carrier
 Item No.: 750-106 Group marker carrier



1.1.2.2 Marker

 Item No.: 750-100 Marker card; as a DIN A4 sheet; plain	 Item No.: 2009-145/000-006 Mini-WSB Inline; for Smart Printer; 1700 pieces on roll; stretchable 5 - 5.2 mm; plain; snap-on type; blue	 Item No.: 2009-145/000-007 Mini-WSB Inline; for Smart Printer; 1700 pieces on roll; stretchable 5 - 5.2 mm; plain; snap-on type; gray	 Item No.: 2009-145/000-023 Mini-WSB Inline; for Smart Printer; 1700 pieces on roll; stretchable 5 - 5.2 mm; plain; snap-on type; green
 Item No.: 2009-145/000-012 Mini-WSB Inline; for Smart Printer; 1700 pieces on roll; stretchable 5 - 5.2 mm; plain; snap-on type; orange	 Item No.: 2009-145/000-005 Mini-WSB Inline; for Smart Printer; 1700 pieces on roll; stretchable 5 - 5.2 mm; plain; snap-on type; red	 Item No.: 2009-145/000-024 Mini-WSB Inline; for Smart Printer; 1700 pieces on roll; stretchable 5 - 5.2 mm; plain; snap-on type; violet	 Item No.: 2009-145 Mini-WSB Inline; for Smart Printer; 1700 pieces on roll; stretchable 5 - 5.2 mm; plain; snap-on type; white
 Item No.: 2009-145/000-002 Mini-WSB Inline; for Smart Printer; 1700 pieces on roll; stretchable 5 - 5.2 mm; plain; snap-on type; yellow	 Item No.: 248-501/000-006 Mini-WSB marking card; as card; not stretchable; plain; snap-on type; blue	 Item No.: 248-501/000-007 Mini-WSB marking card; as card; not stretchable; plain; snap-on type; gray	 Item No.: 248-501/000-023 Mini-WSB marking card; as card; not stretchable; plain; snap-on type; green
 Item No.: 248-501/000-017 Mini-WSB marking card; as card; not stretchable; plain; snap-on type; light green	 Item No.: 248-501/000-012 Mini-WSB marking card; as card; not stretchable; plain; snap-on type; orange	 Item No.: 248-501/000-005 Mini-WSB marking card; as card; not stretchable; plain; snap-on type; red	 Item No.: 248-501/000-024 Mini-WSB marking card; as card; not stretchable; plain; snap-on type; violet
 Item No.: 248-501 Mini-WSB marking card; as card; not stretchable; plain; snap-on type; white	 Item No.: 248-501/000-002 Mini-WSB marking card; as card; not stretchable; plain; snap-on type; yellow		

1.1.2.3 Marker carrier

 Item No.: 750-103 Group marker carrier

1.1.3 Shield termination

1.1.3.1 Shield clamping saddles

 Item No.: 790-108 Shield clamping saddle; 11 mm wide; diameter of compatible conductor; 3 ... 8 mm	 Item No.: 790-208 Shield clamping saddle; 12.4 mm wide; 3 ... 8 mm	 Item No.: 790-116 Shield clamping saddle; 19 mm wide; diameter of compatible conductor; 7 ... 16 mm	 Item No.: 790-216 Shield clamping saddle; 21.8 mm wide; 6 ... 16 mm
 Item No.: 790-124 Shield clamping saddle; 27 mm wide; diameter of compatible conductor; 6 ... 24 mm	 Item No.: 790-220 Shield clamping saddle; 30 mm wide; 6 ... 20 mm	 Item No.: 790-140 Shield clamping saddle; diameter of compatible conductor	



1.1.4 System enclosure

1.1.4.1 System enclosure



Item No.: 850-825
IP65 enclosure; Aluminium (RAL 7032);
WxHxD (160x100x160 mm); 9 x M12, 4 x
M20



Item No.: 850-826
IP65 enclosure; Aluminium (RAL 7032);
WxHxD (240x100x160 mm); 4 x M20, 4 x
M16, 14 x M12 cable grip



Item No.: 850-827
IP65 enclosure; Aluminium (RAL 7032);
WxHxD (320x100x160 mm); 4 x M20, 8 x
M16, 17 x M12 cable grip



Item No.: 850-828
IP65 enclosure; Aluminium (RAL 7032);
WxHxD (480x100x160 mm); 4 x M20, 10 x
M16, 35 x M12 cable grip



Item No.: 850-826/002-000
IP65 enclosure; Aluminium (RAL 7035);
WxHxD (240x100x160 mm); 4 x M20, 4 x
M16, 14 x M12 cable grip



Item No.: 850-827/002-000
IP65 enclosure; Aluminium (RAL 7035);
WxHxD (320x100x160 mm); 4 x M20, 8 x
M16, 17 x M12 cable grip



Item No.: 850-828/002-000
IP65 enclosure; Aluminium (RAL 7035);
WxHxD (480x100x160 mm); 4 x M20, 10 x
M16, 35 x M12 cable grip



Item No.: 850-834
IP65 enclosure; Polyester (RAL 7032); Wx-
HxD (164x100x164 mm); 9 x M12, 4 x M20



Item No.: 850-835
IP65 enclosure; Polyester (RAL 7032); Wx-
HxD (244x100x164 mm); 4 x M20, 4 x
M16, 14 x M12 cable grip



Item No.: 850-836
IP65 enclosure; Polyester (RAL 7032);
WxHxD (324x100x164 mm); 4 x M20, 8 x
M16, 17 x M12 cable grip



Item No.: 850-814/002-000
IP65 enclosure; Sheet steel (RAL 7035);
WxHxD (200x120x200 mm); without flan-
ge plate



Item No.: 850-815/002-000
IP65 enclosure; Sheet steel (RAL 7035);
WxHxD (300x120x200 mm); without flan-
ge plate



Item No.: 850-816/002-000
IP65 enclosure; Sheet steel (RAL 7035);
WxHxD (400x120x200 mm); without flan-
ge plate



Item No.: 850-817/002-000
IP65 enclosure; Sheet steel (RAL 7035);
WxHxD (600x120x200 mm); without flan-
ge plate