

6

5

4

3

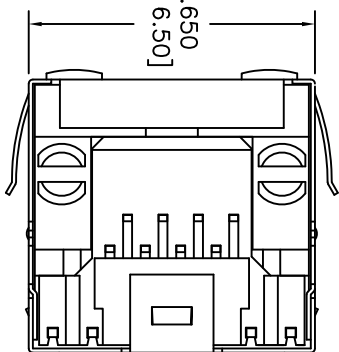
2

1

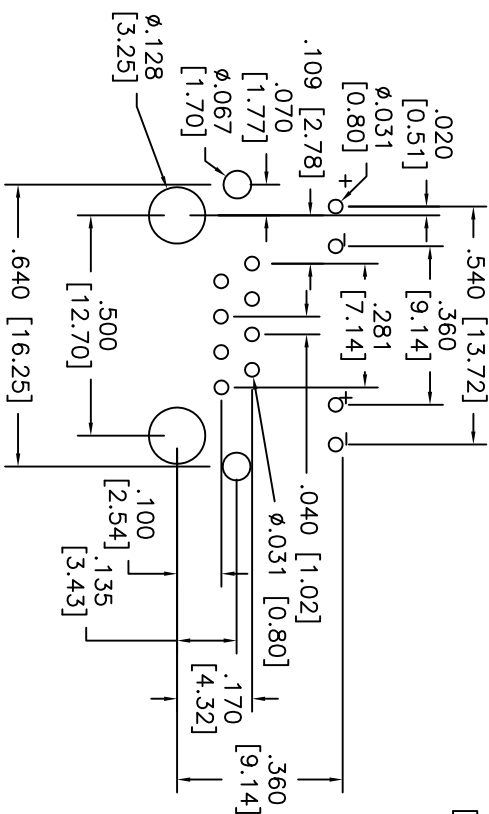
APPROVED: _____

DATE: _____ TITLE: _____

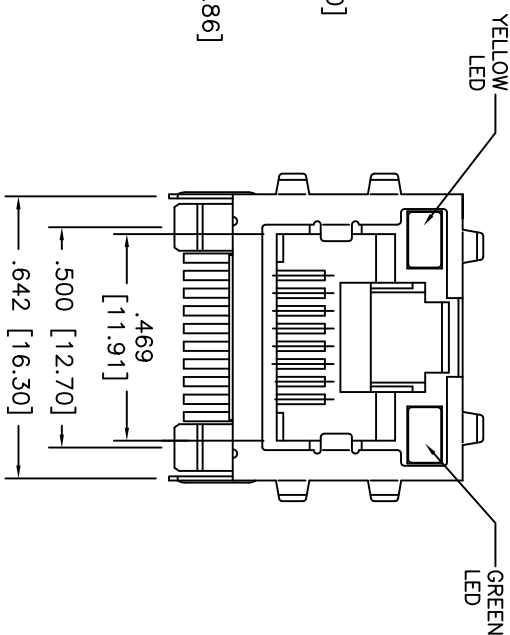
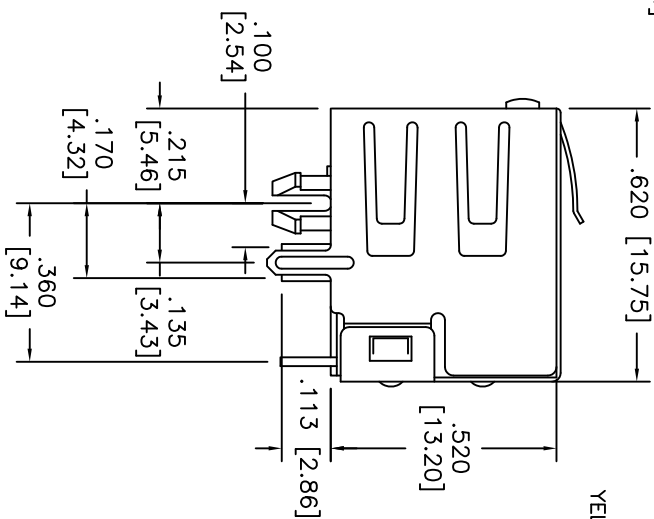
Rev	AWO #	Description	Date	Appr
-		RELEASED	12/4/07	
A		REVISED DIM.	3/22/10	



X	PLATING
0	15 µin Gold
1	30 µin Gold
2	50 µin Gold



RECOMMENDED PCB LAYOUT



SPECIFICATIONS:

Material:

Insulator: PBT, glass reinforced, rated UL 94V-0

Insulator color: Black

Contacts: Phosphor Bronze

Plating:

Gold flash over Nickel underplate on contact area,
Tin over copper underplate on solder tails.

(See chart for thickness)

Electrical:

Operating voltage: 125 VAC max

Current rating: 1.5 Amps max

Contact resistance: 45 mohms max. initial

Insulation resistance: 1000 Mohms min

Dielectric withstanding voltage: 1,000 VAC for 1 minute

Temperature Rating:

Operating temperature: -40°C to +85°C

Environmental:

Lead free, RoHS compliant.

**ADAM TECH**909 Rahway Avenue, Union, NJ 07083
Phone: 908-687-5000 Fax: 908-687-0214MODULAR TELEPHONE JACK, R/A
W/ PANEL GROUNDS, LEDS YEL/GRN

UNLESS OTHERWISE SPECIFIED ALL DIMENSIONS ARE MM [INCHES] TOLERANCES: EXCEPT AS NOTED			
INCHES	HOLES	DATE	APPROVALS
.X ± .10	ØXX ± .10		
.XX ± .020	ØXX ± .015		
.XXX ± .015	ØXXX ± .010		
DRAWN	SHIREN	12/4/07	
CHECKED			
APPROVED			
SIZE	PART NO.	REV.	
X	MTJ-88ARX1-FSM-PG-LG	A	
REF:	S00069T	SCALE: NTS	SHEET 1 OF 1

6

5

4

3

2

1