

DLW32SH110XK2#

“#” at the end indicates the package specification code.

For CAN

Discontinued

AEC-Q200

RoHS

REACH

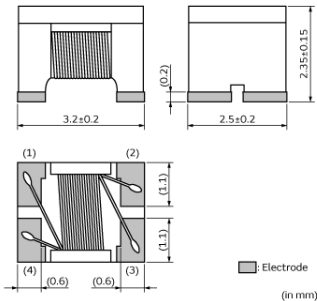
< List of part numbers with package codes >

DLW32SH110XK2B DLW32SH110XK2L

Applications

| | |
|--------------------------|--|
| Unsuitable Applications | Please be sure to read and comply with these "Precautions for use." |
| Specific Applications | Automotive powertrain/safety equipment, Automotive infotainment/comfort equipment, Consumer equipment, Medical equipment [GHTF A/B/C] except for implant & surgery & auto injector, Industrial Equipment Please refer to Our Website and specifications, etc. for information about the performance, functions, quality, management, and safety required for the above applications, and use Products after confirming the performance and reliability of the actual Product. |
| Recommended Applications | Automotive powertrain/safety equipment |

Appearance & Shape



Packaging Information

| Packaging | Specifications | Standard Packing Quantity |
|-----------|---------------------|---------------------------|
| B | Bulk(Bag) | 500 |
| L | 180mm Embossed Tape | 1500 |

Attention

1.This datasheet is downloaded from the website of Murata Manufacturing Co., Ltd. Therefore, it's specifications are subject to change or our products in it may be discontinued without advance notice. Please check with our sales representatives or product engineers before ordering.
2.This datasheet has only typical specifications because there is no space for detailed specifications.
Therefore, please review our product specifications or consult the approval sheet for product specifications before ordering.

DLW32SH110XK2#

“#” at the end indicates the package specification code.



Features

1. Suitable for noise suppression at car area networks like CAN.
2. High common mode impedance at high frequency range.
So it is suitable for noise suppression through wide frequency range.
3. Wide operating temperature range (-40 to +125 degrees C)

Applications

Common mode noise suppression for car area networks like CAN.

Attention

1. This datasheet is downloaded from the website of Murata Manufacturing Co., Ltd. Therefore, it's specifications are subject to change or our products in it may be discontinued without advance notice. Please check with our sales representatives or product engineers before ordering.

2. This datasheet has only typical specifications because there is no space for detailed specifications.

Therefore, please review our product specifications or consult the approval sheet for product specifications before ordering.

DLW32SH110XK2#

“#” at the end indicates the package specification code.



Specifications

| | |
|--|---------------------------|
| Shape | SMD |
| Size Code (in mm) | 3225 |
| Size Code (in inch) | 1210 |
| Length | 3.2mm |
| Length Tolerance | ±0.2mm |
| Width | 2.5mm |
| Width Tolerance | ±0.2mm |
| Thickness | 2.35mm |
| Thickness Tolerance | ±0.15mm |
| Rated Current | 300mA |
| Derating of Rated Current | No |
| Rated Voltage | 80Vdc |
| Withstanding Voltage | 200Vdc |
| DC Resistance(max.) | 0.4Ω |
| DC Resistance | 0.4Ω max. |
| Insulation Resistance(min.) | 10MΩ |
| Operating Temperature Range | -40°C to 125°C |
| Mass(typ.) | 0.072g |
| Number of Circuit | 1 |
| Common Mode Inductance | 11μH-30%/+50% (at 0.1MHz) |
| Operating Temperature Range(Self-temperature rise is included) | No |
| Brand | Murata |

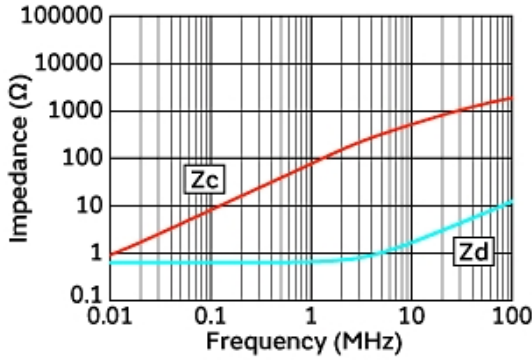
Attention

- 1.This datasheet is downloaded from the website of Murata Manufacturing Co., Ltd. Therefore, it's specifications are subject to change or our products in it may be discontinued without advance notice. Please check with our sales representatives or product engineers before ordering.
- 2.This datasheet has only typical specifications because there is no space for detailed specifications.
Therefore, please review our product specifications or consult the approval sheet for product specifications before ordering.

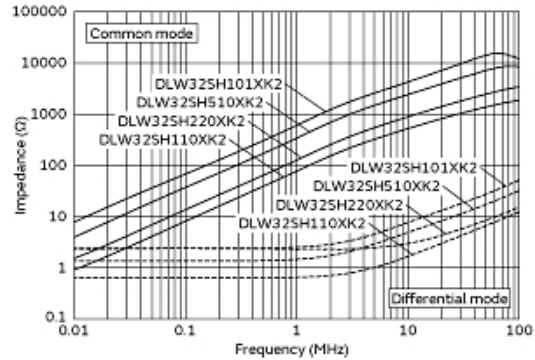
DLW32SH110XK2#

“#” at the end indicates the package specification code.

Product Data

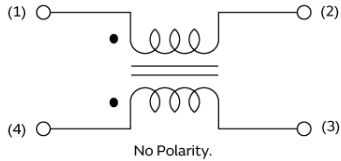


Impedance-Frequency Characteristics

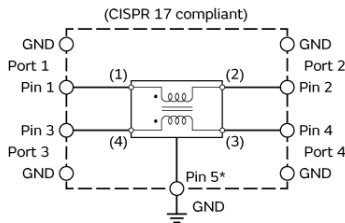


Impedance-Frequency Characteristics
(Main Items)

Equivalent Circuit (Note 1)



Note1: The Port/Pin No. of the Simulation Model provided by our company is as follows.



S-parameter: Port □
SPICE model: Pin □ (Pin5* connect to GND)

Equivalent Circuit

Attention

- 1.This datasheet is downloaded from the website of Murata Manufacturing Co., Ltd. Therefore, it's specifications are subject to change or our products in it may be discontinued without advance notice. Please check with our sales representatives or product engineers before ordering.
- 2.This datasheet has only typical specifications because there is no space for detailed specifications.
Therefore, please review our product specifications or consult the approval sheet for product specifications before ordering.