


Product Status	EOL Announced
	Recommended Alternate Part No. : NLCV25T-1R5M-EFR (Interchangeability is not guaranteed.)
	Discontinue Issue Date : Nov.19, 2024
	Last Purchase Order Date : Mar.31, 2026
	Last Shipment Date : Sep.30, 2026
Applications	Commercial Grade
Feature	No DirectivityNo Directivity
	Wire WoundWire Wound
	Ferrite CoreFerrite Core
Series Type	NLCV25-PFR
Brand	TDK
Environmental Compliance	<div><div>RoHS</div><div>REACH</div><div>Halogen Free</div></div>



Size	
Length(L)	2.50mm ±0.20mm
Width(W)	2.00mm ±0.10mm
Thickness Height	1.80mm ±0.10mm
Recommended Land Pattern (A)	1.00mm Nom.
Recommended Land Pattern (B)	1.50mm Nom.
Recommended Land Pattern (C)	1.50mm Nom.

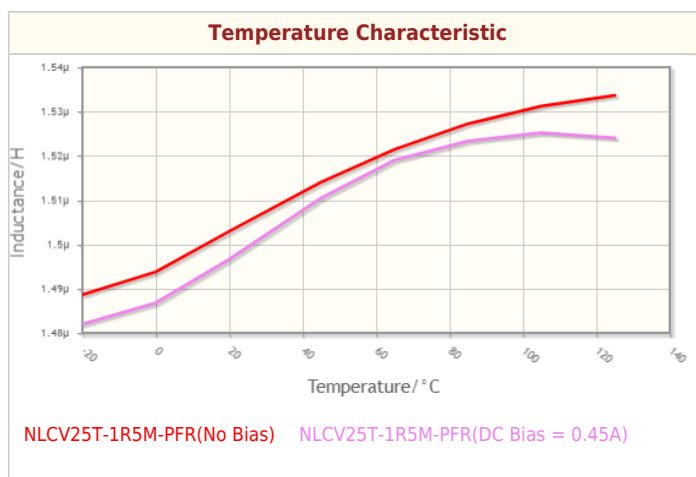
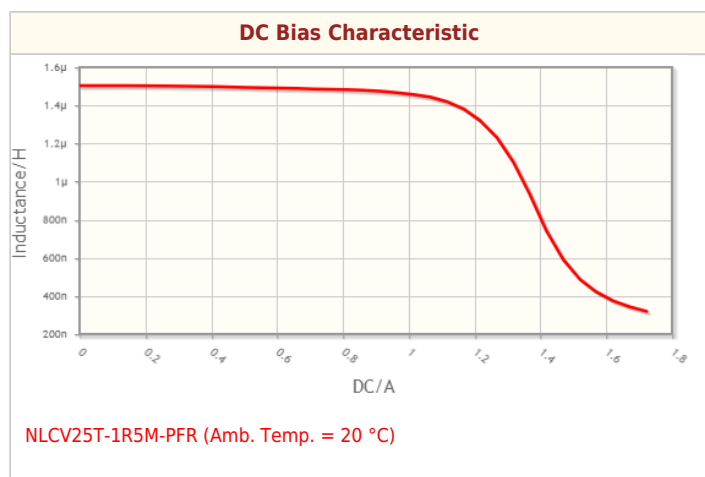
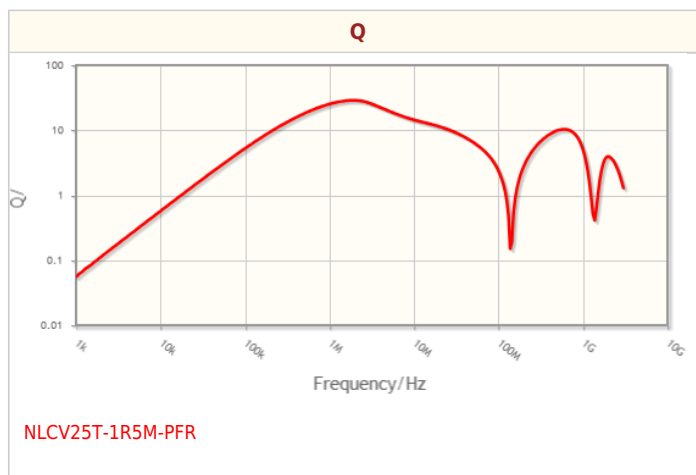
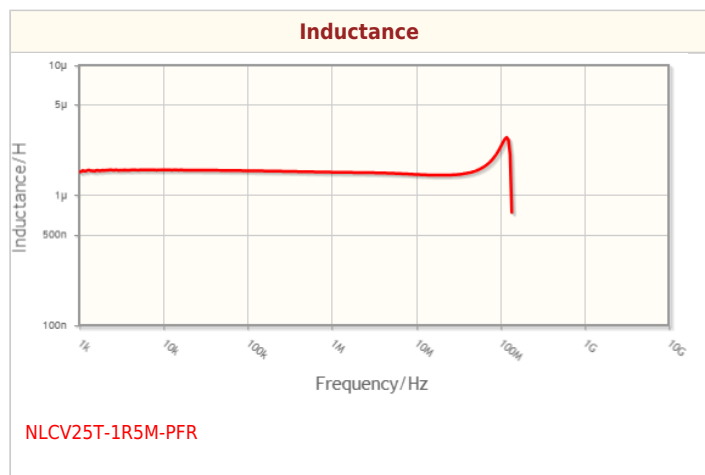
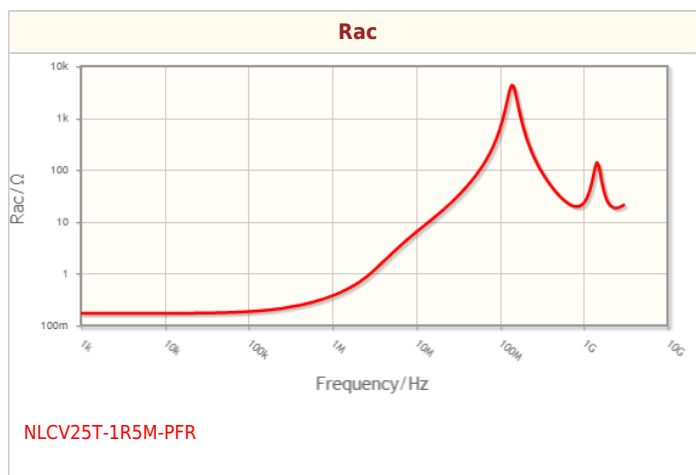
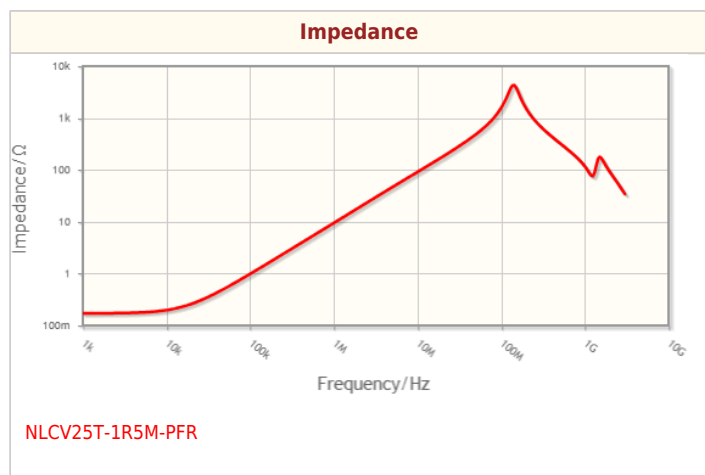
Electrical Characteristics	
Inductance	1.5μH ±20% at 7.96MHz
Rated Current	890mA
DC Resistance [Typ.]	180mΩ
DC Resistance [Max.]	216mΩ
Self Resonant Frequency [Min.]	80MHz
Self Resonant Frequency [Typ.]	
Q [Min.]	
Q [Typ.]	10 at 7.96MHz

Other	
Operating Temp. Range	-40 to 125°C (Including Self-Temp. Rise)
Soldering Method	Wave (Flow)
	Reflow
	Iron Soldering
AEC-Q200	NO

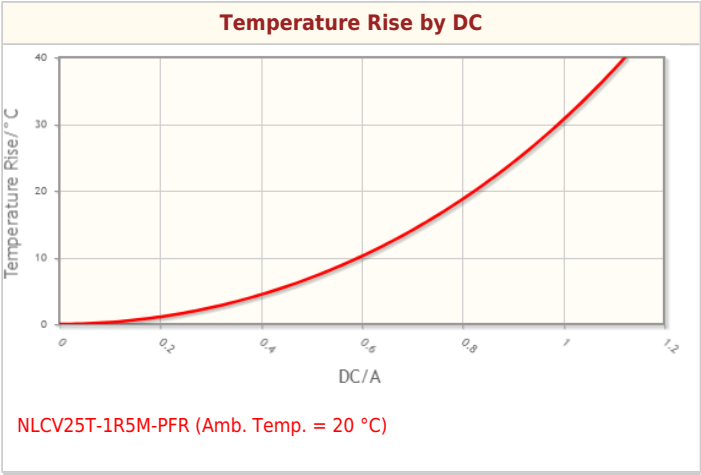
! Images are for reference only and show exemplary products.
! This PDF document was created based on the data listed on the TDK Corporation website.
! All specifications are subject to change without notice.

Packing	Embossed (Plastic)Taping [180mm Reel]
Package Quantity	2000pcs
Weight	0.025g

Characteristic Graphs(This is reference data, and does not guarantee the products characteristics.)



Characteristic Graphs(This is reference data, and does not guarantee the products characteristics.)



Associated Images

