THIS DRAWING IS UNPUBLISHED. RELEASED FOR PUBLICATION －，2016.
© COPYRIGHT 2016 Tyco Electronics Japan G.K. ALL RIGHTS RESERVED.

REVISIONS 変更

P	LTR	DESCRIPTION	DATE	DWN	APVD
	D8	REVISED ECR-17-006193	01MAY2017	TS	KB

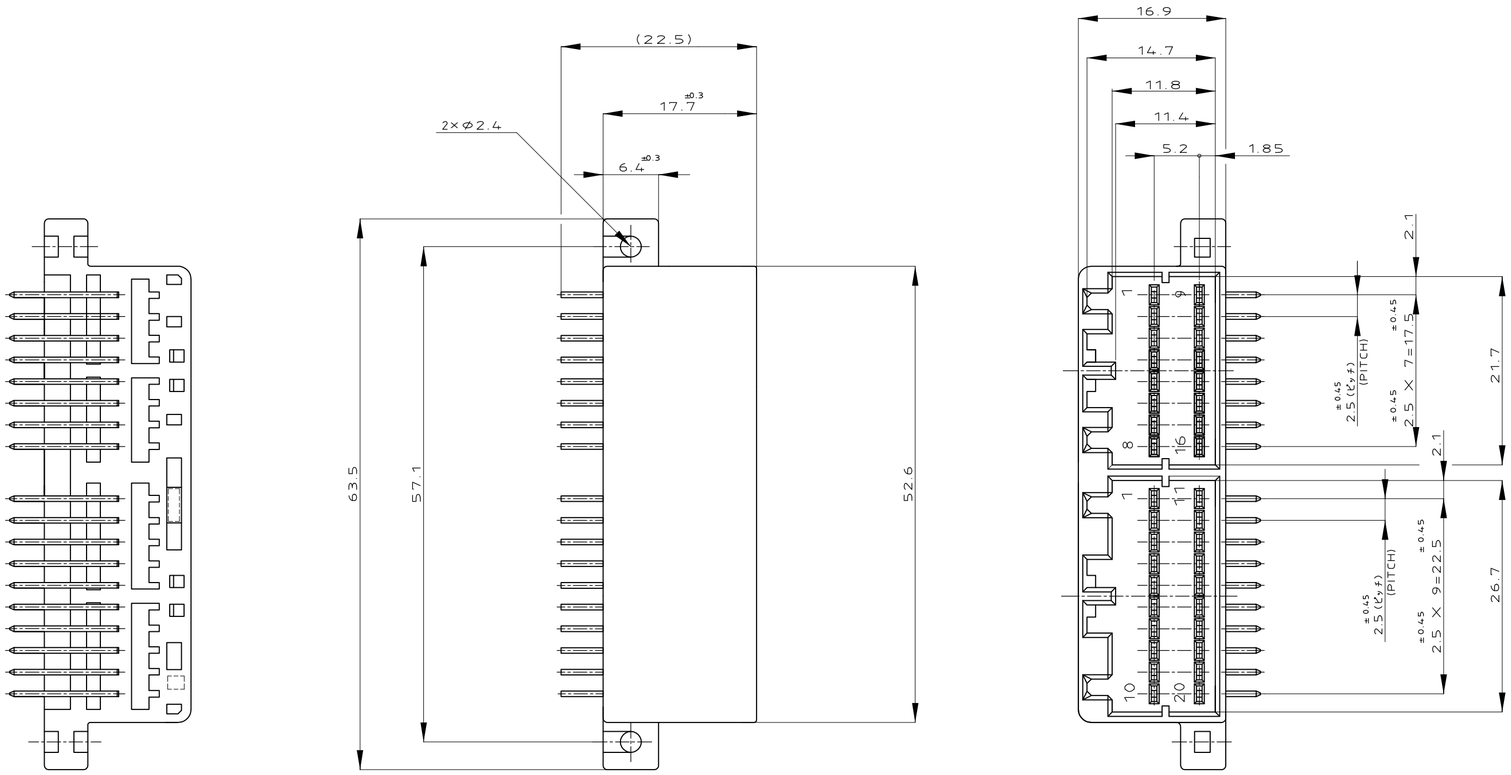

1. APPLICABLE P.C.BOARD THICKNESS 1.6mm
2. RECOMMENDED MOUNTING SCREW: 3mm DIA, 6mm LENGTH (MIN.)
   TAPPING SCREW SPECIFIED IN JIS B1115, B1122
   (TIGHTENING TORQUE : 0.39N-m MAX.)
3. THE MATING PLUG HOUSING PART NUMBER; 174909,174910
4. APPLICABLE PRODUCT SPEC No. ; 108-5281
5. CIRCUIT NUMBER.
6. NON INSERTION CIRCUIT NUMBER 21～36

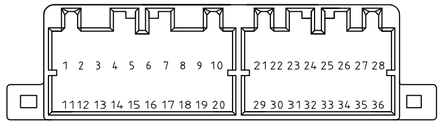

1. 適用プリント基板厚；1.6mm
2. 推奨取付ネジ：JIS B1115 ，B1122 タッピンネジ，ナベ2種
   呼び径3，長さ6mm 以上（締付トルク 0.39N-m 以下）
3. 嵌合相手型番; 174909,174910
4. 適用製品規格番号 ; 108-5281
5. 回路番号（上図参照の事）
6. 端子抜け回路番号 21 ～36

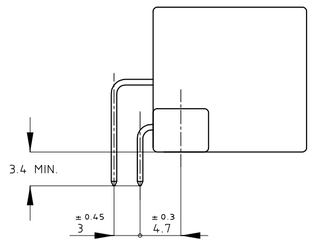

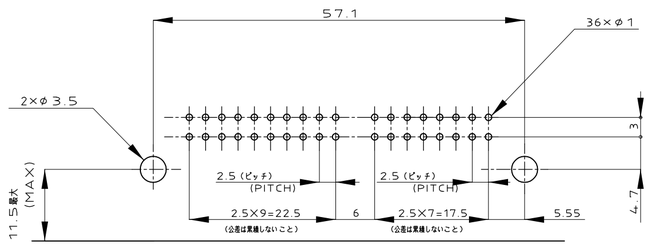

プリント基板取付け寸法 （公差±0.1）
(MOUNTING DIMENSIONS FOR P.C.BOARD: TOLERANCE ±0.1)
※ピッチ公差は累積しないこと（NON ACCUMULATE PITCH TOLERANCE）

NON INSERTION CIRCUIT NUMBER タブ抜き箇所	SOLDERING SIDE 半田付け部	CONTACT SIDE 接触部側	CIRCUIT NO OF GOLD PLATED CONTACT 金めっき端子使用回路番号	HOUSING COLOR ハウジング色	PART NUMBER 型 番
	CONTACT FINISH コンタクト仕上げ				
—	SELECTIVE-TIN (MATTE)	SELECTIVE GOLD × 4	10,11,15,16	GRAY 灰色	6-5174912-6
	PRE-TIN × 32				
—	SELECTIVE-TIN (MATTE)	SELECTIVE GOLD × 36	1～36	BLACK 黒色	1-5174912-2
SEE DWG 9-174912-2					9-174912-2
21 ～ 36	PRE-TIN × 20		—	BLACK 黒色	7-174912-2
—	TIN-LEAD	SELECTIVE GOLD × 4	10,11,15,16	GRAY 灰色	6-174912-6
	PRE-TIN × 32				
—	TIN-LEAD	SELECTIVE GOLD × 6	10,11,12,15,16,31	GRAY 灰色	3-174912-6
	PRE-TIN × 30				
—	TIN-LEAD	SELECTIVE GOLD × 5	10,11,12,15,16,31	BLACK 黒色	2-174912-2
	PRE-TIN × 31				
—	PRE-TIN × 36		—	BLACK 黒色	174912-2

THIS DRAWING IS A CONTROLLED DOCUMENT.

TOLERANCE UNLESS OTHERWISE SPECIFIED: 一般公差
0<×≦ 10 : ±0.2
10<×≦ 30 : ±0.25
30<×≦100 : ±0.3
ANGLE : ±3°
角度

DIMENSIONS: 単位： 耗 mm

TOLERANCES UNLESS OTHERWISE SPECIFIED: 一般公差
0 PLC ± –
1 PLC ± –
2 PLC ± –
3 PLC ± –
4 PLC ± –
ANGLES ± –

MATERIAL 材料 HSG: PBT ハウジング：PBT CONTACT: BRASS コンタクト：黄銅

FINISH 仕上 SEE TABLE

DWN T.SHINOHARA 18MAR04
CHK K.BETSUI 18MAR04
APVD K.BETSUI 18MAR04
PRODUCT SPEC 製品規格 SEE NOTE 4
APPLICATION SPEC 取付適用規格 —
WEIGHT 11.3 g

TE Connectivity

NAME 名称: 040 SERIES MULTI-LOCK I/O CONNECTOR MK-II 36POSITION CAP HOUSING ASSEMBLY

SIZE	CAGE CODE	DRAWING NO 番号	RESTRICTED TO
A2	00779	C-174912	—

CUSTOMER DRAWING | SCALE 尺度 2:1 | SHEET 1 OF 1 | REV D8

174912

Downloaded from Arrow.com.